

KM 70/30 C BP PACK

For manual sweepers designed for cleaning indoors and outdoors. The flat pleated filter and electrically driven sweeper roller and side brush ensure low-dust and convenient sweeping.



Made in Europe



Order no. **1.517-214.0**

- With charger and batteries (Bp Pack version)
- Electrically powered main sweeper roller and side brush
- Roller brush and side brushes continuously adjustable

Technical data

| | | |
|---------------------------------|-------------------|-------------------|
| EAN code | | 4039784718104 |
| Drive type | | manual |
| Drive- performance | V / W | 12 / 150 |
| Max. area performance | m ² /h | 2800 |
| Working width | mm | 480 |
| Working width with 1 side brush | mm | 700 |
| Tank volume, gross/net | l | 42 / 20 |
| Operating time | h | 3.5 |
| Battery runtime | h | max. 2.5 |
| Battery charging time | h | 12 |
| Weight (with accessories) | kg | 45.1 |
| Weight, ready to uset | kg | 44 |
| Dimensions (L × W × H) | mm | 1200 / 770 / 1050 |

Equipment

| | |
|---------------------------------------|---|
| Fine dust filter | ■ |
| Sweeper drive, electric | ■ |
| Main sweeper roller adjustable | ■ |
| Foldable push handle | ■ |
| Battery and built-in charger included | ■ |
| Dustpan principle | ■ |
| Outdoor use | ■ |
| Indoor use | ■ |

■ included in the scope of supply.



Adjustable push handle

- Three adjustment options for maximum ergonomics.
- Space-saving parking position thanks to folding design.



EASY Operation operating concept





- Easy to use programme selector switch.



Easy to transport

- Front and rear carrying handles for easy transport and loading into a car

ACCESSORIES FOR KM 70/30 C BP PACK 1.517-214.0



| | Order no. | Description | |
|--|-----------|-------------|---|
| TRACTION BATTERIES | | | |
| Battery | 1 | 6.654-202.0 | Traction battery. <input checked="" type="checkbox"/> |
| CHARGERS | | | |
| Charger | 2 | 6.654-203.0 | For charging battery 6.654-202.0. <input checked="" type="checkbox"/> |
| MAIN SWEEPER ROLLER | | | |
| Standard roller brush | | | |
| Reversing rolling mill standard KM70/20 | 3 | 6.907-783.0 | Tough standard roller brush with moisture-proof universal bristles for normal soiling on all surfaces. Extremely durable. <input checked="" type="checkbox"/> |
| Standard roller brush | 4 | 6.906-041.0 | <input checked="" type="checkbox"/> |
| Main sweeper roller, soft | | | |
| Main sweeper roller, soft | 5 | 6.903-995.0 | Sweeps fine dust on all surfaces indoors and outdoors <input type="checkbox"/> |
| Main sweeper roller, hard | | | |
| Main sweeper roller, hard | 6 | 6.903-999.0 | For the removal of stubborn dirt outdoors <input type="checkbox"/> |
| Main sweeper roller, antistatic | | | |
| Main sweeper roller, antistatic | 7 | 6.907-023.0 | For sweeping surfaces subject to static build up (e.g. carpets, artificial turf) <input type="checkbox"/> |
| SIDE BRUSHES | | | |
| Standard side brushes | | | |
| Spare parts set side broom | 8 | 2.884-935.0 | Standard side brush with moisture-proof universal bristles for normal soiling on all surfaces. Extremely durable. <input checked="" type="checkbox"/> |
| FILTERS | | | |
| Foam filter | | | |
| Filter inlay | 9 | 5.731-625.0 | Plastic filter, water-resistant, washable, reduces maintenance costs. <input checked="" type="checkbox"/> |
| KITS | | | |
| Fleet mounting kit | | | |
| Attachment kit Plug-in Connect Module | 10 | 2.644-391.0 | The IoT module* is used to transmit information on the location and operating hours of battery-powered Kärcher cleaning machines and third-party devices to the equipment management system. <input type="checkbox"/> |
| OTHER ACCESSORIES SCRUBBER DRIERS | | | |
| Home Base accessories | | | |
| ABS litter picker set | 11 | 2.640-908.0 | For picking up refuse. <input type="checkbox"/> |

■ Included in the scope of supply. □ Available accessories.