

Quality out in the open.







## The solution for cleanliness in public areas.

Clean and well-maintained outdoor areas shape the public perception of both local authorities and companies. Beyond the representative appearance, public safety and order are of particular importance, especially accident prevention – important tasks that local authorities, contract cleaners and industry face on a daily basis. Kärcher municipal sweepers provide optimal cleaning solutions for all outdoor areas. They impress with their perfect cleaning results, robustness, efficiency and almost unlimited areas of applications.






## Table of contents

Perfect for all surfaces	Page 4
Overview	Page 6
Litter vacuums	Page 8
Vacuum sweepers	Page 10
Implement carrier	Page 16
Attachments – convenient and functional	Page 22



## Perfect for all surfaces.

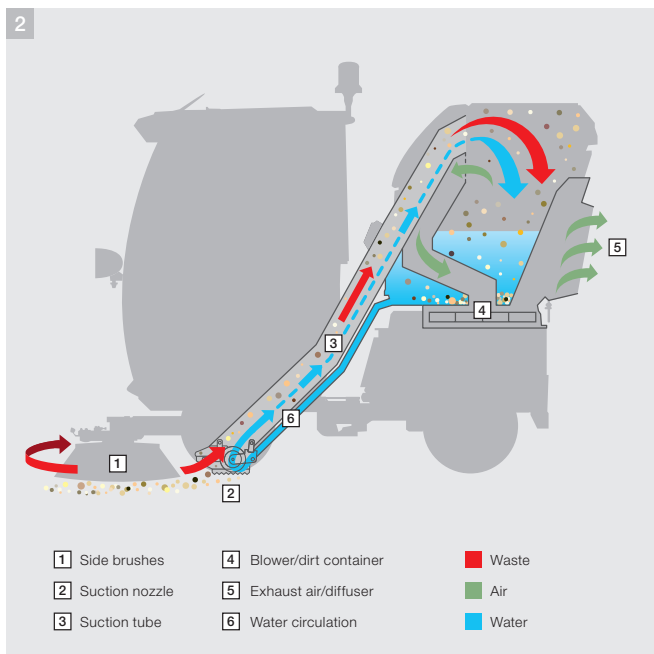

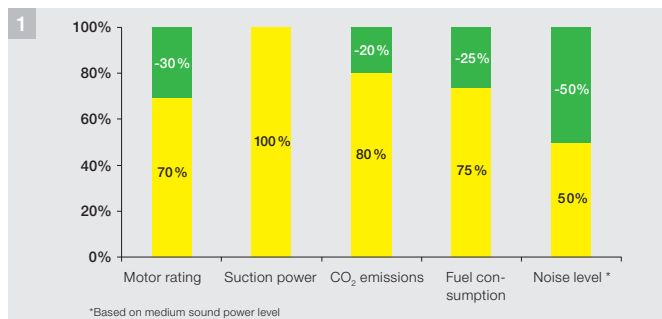
Wherever Kärcher municipal sweepers are used – either by local authorities, service providers or in industry, absolute professionalism is a must. With over ten years' experience in outdoor cleaning, Kärcher offers the technology for perfect cleaning and efficiency. Not least because optimal solutions are developed in partnership with professionals in this sector: sweepers that are perfectly tailored to meet the requirements of these users.



Kärcher municipal sweepers deliver exceptional performance everywhere: on large areas, difficult surfaces, roads, paths, car parks, grassed surfaces and in winter. These machines are powerful, robust, durable, efficient and easy to use. With EASY Operation, Kärcher offers a standard operating system

with self-explanatory symbols to prevent incorrect operation. The symbols and settings are identical on all sweepers and vacuum sweepers. Once learnt, every machine can be operated intuitively with EASY Operation. Kärcher EASY Operation increases safety and productivity and extends the life of the machine.





### **1 The standard for efficiency**

The MC 50 demonstrates on a daily basis that economy and ecology go hand in hand. A highly efficient compact sweeper that is eco-friendly in every respect. The innovative vacuuming system with large vacuum blower reaches maximum suction power at 75% engine speed. The result: quieter, lower consumption, lower emissions and less wear. The MC 50 even falls below the values specified in the stringent exhaust emission standard STAGE IIIa.

### **2 Perfect cleaning result**

Kärcher vacuum sweepers use a vacuum system where the side brushes sweep the dirt into the centre. An efficient suction nozzle picks up the dirt which is transported in the air stream to the container via a straight flow-optimised suction tube. Water is continuously sprayed into the suction tube and on to the brush to prevent dust development, so that the exhaust air is virtually clean. With the water circulation system, the dust is bound even more efficiently, with significantly lower water consumption and extended operating hours. It simultaneously protects the environment and saves costs.

### **3 Large areas pose no problem**


Kärcher sweepers are designed for long periods of use on large areas, such as car parks, exhibition grounds and industrial areas – effortlessly and economically. Even gradients up to 25% pose no problem.



### **4 Maximum operating comfort**



The IC 15/240 W with traction drive is easy to control and steer with one hand on the drawbar and is designed for smooth operation. The brake is automatically applied when the drawbar is released for added safety.



# Vacuum sweepers and municipal implement carriers.

		Working width (mm)	Waste container (l)	Max. area performance (m <sup>2</sup> /h)	Indoor use	Outdoor use	15-litre storage compartment	Traction drive, hydraulic	Coarse dirt flap	Electric starter	Warning beacon	Kerb climbing aid	Page
	<b>Litter vacuums</b>												
	IC 15/240 W	100	240	-	-	■	■	■	■	■	-	-	8
	IC 15/240 W Adv	100	240	-	-	■	■	■	■	■	■	■	8


		Variable sweeping width (mm)	Waste container (l)	Max. area performance (m <sup>2</sup> /h)	Indoor use	Outdoor use	Leaf suction hose	Traction drive, hydraulic	Coarse dirt flap	Hydraulic container lift	Air conditioning	Heating	Page
 	<b>Vacuum sweepers</b>												
	MC 50 Classic / MC 50 Classic Comfort	1100–1400	500	14000	-	■	□	■	■	■	- / □	■	10
	MC 50 Adv / MC 50 Adv Comfort	1100–1400	500	14000	-	■	□	■	■	■	- / ■	■	12
	ICC 2 D Eco 2 SB STAGE IIIa	1500–2100	1500	33600	-	■	□	■	■	■	-	■	14
	ICC 2 D STAGE II Eco 2 SB	1500–2100	1500	33600	-	■	□	■	■	■	-	■	14
	ICC 2 D Adv 2 SB STAGE IIIa	1500–2100	1500	33600	-	■	■	■	■	■	■	■	14
	ICC 2 D STAGE II Comfort 2 SB	1500–2100	1500	33600	-	■	■	■	■	■	■	■	14
	ICC 2 D Adv STAGE IIIa	1500–2350	1500	37600	-	■	■	■	■	■	■	■	14
	ICC 2 D STAGE II Comfort	1500–2350	1500	37600	-	■	■	■	■	■	■	■	14
	ICC 2 D Eco STAGE IIIa	1500–2350	1500	37600	-	■	□	■	■	■	-	■	14
	ICC 2 D STAGE II	1500–2350	1500	37600	-	■	□	■	■	■	-	■	14

		HP	Weight (kg)	Total permissible weight (kg)	Year-round use	Air conditioning	Heating	Comfort seat	Radio	Warning lights	Safety belt	Page
 	<b>Implement carrier</b>											
	MIC 34C	■	34	1320	1750	■	■	■	■	■	■	16
	MIC 45 Classic	■	45	1320	2500	■	□	■	□	□	■	18
	MIC 45 Advanced	■	45	1320	2500	■	□	■	□	□	■	18
	MIC 84	■	84	2450	5000	■	■	■	■	■	■	20


■ NEW    ■ Included in delivery.    □ Available accessories.




# Economical in year-round use.




Winter service



For grassed surfaces



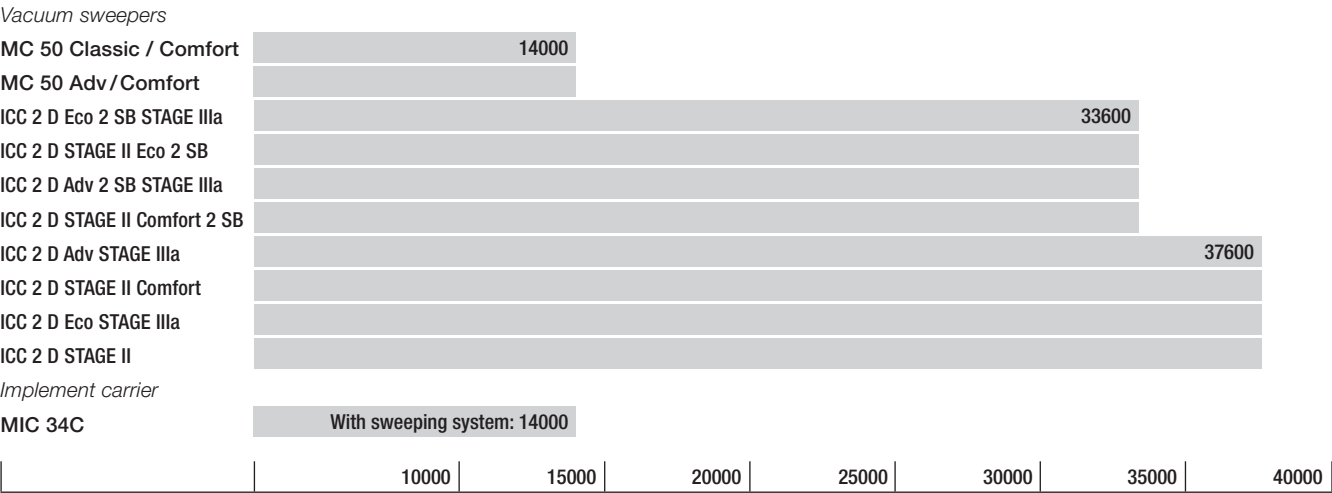
Sweeping



Wet cleaning

## Sweeper area performance.

The use of the following Kärcher vacuum sweepers is cost-effective when the area to be swept per hour is as indicated in their performance columns.





# IC 15/240 W. Entry-level class for municipal use.

The Kärcher IC 15/240 W walk-behind sweeper is ideal for cleaning small areas and difficult-to-reach places in industrial and municipal use. This machine, featuring a suction tube and suction hose, puts litter including PET bottles, even from difficult-to-reach areas, directly in a standard rubbish bin. This IC series entry-level model is ideal for efficient cleaning of hard or grassed surfaces.



## 1 One-hand operation via drawbar

- Easy machine handling and control via drawbar: one hand is always free.

## 2 Anywhere and everywhere

- The hydrostatic, maintenance-free traction drive (forwards/backwards) allows convenient operation, also on gradients, and simplifies transport from one location to another.

## 3 Global standard

- The IC 15/240 W is designed for the standard 240 litre refuse bin, available worldwide. This allows easy disposal with the greatest flexibility by simply replacing the rubbish bins.



# Technical Data and Equipment.

## IC 15/240 W

## IC 15/240 W Adv

- Forward and reverse hydraulic traction drive
- Suction tube including arm support

- Forward and reverse hydraulic traction drive
- Suction tube including arm support
- Features for municipal use (warning beacon, fine dust filter, kerb climbing aid)

### Technical data

Drive		4-stroke petrol engine/Honda	4-stroke petrol engine/Honda
Power	kW	4	4
Operating speed	km/h	6	6
Operating hours on one tankful	h	2.5	2.5
Container capacity	l	240	240
Load capacity	kg	70	70
Working width	mm	100	100
Hill climbing ability	%	15	15

### Equipment

Suction hose with suction tube	■	■
Operating hour meter	■	■
240-litre rubbish bin	■	■
Lockable storage compartment	■	■
Electric starter	■	■
Hinged bulk waste flap	■	■
Rotating warning beacon	□	■
Kerb climbing aid	–	■
Flat pleated polyester filter	□	■
Order No.	1.183-903.0	1.183-904.0

■ Included in delivery. □ Available accessories.

### Accessories

Product name	Order No.	Description
Blow tube with parison	2.850-831.0	For blow-sweeping leaves and light debris.
Fine dust filter (kit)	2.850-832.0	For dust-free working.
Holding device for rubbish bags	2.850-845.0	Easy refuse bag filling and removal.



# MC 50 Classic. Compact machine for any job.

Developed in dialogue with drivers of municipal sweepers, the MC 50 is the sweeper for all professionals. Being only 110-cm wide and less than two metres high, the MC 50 knows no bounds. The cab, with a 360° view, guarantees all-round vision and ensures safety. It is quick, easy to manoeuvre, robust and reliable.



## 1 Parallelogram-guided brush system

- Uniform sweeping results.
- Optimal cleaning results also with worn brushes.
- Optimal cleaning results also on uneven surfaces.
- Constant brush contact pressure.
- Front and side bumpers.

## 2 Automatic coarse dirt flap

- Automatic coarse dirt flap control for bulky items; assists the driver.

## 3 Removable suction tuber

- Straight suction channel minimises the risk of blockages.
- Quick and easy cleaning of suction tube and suction nozzle; ideal for blockages.

## 4 Articulated steering

- Small turning circle, extremely manoeuvrable.
- Very versatile and fast also on narrow paths, drives and roads.
- The rear part of the machine precisely follows the front part.
- No collision of rear wheels on kerbs in tight corners.



# Technical Data and Equipment.

## MC 50 Classic

## MC 50 Classic Comfort

- Hydraulic articulated steering
- Ideal for sweeping
- Highly efficient vacuum system

- Hydraulic articulated steering
- Ideal for sweeping
- Preparation for third side brush and comfort seat with fabric seat cover
- Highly efficient vacuum system

### Technical data

Drive		4-stroke diesel engine / Yanmar	4-stroke diesel engine / Yanmar
Power		14.6 kW / 20 HP	14.6 kW / 20 HP
Travel speed	km/h	20	20
Hill climbing ability	%	18	18
Turning circle	m	0.75	0.75
Quick-change capability		Waste container, brush system	Waste container, brush system, 3. side brush
Steering		Articulated steering	Articulated steering
Dimensions (L x W x H)	mm	2960 x 1090 x 1970	2960 x 1090 x 1970
Sweeping width variable	mm	1100-1400	1100-1400
Area performance	m²/h	14000	14000
Max. work. width with 3 <sup>rd</sup> side brush	mm	2000	2000
Container	l	500	500
Load capacity	kg	400	400
Max. waste container emptying height	m	1.45	1.45
Fresh water tank of non-corroding PE plastic	l	165	165
Operating hours on one tankful	h	13	13

### Equipment

Lighting for road use plus working light	■	■
Warning beacon	■	■
Side brush rotation reversal	■	■
Drive 4WD	■	■
Hydraulic container lift	■	■
Heater	■	■
Air conditioning	–	–
Preparation for third side brush and comfort seat with fabric seat cover	–	■
Extra comfort seat	–	■
Order No.	1.442-200.2	1.442-200.2

■ Included in delivery.

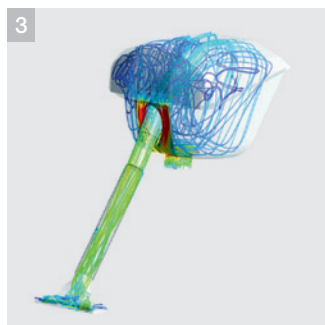
### Accessories

Product name	Order No.	Description
Speed limiter	2.851-296.7	Limits the speed between 10 km/h and max. 20 km/h.
Reversing light	2.851-100.7	Makes reversing safer.
Reversing camera	2.851-077.7	Includes LCD screen to make reversing safer.
Document pocket	2.851-309.7	For storing vehicle documents, instructions, etc.
Water dosing system	2.851-293.7	Water dosing system for side brushes, adjustable from the driver's seat.
Manual suction hose	2.851-072.7	For cleaning difficult-to-reach areas.
Third side brush	2.851-048.7	For sweeping on different levels or around obstacles – for MC 50 Classic only ex works in MC 50 Classic Comfort version.
Water circulation system	2.851-073.7	Resource-conserving, long periods of use, fine dust prevention.
Broom and shovel holder	2.851-078.7	For fixing the shovel and broom outside the cabin.
Dirt scraper	2.851-079.7	For cleaning the waste container.



# MC 50 Advanced. The compact machine for year-round use.

The MC 50 Advanced offers the same useful features as the MC 50 Classic and is suitable for year-round use. The quick changeover system enables attachments such as mower or snow blade and spreader to be changed within minutes.



## **1 Quick changeover concept for attachments without tools**

- Quick and easy attachment changeover by one person. The machine can be converted from a sweeper to a winter maintenance vehicle within minutes or used for grassed surfaces.

## **2 4WD all-wheel drive**

- For optimal grip and propulsion also on wet and slippery surfaces (e.g. in winter and on grassed surfaces).
- Optional: Snow chains for use in winter.

## **3 Variable power**

- This vacuum system is designed to reduce fuel and water consumption as well as exhaust emissions and operating noise.

## **4 Air conditioning**

- The MC 50 Advanced Comfort offers maximum working comfort in hot environments.

# Technical Data and Equipment.

## MC 50 Advanced

## MC 50 Advanced Comfort

- Prepared for year-round use
- Sweeping, mowing, winter maintenance
- Highly efficient vacuum system

- Prepared for year-round use
- Sweeping, mowing, winter maintenance
- Highly efficient vacuum system
- Air conditioning and comfort seat with fabric seat cover

### Technical data

Drive		4-stroke diesel engine / Yanmar	4-stroke diesel engine / Yanmar
Power		19.2 kW / 26 HP	19.2 kW / 26 HP
Travel speed	km/h	20	20
Hill climbing ability	%	25	25
Turning circle	m	0.75	0.75
Quick-change capability		Waste container, brush system, third side brush, mower and mulching mower, snow blade and salt spreader, further attachments	Waste container, brush system, third side brush, mower and mulching mower, snow blade and salt spreader, further attachments
Steering		Articulated steering	Articulated steering
Dimensions (L x W x H)	mm	2960 x 1090 x 1970	2960 x 1090 x 1970
Sweeping width variable	mm	1100–1400	1100–1400
Area performance	m <sup>2</sup> /h	14000	14000
Max. work. width with 3 <sup>rd</sup> side brush	mm	2000	2000
Container	l	500	500
Load capacity	kg	400	400
Max. waste container emptying height	m	1.45	1.45
Fresh water tank of non-corroding PE plastic	l	165	165
Operating hours on one tankful	h	13	13

### Equipment

Lighting for road use plus working light	■	■
Warning beacon	■	■
Side brush rotation reversal	■	■
Drive 4WD	■	■
All-season-use	■	■
Hydraulic container lift	■	■
Heater	■	■
Air conditioning	–	■
Preparation for third side brush and comfort seat with fabric seat cover	■	■
Extra comfort seat	–	■
Order No.	1.442-202.2	1.442-202.2

■ Included in delivery.

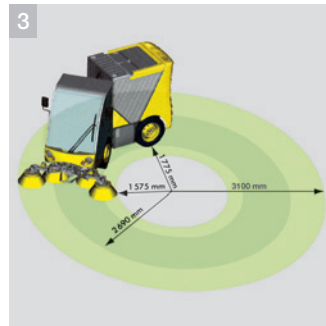
### Accessories

Product name	Order No.	Description
Front roller brush	2.851-115.0	For clearing light snow or sweeping leaves, grit or sand.
V plough 135 cm	2.851-112.0	Clearing width about 115 cm, ideal for difficult conditions.
Snow blade 140 cm	2.851-125.0	Clearing width about 130 cm, ideal for professional users.
Snow blade 125 cm	2.851-111.0	Clearing width about 110 cm, ideal for inexperienced users.
Plate spreader	2.851-113.0	For grit and salt, spreading width 150 – 500 cm.
Roller spreader	2.851-114.0	For grit and salt, spreading width 100 cm.
Manual loading platform	2.851-319.0	For transporting equipment, road salt, etc.
Hydraulic loading platform	2.851-343.0	Hydraulic loading platform.
High-pressure cleaners	2.851-116.7	For cleaning on the move and machine cleaning, up to 120 bar.
Rotary and mulching mower 125 cm	2.851-102.0	Hydraulic drive, electrically height adjustable.
Rotary and mulching mower 135 cm	2.851-103.0	Hydraulic drive, height adjustable, mowing and mulching.
Trolley for waste container	2.851-043.0	For changing and storing the container and broom.
Weed brush	2.851-311.7	Weed brush (required 2.851-311.7/-312.7/-313.7).



## ICC 2. For large areas in industrial and municipal use.

The high-performance ICC 2 is designed for cleaning very large areas – ideal for local authorities, contract cleaners, industry, fair and exhibition organisers, caretakers and car park operators. The ICC 2 is very easy to use and exceptionally efficient and robust.



### 1 Two-brush system

- Compact and manoeuvrable, suitable for all types of surfaces.

### 2 Four-brush system

- With larger than average sweeping width for excellent cleaning results.
- Can be adapted to suit different cleaning tasks – effortlessly sweeps kerbs.

### 3 Hydraulic 2 × 45° articulated steering (power steering), inner turning radius 1.77 m

- Extremely manoeuvrable.
- Easy to use.
- Rear part of the machine precisely follows the front part; no collision of rear wheels on kerbs in tight corners.

### 4 1.5 m<sup>2</sup> stainless steel waste container, 1,480 kg capacity

- Extra large, robust and non-corrosive container.

# Technical Data and Equipment.

ICC 2 D ADV STAGE IIIa ICC 2 D ECO STAGE IIIa		ICC 2 D STAGE II Comfort ICC 2 D STAGE II
<ul style="list-style-type: none"> <li>Hydraulic articulated steering</li> <li>Stainless steel waste container</li> <li>Patented four-brush system</li> </ul>		<ul style="list-style-type: none"> <li>Hydraulic articulated steering</li> <li>Stainless steel waste container</li> <li>Patented four-brush system</li> </ul>
<b>Technical data</b>		
Drive	4-stroke diesel engine / VM, Stage IIIa certified	
Power	58 kW / 79 HP	
Max. area performance	m²/h	37600
Sweeping width variable	mm	1500–2350
Waste container / capacity	kg	1480
Water tank	l	300
Hill climbing ability	%	25
Speed, driving/sweeping	km/h	40 / 16
Turning circle	m	3.1
Hydraulic container lift	m	1.55
Operating hours on one tankful	h	18
<b>Equipment</b>		
STAGE IIIa	■	–
Central lubrication	■   –	■   –
Foliage suction hose	■   –	■   –
Power steering	■	■
Air conditioning	■   –	■   –
Heater	■	■
Order No.	1.183-120.0   -121.0	1.183-116.0   -117.0

■ Included in delivery.

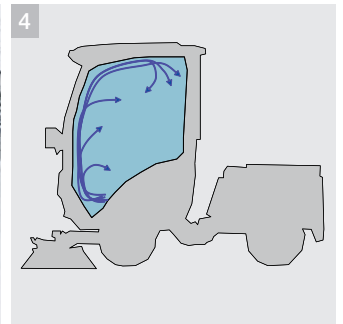

ICC 2 D STAGE II Comfort 2 SB ICC 2 D STAGE II Eco 2 SB		ICC 2 D ADV 2 SB STAGE IIIa ICC 2 D ECO 2 SB STAGE IIIa
<ul style="list-style-type: none"> <li>Hydraulic articulated steering</li> <li>Stainless steel waste container</li> <li>Standard water recycling system</li> <li>Water recirculating system standard</li> </ul>		<ul style="list-style-type: none"> <li>Hydraulic articulated steering</li> <li>Stainless steel waste container</li> </ul>
<b>Technical data</b>		
Drive	4-stroke diesel engine / VM, Stage II certified	
Power	58 kW / 79 HP	
Max. area performance	m²/h	33600
Sweeping width variable	mm	1500–2100
Waste container / capacity	kg	1480
Water tank	l	300
Hill climbing ability	%	25
Speed, driving/sweeping	km/h	40 / 16
Turning circle	m	3.1
Hydraulic container lift	m	1.55
Operating hours on one tankful	h	18
<b>Equipment</b>		
Euro 3 emissions standard	–	■
Central lubrication	■   –	■   –
Foliage suction hose	■   –	■   –
Power steering	■	■
Air conditioning	■   –	■   –
Heater	■	■
Order No.	1.183-118.0   -119.0	1.183-122.0   -123.0

■ Included in delivery.



# MIC 34C. The compact machine for year-round use – also for use in winter and on grassed surfaces.

The MIC 34C rounds off the Kärcher range of municipal implement carriers. The quick changeover system enables attachments to be changed quickly without tools. The 34 HP turbo diesel engine has power reserves at the ready.



## 1 Quick changeover concept without tools

- Quick changeover concept for attachments. Ready to use within minutes. Highly efficient and profitable.

## 2 4WD all-wheel drive

- For optimal grip and propulsion also on wet and slippery surfaces (e.g. use in winter and on grassed surfaces).

## 3 High power reserve

- 34 HP turbo engine for a wide range of applications.

## 4 Heating and air-conditioning system

- Heating and air-conditioning system are standard features on the MIC 34C.
- Maximum convenience in cold and hot environments.

# Technical Data and Equipment.

## MIC 34C

- Approved as an implement carrier
- 34 HP turbo diesel engine
- Turf tyres as standard

### Technical data

Drive		4-stroke diesel engine / Kubota
Power		25 kW / 34 HP
Travel speed	km/h	20
Hill climbing ability	%	25
Turning circle	m	0.75
Steering		Articulated steering
Dimensions (L x W x H)	mm	2300 x 1090 x 1970
Sweeping width variable	mm	1100–1400
Area performance	m <sup>2</sup> /h	14000
Total permissible weight	kg	1750
Operating hours on one tankful	h	13

### Equipment

Lighting for road use plus working light	■
Warning beacon	■
Drive 4WD	■
All-season-use	■
Heater	■
Air conditioning	■
Preparation for third side brush and comfort seat with fabric seat cover	■
Extra comfort seat	■
Order No.	1.442-210.2

■ Included in delivery.

### Accessories

Product name	Order No.	Description
Front roller brush	2.851-115.0	For clearing light snow or sweeping leaves, grit or sand.
V plough 135 cm	2.851-112.0	Clearing width about 115 cm, ideal for difficult conditions.
Snow blade 140 cm	2.851-125.0	Clearing width about 130 cm, ideal for professional users.
Snow blade 125 cm	2.851-111.0	Clearing width about 110 cm, ideal for inexperienced users.
Plate spreader	2.851-113.0	For grit and salt, spreading width 150 – 500 cm.
Roller spreader	2.851-114.0	For grit and salt, spreading width 100 cm.
Manual loading platform	2.851-319.0	For transporting, implements, road salt, etc.
Hydraulic loading platform	2.851-343.0	Hydraulic loading platform.
High-pressure cleaners	2.851-116.7	For cleaning on the move and machine cleaning, up to 120 bar.
Rotary and mulching mower 125 cm	2.851-102.0	Hydraulic drive, electrically height adjustable.
Rotary and mulching mower 135 cm	2.851-103.0	Hydraulic drive, height adjustable, mowing and mulching.
Trolley for waste container	2.851-043.0	For changing and storing the container and broom.
Weed brush	2.851-311.7	Weed brush (required 2.851-311.7/-312.7/-313.7).



# MIC 45. Always ready to use.

The MIC 45 is reliable, versatile, efficient and features an ergonomically designed driver's cab. Four wheel motors deliver high speeds.



## 1 Maximum power, compact size

- Efficient 45 HP turbo-diesel.
- Small turning circle: radius only 2.02 m.
- Compact size.

## 2 Large, ergonomic, noise protected cab.

- Comfortable working at a low noise level.
- Wide opening doors.
- Easy access.

## 3 Diverse attachments

- Versatile – for optimal efficiency.
- For grassed surfaces.
- For winter service.

## 4 Ergonomically arranged controls

- Centrally and clearly arranged.
- Joystick for ease of use.
- Extremely easy to use.
- Clear assignment of functions.

# Technical Data and Equipment.

MIC 45 Classic		MIC 45 Advanced
<ul style="list-style-type: none"> <li>■ Single-stage traction drive</li> <li>■ Forward and reverse hydraulic traction drive</li> <li>■ Four-wheel drive</li> <li>■ Hydraulic power steering</li> </ul>		<ul style="list-style-type: none"> <li>■ Two-stage traction drive</li> <li>■ Forward and reverse hydraulic traction drive</li> <li>■ Four-wheel drive</li> <li>■ Hydraulic power steering</li> </ul>
<b>Technical data</b>		
Drive	4-stroke turbo-diesel engine/Kubota	
Power	33 kW/45 HP	
Emissions standard	Stage IIIa	
Fuel tank	l	42
Travel speed	km/h	30
Operating speed	km/h	20
Service brake	hydrostatic	
Length	mm	2635
Width	mm	1292
Height	mm	1950
Weight	kg	1320
Total permissible weight	kg	2500
Turning circle	m	2.02
Hill climbing ability	%	30
Noise level (in cab)	dB (A)	74
<b>Equipment</b>		
Load damping	<input type="checkbox"/>	<input type="checkbox"/>
Working light	<input type="checkbox"/>	<input type="checkbox"/>
Rear view mirror	<input checked="" type="checkbox"/>	<input checked="" type="checkbox"/>
Warning beacon	<input checked="" type="checkbox"/>	<input checked="" type="checkbox"/>
Windscreen wiper	<input checked="" type="checkbox"/>	<input checked="" type="checkbox"/>
Heater	<input checked="" type="checkbox"/>	<input checked="" type="checkbox"/>
Air conditioning	<input type="checkbox"/>	<input type="checkbox"/>
Extra comfort seat	<input type="checkbox"/>	<input type="checkbox"/>
Adjustable steering column	<input checked="" type="checkbox"/>	<input checked="" type="checkbox"/>
Two-point safety belt	<input type="checkbox"/>	<input type="checkbox"/>
Radio	<input type="checkbox"/>	<input type="checkbox"/>
Trailer coupling with power supply connection	<input type="checkbox"/>	<input type="checkbox"/>
Order No.	1.442-010.0	1.442-011.0

■ Included in delivery.    □ Available accessories.



# MIC 84. For all cleaning jobs.

The versatile MIC 84 with 5 t permissible total weight and powerful 84 HP engine is suitable for year-round use. This machine offers high ride comfort, optimal ergonomics, a clear overview, ample space, low-noise operation and air conditioning.



## 1 Comfort features

- Optimal ride comfort, ample space, clear overview, heated, air-cushioned seat and low noise operation for comfortable working.

## 2 Central display

- All functions at a glance.
- Display of engine speed, driving speed, temperature, hydraulic oil, direction indicator, driving mode, fuel level.
- Central control of all machine functions via joystick.
- Features include programs for front-end loaders, snow blades, etc.

## 3 Variable power

- Powerful 84 HP turbo-diesel.
- Hydraulic system adjustable from 0 to 120 l/min.
- Preset programs for front-end loaders, snow blades, mowers, reel mowers and other attachments.

## 4 Versatile attachments for a wide range of uses.

- Suitable for use in summer and winter.
- Front-end loader with optional fork attachment.
- Mowers with different mowing widths.
- Snow throwers with different working widths.
- Semi-mounted spreader.

# Technical Data and Equipment.

## MIC 84

- Two-stage traction drive
- Hydraulic traction drive
- Four-wheel drive
- Automatic traction control

### Technical data

Drive		4-stroke turbo-diesel engine/Kubota
Power		61.7 kW/84 HP
Emissions standard		Stage IIIa
Fuel tank	l	78
Travel speed	km/h	40
Operating speed	km/h	20
Service brake		hydrostatic
Length	mm	3215
Width	mm	1590
Height	mm	2130
Weight	kg	2450
Total permissible weight	kg	5000
Turning circle	m	3.1
Hill climbing ability	%	40
Noise level (in cab)	dB (A)	74

### Equipment

Load damping	<input type="checkbox"/>
Working light	<input checked="" type="checkbox"/>
Rear view mirror	<input checked="" type="checkbox"/>
Warning beacon	<input type="checkbox"/>
Windscreen wiper	<input checked="" type="checkbox"/>
Heater	<input checked="" type="checkbox"/>
Air conditioning	<input checked="" type="checkbox"/>
Extra comfort seat	<input type="checkbox"/>
Adjustable steering column	<input checked="" type="checkbox"/>
Two-point safety belt	<input type="checkbox"/>
Radio	<input type="checkbox"/>
Trailer coupling with power supply connection	<input type="checkbox"/>
Order No.	1.442-012.0

■ Included in delivery.    □ Available accessories.



## Convenient and functional.

Kärcher municipal sweepers are designed for year-round use and can be fitted with functional attachments as required. Options include comfort features for drivers as well as active and passive safety: from radio with CD player, comfort seats, heated rear-view mirrors to reversing camera.







#### 1 Weed removal anywhere

Powerful hydraulics and a hydraulically adjustable, gimbal mounted brush head enable efficient weed and moss removal. Various brush types are available – from soft to very hard – for optimal results on any surface.

#### 2 Sweeper in a class of its own

With the highest suction power in its class, unique recirculation water system and either a second or third brush arm, the MC 50 is designed for effortless cleaning of large areas.

#### 3 Snow clearing made easy

The MIC 84 is lightweight and features continuously adjustable hydraulics from 0 to 120 l for effortless snow clearance. Chute direction and throwing range are hydraulically adjustable from the driver's cab.

#### 4 Mowing with container

This mower features three cutters with a cutting width of 1.90 m, a shredder fan and 1,500 litre container. Its container lift reaches a height of 1.90 m.

#### 5 Water spraying system

The MC 50, with a 500-litre water tank, can spray water vertically or horizontally up to 3 m via a 180° rotatable spray arm. The system has a spraying width of 1.5 m. The 0 to 25 bar adjustable high-performance pump is also suitable for brine.

#### 6 Spreading with versatility

The MIC 84 stainless steel semi-mounted spreader has a spreading width of 1.5 to 7.0 m, controlled spreading function and automatic start/stop feature. The spreading rate can be adjusted to suit all gritting materials.



**Please contact us for more information:****Head Office Germany**

Alfred Kärcher GmbH & Co. KG  
Alfred-Kärcher-Straße 28-40  
71364 Winnenden

Phone +49 7195-14-0  
Fax +49 7195-14-2212  
[www.kaercher.com](http://www.kaercher.com)

**North America**

Kärcher North America  
750 W. Hampden Avenue  
Suite 400  
Englewood, CO 80110  
U.S.A.

Phone +001 303-738-2400  
Fax +001 303-738-2818  
[www.karcherna.com](http://www.karcherna.com)

**United Kingdom**

Kärcher (UK) Ltd.  
Kärcher House  
Beaumont Road  
Banbury  
Oxon OX16 1TB

Phone +44 1295-752-100  
Fax +44 1295-752-103  
[www.karcher.co.uk](http://www.karcher.co.uk)

**Ireland**

Kärcher Ltd.  
C1 Centrepont Business Park  
Oak Road  
Dublin 12

Phone +353 1-409-7777  
Fax +353 1-409-7775  
[www.karcher.ie](http://www.karcher.ie)

**Regional Head Office  
Southeast Asia**

Karcher South East Asia  
Pte. Ltd.  
5 Toh Guan Road East,  
#01-00 Freight Links  
Express Distripark,  
Singapore 608831

Phone +65 68971811  
Fax +65 68971611  
[www.karcher.com.sg](http://www.karcher.com.sg)

**Hong Kong**

Kärcher Ltd.  
Unit 10, 17/F, APEC Plaza  
49 Hoi Yuen Rd.,  
Kwun Tong, KLN

Phone +852 2-357-5863  
Fax +852 2-357-5632  
[www.karcher.com.hk](http://www.karcher.com.hk)

**Australia**

Kärcher Pty. Ltd.  
40 Koornang Road  
Scoresby VIC 3179  
Melbourne, Victoria

Phone +61 3-9765-2300  
Fax +61 3-9765-2399  
[www.karcher.com.au](http://www.karcher.com.au)

**New Zealand**

Karcher Ltd.  
12 Ron Driver Place  
East Tamaki  
Auckland

Phone +64 9-274-4603  
Fax +64 9-274-5609  
[www.karcher.co.nz](http://www.karcher.co.nz)

**South Africa**

Kärcher Pty. Ltd.  
144 Kuschke Street  
Meadowdale  
Edenvale  
1614  
South Africa

Phone +27 11-574-5360  
Fax +27 11-454-4682  
[www.karcher.co.za](http://www.karcher.co.za)

**United Arab Emirates**

Karcher FZE  
P.O. Box 17416  
Plot No S-10104, South Zone  
Jebel Ali Free Zone, Dubai

Phone +971 4-886-1177  
Fax +971 4-886-1575  
[www.kaercher.com](http://www.kaercher.com)