


KÄRCHER

makes a difference



INDUSTRIAL VACUUM SYSTEMS

RANGE OF ACCESSORIES Valid from 01.01.2017
COMPETENCE CENTRE INDUSTRIAL VACUUMING

**MADE AND
MANUFACTURED
IN GERMANY**



DEAR CUSTOMER,

This catalogue provides you with an essential selection of the most commonly used accessories.

WITHIN THE PRODUCT GROUPS...



**IVR/RI - INDUSTRIAL
VACUUMS**



RA - VACUUM SYSTEMS



RE - DUST REMOVERS

...we keep an extensive and application-specific range of accessories at the ready for you.

Please do not hesitate to contact us - our application and project engineers are available for a consultation at any time.

With the Competence Centre for Industrial Vacuuming, you have a partner who provides you with everything from a single source: consultation, project planning, product manufacturing, installation, customer service and maintenance.

Hoses Technical data

1		VR connection hose, type EVA Light hose in EVA material, very flexible, electrically conductive
		For use with Dust and fine, light waste
		Diameter DN 40, DN 50
		Bending radii 40 mm, 50 mm
		Temperature range -25 °C - + 65 °C
		Colour black
2		Type A / PVC suction hose Lightweight PVC hose with textile reinforcement and wire coil, electrically conductive
		For use with Dust and fine, light waste
		Diameter DN 40, DN 50, DN 70
		Bending radii 40 mm, 50 mm, 80 mm
		Temperature range 0 °C - + 85 °C
		Colour black
		additional sizes on request
3		Type B suction hose Flexible steel hose with PU sheathing, electrically conductive
		For use with Steel swarf, granulate, liquids
		Diameter DN 40
		Bending radii 160 mm
		Temperature range -20 °C - +110 °C
		Colour black
4		Type C / C-V2A suction hose (stainless steel hose) Flexible steel hose with Perbunan-C sheathing, electrically conductive
		For use with Steel swarf, granulate, liquids
		Diameter DN 50, DN 70
		Bending radii 180 mm, 360 mm
		Temperature range -20 °C - +110 °C
		Colour black
5		Type D / PU suction hose PU hose with concealed wire coil, smooth interior, extremely abrasion-resistant, oil and weather-resistant, and electrically conductive
		For use with Oil, solvents, tri, fine swarf, liquids
		Diameter DN 40, DN 50, DN 70
		Bending radii 50 mm, 70 mm, 100 mm
		Temperature range -20 °C - + 80 °C
		Colour translucent
		additional sizes on request
6		Type E suction hose Rubber hose with concealed wire coil, smooth interior, highly abrasion-resistant, oil-resistant, electrically conductive
		For use with Liquids, granulate, dust, fine metal shavings
		Diameter DN 50, DN 70
		Bending radii 70 mm, 100 mm
		Temperature range -20 °C - + 80 °C
		Colour black
7		Type F as suction hose PU hose with concealed wire coil, smooth interior, electrically conductive 10 ⁹ ohms, suitable for explosion-hazard Zone 1
		For use with Dust
		Diameter DN 40, DN 50
		Bending radii 50 mm
		Temperature range -10 °C - + 60 °C
		Colour black
8		Type G / ME-PU suction hose Flexible steel hose, PU-sheathed, electrically conductive, microbe-resistant, hydrolysis-resistant
		For use with Steel swarf, granulate, liquids
		Diameter DN 50
		Bending radii 180 mm
		Temperature range -20 °C - +110 °C
		Colour black

Replacement hoses DN 40 | DN 50 | DN 70

9



Type A replacement hoses

- without tap adaptors
- max. 15 m

		Part No. old	Part No.
DN 40	3 m	160 0130	9.981-407.0
	5 m	160 0131	9.981-408.0
	Available by the metre	060 0192	9.980-645.0
DN 50	3 m	160 0118	9.981-402.0
	5 m	160 0119	9.981-403.0
	Available by the metre	060 0193	9.980-646.0
DN 70	3 m	160 0440	9.981-415.0
	5 m	160 0441	9.981-416.0
	Available by the metre	060 0319	9.980-677.0

Type B replacement hoses

- without tap adaptors
- max. 25 m

DN 40	3 m	160 0133	9.981-409.0
	5 m	160 0134	9.981-410.0
	Available by the metre	0600194	9.980-647.0

Type C replacement hoses

- without tap adaptors

DN 50	3 m	160 0109	9.981-397.0
	3 m Type „CV2A“	160 0109-B1	9.983-096.0
	5 m	160 0110	9.981-398.0
DN 70	3 m	160 0124	9.981-404.0
	5 m	160 0125	9.981-405.0

Type D replacement hoses

- without tap adaptors
- max. 15 m

DN 40	3 m	060 0383	9.980-708.0
	5 m	060 0384	9.980-709.0
	Available by the metre light	060 0320	9.980-678.0
DN 50	3 m	060 0321	9.980-679.0
	3 m	160 0112	9.981-399.0
	5 m	160 0113	9.981-400.0
	Available by the metre light	060 0198	9.980-649.0
	light	060 0322	9.980-680.0
	DN 70	3 m	160 0260
	5 m	160 0261	9.981-413.0
	Available by the metre light	060 0199	9.980-650.0
	light	060 0323	9.980-681.0

Type E replacement hoses

- without tap adaptors

DN 50	3 m	160 0474	9.981-417.0
	5 m	160 0258	9.981-411.0
DN 70	5 m	160 0128	9.981-406.0

Type F as replacement hoses

- without tap adaptors
- max. 15 m

DN 40	Available by the metre	060 0467	9.980-720.0
DN 50	3 m	060 0454	9.980-718.0
	5 m	060 0455	9.980-719.0
	Available by the metre	060 0468	9.980-721.0

Type G replacement hoses

- without tap adaptors
- max. 25 m

DN 50	3 m	060 0281	9.980-665.0
	5 m	060 0282	9.980-666.0
	Available by the metre	060 0365	9.980-707.0

Ready-made hoses DN 40 | DN 50 | DN 70

10



VR connection hose, type EVA

- with inner and outer connection taper

Type A / PVC extension hoses

- with inner and outer connection taper

Type B extension hoses

- with inner and outer connection taper

Type C extension hoses

- with inner and outer connection taper

Type D / PU extension hoses

- with inner and outer connection taper

Type E extension hoses




- with inner and outer connection taper

Type G / ME-PU extension hoses

- with inner and outer connection taper















			Part No. old	Part No.	
VR connection hose, type EVA	DN 40	3 m		9.988-419.0	
		5 m		9.988-420.0	
	DN 50	3 m		9.988-421.0	
		5 m		9.988-422.0	
	Type A / PVC extension hoses	DN 40	3 m	260 0458	6.907-310.0
			5 m	260 0459	6.907-311.0
		DN 50	3 m	260 0414	6.907-312.0
			5 m	260 0415	6.907-313.0
		DN 70	3 m	260 0438	9.981-840.0
			5 m	260 0439	9.981-841.0
	Type B extension hoses	DN 40	3 m	260 0460	9.981-846.0
			5 m	260 0461	9.981-847.0
Type C extension hoses	DN 50	3 m	260 0177	9.981-800.0	
		5 m	260 0178	9.981-801.0	
	DN 70	3 m	260 0186	9.981-802.0	
		5 m	260 0187	9.981-803.0	
Type D / PU extension hoses	DN 40	3 m	260 0462	6.907-314.0	
		5 m	260 0463	6.907-315.0	
	DN 50	3 m	260 0416	6.907-316.0	
		5 m	260 0417	6.907-317.0	
	DN 70	3 m	260 0269	9.981-811.0	
		5 m	260 0270	9.981-812.0	
Type E extension hoses	DN 50	3 m	260 0478	9.981-853.0	
		5 m	260 0419	9.981-828.0	
	DN 70	5 m	260 0190	9.981-804.0	
Type G / ME-PU extension hoses	DN 40	3 m	260 1048	6.907-318.0	
		5 m	260 1049	6.907-319.0	
	DN 50	3 m	260 0420	6.907-320.0	
		5 m	260 0421	6.907-321.0	

Ready-made hoses DN 40 | DN 50 | DN 70












			Part No. old	Part No.				
11		EVA suction hose unit ● with 115° connecting elbow and 45° handle	DN 40 3 m		9.988-412.0			
			5 m		9.988-413.0			
			DN 50 3 m		9.988-414.0			
			5 m		9.988-415.0			
			12		Type A suction hose unit ● with 115° connecting elbow and 45° handle	DN 40 3 m	260 0484	9.981-856.0
						5 m	260 0485	9.981-857.0
DN 50 3 m	260 0398	9.981-815.0						
5 m	260 0399	9.981-816.0						
Type B suction hose unit ● with 115° connecting elbow and 45° handle	DN 40 3 m	260 0488			9.981-860.0			
	5 m	260 0489			9.981-861.0			
	Type C suction hose unit ● with 115° connecting elbow and 45° handle	DN 50 3 m			260 0107	9.981-796.0		
	3mType(CV2A)	260 0107-B1			9.983-113.0			
*) for B1 and explosion-hazard area	5 m	260 0154			9.981-798.0			
	DN 70 3 m	260 0494			9.981-865.0			
	5 m	260 0495			9.981-866.0			
	Type D suction hose unit ● with 115° connecting elbow and 45° handle	DN 40 3 m			260 0486	9.981-858.0		
● with 115° connecting elbow and 45° handle	5 m	260 0487	9.981-859.0					
	DN 50 3 m	260 0400	9.981-817.0					
	5 m	260 0401	9.981-818.0					
	DN 70 3 m	260 0496	9.981-867.0					
5 m	260 0497	9.981-868.0						
	Type F as suction hose unit ● with 115° connecting elbow and 45° handle	DN 50 3 m	260 0456	9.981-842.0				
	5 m	260 0457	9.981-843.0					
	Type G suction hose unit ● with 115° connecting elbow and 45° handle	DN 50 3 m	260 0404	9.981-820.0				
13		Type A suction hoses ● for pipeline connection, with inner connection taper and 45° handle	DN 40 3 m	260 0511	9.981-873.0			
			5 m	260 0512	9.981-874.0			
			DN 50 3 m	260 0422	9.981-831.0			
			5 m	260 0423	9.981-832.0			
			DN 70 3 m	260 0513	9.981-875.0			
			5 m	260 0514	9.981-876.0			
		Type D suction hoses ● for pipeline connection, with inner connection taper and 45° handle	DN 40 3 m	260 0515	9.981-877.0			
			5 m	260 0516	9.981-878.0			
			DN 50 3 m	260 0424	9.981-833.0			
			5 m	260 0425	9.981-834.0			
			DN 70 3 m	260 0517	9.981-879.0			
			5 m	260 0518	9.981-880.0			
		Type E suction hoses ● for pipeline connection, with inner connection taper and 45° handle	DN 50 3 m	260 0426	9.981-835.0			
			5 m	260 0427	9.981-836.0			
			DN 70 5 m	260 0519	9.981-881.0			
		Type G suction hoses ● for pipeline connection, with inner connection taper and 45° handle	DN 50 3 m	260 0428	9.981-837.0			
			5 m	260 0429	9.981-838.0			

» Suction hose unit is to be used as RI/RA/RE connection hose.











Range of nozzles DN 40 | DN 50 | DN 70

				Part No. old	Part No.	
14		Crevic nozzle PP ● Slot width 47 mm	DN 40		9.988-116.0	
			DN 50		9.988-117.0	
15		Flexible nozzle	PU	DN 40	161 0115	6.902-197.0
			PU	DN 50	161 0116	6.902-196.0
			PU	DN 70	161 0117	6.902-198.0
			Silicone	DN 40		9.988-403.0
16		Oblique aluminium nozzle, anodised	DN 40	061 0113	9.980-748.0	
			DN 50	061 0114	9.980-749.0	
17		Crevic nozzle, sheet steel	Slot width 17 mm, zinc-coated	DN 50	161 0464	9.981-442.0
			Slot width 25 mm, zinc-coated	DN 50	161 0837	9.981-465.0
			Slot width 30 mm, zinc-coated	DN 70	161 0477	9.981-444.0
			Stainless steel	DN 40		9.988-123.0
18		Surface nozzle, cast aluminium ● Nozzle width 150 mm	DN 40	161 0111	6.902-188.0	
			DN 50	161 0112	6.902-187.0	
19		Wilde nozzle silicone ● Connection stainless steel, food-grade	DN 40		9.988-118.0	
			DN 50		9.988-119.0	
20		Wilde nozzle silicone flexible ● Connection plastics and stainless steel, food-grade	DN 40		9.988-401.0	
			DN 50		9.988-402.0	
21		Bypass nozzle ● Total length 1,000 mm	DN 50	161 0130	9.981-427.0	
22		Elongated groove nozzle ● Slot width 13 mm	DN 40	161 0125	6.902-195.0	
			DN 50	161 0126	6.902-194.0	
23		Crevic nozzle ● Plastic, flexible	DN 40	161 1129	9.981-483.0	
			DN 50	161 1127	9.981-482.0	
24		Flexible nozzle ● with rubber tip	DN 40	161 0118	9.981-420.0	
			DN 50	161 0119	9.981-421.0	
			DN 70	161 0120	9.981-422.0	
25		Flexible crevice nozzle, 10 mm ● zinc-coated	Slot width 13 mm	DN 40	161 0121	6.902-190.0
			Slot width 13 mm	DN 50	161 0123	9.981-424.0
			Slot width 20mm	DN 40	161 0122	9.981-423.0
			Slot width 20mm	DN 50	161 0124	9.981-425.0
26		Flexible angled nozzle, 800 mm ● Length 800 mm	DN 40	161 0132	9.981-429.0	
			DN 50	161 0134	9.981-430.0	
27		Elongated round nozzle ● Rubber, black ● Length 315 mm ● Suction diameter of 10 - 30 mm can be achieved by cross-cutting	DN 40	161 0465	6.902-200.0	
			DN 50	161 0466	6.902-199.0	











Range of nozzles DN 40 | DN 50 | DN 70

				Part No. old	Part No.	
28		Brush nozzle, 120 mm	DN 40	161 0457	6.902-204.0	
29		Replacement brush strip for brush nozzle		061 0334	9.980-755.0	
30		Round brush <ul style="list-style-type: none"> ● Connection angled at 45° ● Plastic brush, angled slightly outwards, 2 rows 	DN 40	261 0201	6.902-193.0	
			DN 50	261 0139	6.902-192.0	
31		Flat brush nozzle	DN 40	161 0135	9.981-431.0	
			DN 50	161 0136	9.981-432.0	
32		Pipe suction brush <ul style="list-style-type: none"> ● for pipe diameters up to 100 mm ● for pipe diameters up to 200 mm 	DN 40	161 0141	9.981-433.0	
			DN 40	161 0142	6.902-207.0	
33		Extension tube <ul style="list-style-type: none"> ● suitable for all nozzles and floor nozzles 	750 mm	DN 40	261 0456	6.902-182.0
			850 mm	DN 50	261 0150	6.902-181.0
			750 mm	DN 70	261 0151	9.981-910.0
			750 mm, stainless steel	DN 50		9.988-115.0
34		Floor nozzle suction width 200 mm	DN 50	161 0128	9.981-426.0	
35		Squeegee <ul style="list-style-type: none"> ● with plastic strip for floor nozzle, 200 mm (2 squeegees are required for the floor nozzle) 		261 0434	9.981-923.0	
36		Multi-purpose floor nozzle, 370 mm <ul style="list-style-type: none"> ● with hinge and height-adjustable rollers 	DN 40	261 0106	6.902-185.0	
			DN 50	261 0108	6.902-184.0	
			Stainless steel	DN 50		9.988-115.0
37		Multi-purpose floor nozzle 500 mm <ul style="list-style-type: none"> ● with hinge and height-adjustable rollers 	DN 50	261 0109	6.902-186.0	
38		Squeegee set, oil-resistant	with profile strip for floor nozzle, 370 mm	261 0181	9.981-914.0	
			with profile strip for floor nozzle, 500 mm	261 0182	9.981-915.0	









Range of nozzles DN 40 | DN 50 | DN 70

			Part No. old	Part No.	
39		Brush strip set	with profile strip for floor nozzle, 370 mm	061 0422	9.980-765.0
			with profile strip for floor nozzle, 500 mm	061 0420	9.980-764.0
40		Vacuum brush Suction width 300 mm <ul style="list-style-type: none">● Connection angled at 45°● with horsehair bristles	DN 40	261 0152	9.981-911.0
			DN 50	261 0153	9.981-912.0
41		Floor nozzle attachment kit with 800 mm suction width <ul style="list-style-type: none">● with 2 DN 50 suction outlets● DN 70 distributor with height-adjustable floor nozzle for unit type RI 131		261 0603	9.981-933.0
42		Floor nozzle attachment kit with 800 mm suction width <ul style="list-style-type: none">● with 2 DN 50 suction outlets● DN 70 distributor with height-adjustable floor nozzle for unit type RI 331		261 0154	9.981-913.0
43		Suction and air nozzle <ul style="list-style-type: none">● simultaneous blowing out and suctioning, e.g. of blind holes	DN 40	261 0468	9.981-928.0
44		Reducer DN 50 to DN 40		261 0146	6.902-179.0
45		Suction and air nozzle <ul style="list-style-type: none">● angled version	DN 40	261 0461	9.981-926.0
46		Suction and air nozzle <ul style="list-style-type: none">● straight version	DN 40	261 0462	9.981-927.0
47		Suction and air nozzle <ul style="list-style-type: none">● 90° angled version, for simultaneous suctioning and blowing out of deep holes● Lance stroke 200 mm	DN 40	261 0564	9.981-932.0
48		Nozzle holder without sensor <ul style="list-style-type: none">● for wall mounting	for the following nozzles	163 0232	9.981-520.0









Range of accessories

			Part No. old	Part No.
49		Nozzle holder with sensor ● for wall mounting	for the following nozzles 263 0319	9.982-111.0
50		Flexible nozzle ● for nozzle holder	DN 40 161 0641 DN 50 161 0642	9.981-454.0 9.981-455.0
51		Brush nozzle ● for nozzle holder	DN 40 161 0218	9.981-436.0
52		Plastic baffle plate ● suitable...	for container with 517 mm system diameter 070 1021 for RI 030 container with 420 mm system diameter 070 1024	9.980-857.0 9.984-119.0
53		Stainless steel filter plate ● made of 1.5 mm perforated sheet metal with spacer	170 0169	9.981-528.0
54		Swarf basket made of 1.5 mm perforated sheet metal ● 100% stainless steel	40 l capacity, with handles, for containers with 517 mm system diameter 070 0167 20 l capacity, for 420 mm system diameter 070 0183	9.980-849.0 9.980-852.0
55		Fine fleece ● Filter bag with clamping ring for 40 l filter basket ● Material: polyester	135 0291	9.981-048.0
56		Float insert for standard container ● overfill protection with float balls ● central suction ● only for AC drive of unit types RI 80/100/300, 100% stainless steel	270 0178	9.982-117.0
			for RI 030 270 1001	9.982-118.0
57		Surface filter, filter category L ● according to EN 60335-2-69, Appendix AA	035 0106	9.980-179.0
		Surface filter, filter category L as ● antistatic ● according to EN 60335-2-69, Appendix AA	035 0107	9.980-180.0
		Surface filter, filter category L ● for RI 030 according to EN 60335-2-69, Appendix AA	035 0300	9.980-225.0
58		Electric overfill protection ● as a retrofit kit with support for control and float switch	AC 063 0180 Three-phase current 263 0222	9.980-822.0 9.982-094.0











Range of accessories

			Part No. old	Part No.
59		Standpipe ● for drum pump	in standard steel for drum pump, to be welded into waste container	063 0104 9.980-802.0
			in stainless steel for drum pump, to be welded into V2A waste container	063 0143 9.980-814.0
60		Drum pump with standpipe on waste container ● Hose, 1", quick coupling		263 0211 9.982-091.0
			Drum pump with pump tubing set ● Hose, 1", quick coupling	240 1031 9.988-296.0
61		DN 50 drum-filling fitting ● with inner and outer taper		263 0111 9.982-081.0
62		Pre-separator cover for 570 mm Ø container ● with inner and outer taper	DN 50	232 0108 9.981-663.0
			DN 70	232 0110 9.981-665.0
			with float for overfill protection DN 50	232 0109 9.981-664.0
			DN 70	232 0111 9.981-666.0
63		Pre-separator cover for 200 l standard drum ● with inner and outer taper	DN 50	232 0104 9.981-659.0
			DN 70	232 0106 9.981-661.0
			with float for overfill protection DN 50	232 0105 9.981-660.0
			DN 70	232 0107 9.981-662.0
64		200 l standard drum, painted ● Inner diameter 570 mm ● Height 870 mm	010 0229	9.980-027.0
65		Pre-separator, 125 l ● with cover ● with or without float ball for overfill protection ● filling level indicator drainage hose ● mobile and tiltable ● forklift transport ● for liquids and swarf	blue version DN 50	332 0225 9.982-235.0
			anthracite and float ball DN 50	332 1035 9.986-372.0
66		Pre-separator, 110 l ● with cover ● crane eyelets ● mobile ● forklift transport ● emptying via flap ● for bulk materials, sand, grey cast iron, etc.	DN 70	332 0236 9.982-238.0

Range of accessories

			Part No. old	Part No.	
67		Cyclone pre-separator with 517 mm Ø container, 100 l	for approx. 210 m³/h DN 200	332 1011	9.982-250.0
			for approx. 490 m³/h DN 300	332 1008	9.982-248.0
			for approx. 900 m³/h DN 400	332 1000	9.982-247.0
			for approx. 1,500 m³/h DN 500	332 1010	9.982-249.0
			for approx. 2,800 m³/h DN 600	332 1012	9.982-251.0
			for approx. 3,500 m³/h DN 700	332 1013	9.982-252.0
68		Crane bracket with karabiner hooks <ul style="list-style-type: none"> for all waste containers and chassis with crane bracket maximum load 400 kg 	063 0273	9.980-832.0	
69		Cable drum (AC) <ul style="list-style-type: none"> heavy-duty version for industrial vacuums with 25 m VDE cord, slip ring, plug and power outlet 	263 0110	9.982-080.0	
70		Remote control IVS 100/55 and IVS 100/75 <ul style="list-style-type: none"> battery-less can be retrofitted at any time for control from up to 30m distance 		6.907-612.0	
71		Slide closure, manually operated <ul style="list-style-type: none"> both sides for pipe connection... 	... ø 60 mm DN 50	262 0105	9.981-996.0
			... ø 75 mm DN 70	262 0102	9.981-993.0
72		Slide closure, manually operated, with limit switch <ul style="list-style-type: none"> both sides for pipe connection... 	... ø 60 mm DN 50	2621064	9.982-049.0
			... ø 75 mm DN 70	262 0103	9.981-994.0
73		Slide closure, electropneumatically activated <ul style="list-style-type: none"> both sides for pipe connection... 	... ø 60 mm DN 50	262 0107	9.981-998.0
			... ø 75 mm DN 70	262 0104	9.981-995.0
74		Double valve (tube switch), manually operated <ul style="list-style-type: none"> with 80 mm Ø pipe coupling for connection to vacuum cleaners with 80 mm Ø lateral suction nozzles 2 x Ø 80 mm with reduction sleeve to DN 50 	362 0306	9.982-375.0	










Connections, tapers, reducers

			Part No. old	Part No.
75		Double valve, electro-pneumatically activated ● 2 x Ø 60 mm to Ø 60 mm	262 0175	9.982-001.0
76		Double valve, electro-pneumatically activated ● 2 x Ø 80 mm to Ø 80 mm	262 0178-02	9.983-138.0
77		ISO 1 directional control valve ● and customised pneumatic parts, additional charge	092 0064	9.980-882.0
78		45° handle ● with hose connection thread and inner taper	with hose connection thread and inner taper DN 40	149 0148 9.981-327.0
			DN 50	049 0099 9.980-534.0
			with hinge DN 50	149 0130 9.981-320.0
		45° handle, without hooks ● with screw connection and inner taper	DN 40	249 1003 6.902-202.0
			DN 50	249 1002 6.902-201.0
			DN 70	249 1001 6.902-203.0
			Stainless steel DN 50	9.988-111.0
79		Hose connection piece	with inner taper DN 40	148 0444 9.981-141.0
			DN 50	048 0358 9.980-471.0
			DN 70	148 0446 9.981-143.0
		with inner taper and hook	DN 40	148 1211 9.981-260.0
			DN 50	148 1212 9.981-261.0
			DN 70	148 0448 9.981-145.0
80		Hose connection piece ● with outer taper	DN 40	148 0445 9.981-142.0
			DN 50	048 0359 9.980-472.0
			DN 70	148 0447 9.981-144.0
81		Reducer ● Outer taper / inner taper	DN 50/40	261 0146 6.902-179.0
			DN 70/50	261 0144 6.902-180.0
82		Reducer ● Outer taper / inner taper	DN 50/40	261 0629 9.981-936.0
			DN 70/50	261 0299 9.981-921.0
83		Reducer ● DN 70/50 outer taper to DN 50/40 hose connection	DN 50/40	261 0483 9.981-931.0
			DN 70/50	261 0484 6.902-177.0
84		Cylindrical adaptor ● outer taper to cylindrical	DN 50/Ø 58 mm	049 0097 9.980-532.0
			DN 70/Ø 60 mm	049 0161 9.980-541.0






Connections, tapers, reducers

			Part No. old	Part No.
85		Mounting kit for hose connection <ul style="list-style-type: none"> consisting of: 2 hose collars 2 hose clamps 	DN 40	205 0049 9.981-563.0
			DN 50	205 0039 9.981-561.0
			DN 70	205 0048 9.981-562.0
86		Shrinking hose connector <ul style="list-style-type: none"> 120 mm long, with adhesive 	DN 40	060 0393 9.980-710.0
			DN 50	060 0318 9.980-676.0
			DN 70	060 0326 9.980-683.0
87		Reduction sleeve <ul style="list-style-type: none"> for connecting suction hoses DN 50 to vacuum cleaners with 80 mm Ø lateral suction nozzles 	DN 70/50	048 0276 9.980-470.0
88		115° connecting elbow <ul style="list-style-type: none"> with hose connection thread and fork for hose suspension, axially rotatable 	DN 40	049 0149 9.980-540.0
			DN 50	049 0098 9.980-533.0
89		90° connecting elbow <ul style="list-style-type: none"> with inner taper, suitable for extension hose, axially rotatable 	DN 70	149 0040 9.981-313.0
90		90° splitter elbow joint <ul style="list-style-type: none"> DN 70 to 2 x DN 50 inner taper 	DN 70	149 0102 9.981-315.0
91		60° Y-branch tube <ul style="list-style-type: none"> DN 70 outer taper to 2 x DN 50 inner taper DN 50 outer taper to 2 x DN 40 inner taper 	DN 70/50	148 0467 6.902-206.0
			DN 50/40	148 0468 9.981-149.0
92		90° pipe bend <ul style="list-style-type: none"> DN 70 outer taper DN 50 inner taper 	DN 70/50	149 0105 9.981-317.0
93		Straight tap adaptor <ul style="list-style-type: none"> 360° rotatable, with inner taper 	DN 50	149 0146 9.981-325.0
			DN 70	149 0147 9.981-326.0

Bags, containers, filters, suction arms

			Part No. old	Part No.	
94		Round-bottomed bag made of PE - 30 l	063 1021	9.980-838.0	
		<ul style="list-style-type: none"> ● for 30 l waste container ● system diameter 420 mm 			
95		Downholder	025 1071	9.975-398.0	
		<ul style="list-style-type: none"> ● for 30 l ● system diameter 420 mm 			
96		Round-bottomed bag made of PE - 50 l	163 1021	9.977-885.0	
		<ul style="list-style-type: none"> ● for 50 l waste container 			
97		Downholder	025 0208	9.980-140.0	
		<ul style="list-style-type: none"> ● for 50 l 			
98		Round-bottomed bag made of PE - 100 l	063 0107	9.979-512.0	
		<ul style="list-style-type: none"> ● for 100 l waste container 			
99		Downholder	025 0209	9.980-141.0	
		<ul style="list-style-type: none"> ● for 100 l 			
100		Dust/swarf bag for RE 120	063 0253	9.980-828.0	
		<ul style="list-style-type: none"> ● pack of 10 			
		Dust bag PE 100l		6.907-609.0	
		<ul style="list-style-type: none"> ● for IVS 100 container ● with integrated pressure compensation ● 5 pieces in a set 			
101		Suction arm	DN 70	261 0296	9.981-920.0
		<ul style="list-style-type: none"> ● approx. 2.5 m total length ● 150 mm Ø suction head 	DN 100	261 0296-01	9.983-121.0



Pipeline systems

			Part No. old	Part No.	
102		Precision steel pipe, painted (price per metre)	Ø 42.4 x 2 mm	048 0134	9.980-451.0
			Ø 60 x 2 mm	048 0135	9.980-452.0
			Ø 75 x 2 mm	048 0136	9.980-453.0
			Ø 100 x 2 mm	048 0138	9.980-455.0
103		St-52 pipe bend, painted ● hardened by liquid nitriding	30° Ø 42.4 x 2.6 mm	149 1160	9.981-367.0
			Ø 60.3 x 3.6 mm	049 0187	9.980-545.0
			Ø 76.1 x 3.6 mm	049 0188	9.980-546.0
			Ø 101.6 x 4 mm	049 0189	9.980-547.0
			45° Ø 42.4 x 2.6 mm	149 0134	9.981-322.0
			Ø 60.3 x 3.6 mm	049 0190	9.980-548.0
			Ø 76.1 x 3.6 mm	049 0191	9.980-549.0
			Ø 101.6 x 4 mm	049 0192	9.980-550.0
			60° Ø 42.4 x 2.6 mm	149 0178	9.981-338.0
			Ø 60.3 x 3.6 mm	049 0193	9.980-551.0
			Ø 76.1 x 3.6 mm	049 0194	9.980-552.0
			Ø 101.6 x 4 mm	049 0195	9.980-553.0
			90° Ø 42.4 x 2.6 mm	149 1163	9.985-373.0
			Ø 60.3 x 3.6 mm	049 0196	9.980-554.0
			Ø 76.1 x 3.6 mm	049 0197	9.980-555.0
			Ø 101.6 x 4 mm	049 0198	9.980-556.0
104		30° pipe branch, version A, painted (all 3 connections have the same diameter)	Ø 42.4/42.4/42.4 mm	148 1210	9.981-259.0
			Ø 60/60/60 mm	148 0146	9.981-122.0
			Ø 75/75/75 mm	148 0151	9.981-125.0
			Ø 100/100/100 mm	148 0158	9.981-128.0
			Ø 120/120/120 mm	148 0160	9.981-130.0
105		30° pipe branch, version B, painted (branch has a smaller diameter)	Ø 60/60/42.4 mm	148 1209	9.981-258.0
			Ø 75/75/60 mm	148 0147	9.981-123.0
			Ø 100/100/75 mm	148 0153	9.981-126.0
			Ø 100/100/60 mm	148 0149	9.981-124.0
			Ø 120/120/100 mm	148 0159	9.981-129.0
			Ø 120/120/75 mm	148 0154	9.981-127.0
106		60° Y-branch tube	Ø 60/42.4/42.4 mm	148 0161	9.981-131.0
			Ø 75/60/60 mm	148 0162	9.981-132.0
			Ø 80/60/60 mm	148 0163	9.981-133.0
			Ø 100/75/75 mm	148 0164	9.981-134.0
			Ø 120/100/100 mm	148 0165	9.981-135.0

Pipeline systems

				Part No. old	Part No.	
107		Reducer	Ø 60 - 42.4 mm	148 1055	9.981-228.0	
			Ø 75 - 60 mm	149 0173	9.981-333.0	
			Ø 80 - 60 mm	048 0646	9.980-493.0	
			Ø 80 - 75 mm	048 0647	9.980-494.0	
			Ø 100 - 60 mm	149 0176	9.981-336.0	
			Ø 100 - 75 mm	149 0174	9.981-334.0	
			Ø 120 - 60 mm	149 0177	9.981-337.0	
			Ø 120 - 100 mm	149 0175	9.981-335.0	
108		Pipeline end tap adaptor	DN 40 - Pipe Ø 42.4 mm to inner taper	148 1206	9.981-256.0	
			outer taper	148 1207	9.981-257.0	
			DN 50 - Pipe Ø 60 mm to inner taper	148 0649	9.981-166.0	
			outer taper	149 0171	9.981-332.0	
			DN 70 - Pipe Ø 75 mm to inner taper	148 0677	9.981-170.0	
			outer taper	148 0830	9.981-195.0	
109		Flap valve DN 50	Flap valve with sensor for Ø 60 x 2 mm tube	262 1027	9.982-029.0	
			Hose connection for flap valve	262 1028	9.982-030.0	
110		Pipe connector, zinc-coated	Ø 42.4 mm with 2 clamping screws	048 1238	9.980-514.0	
			with 3 clamping screws	048 0123	9.980-445.0	
			Ø 60 mm with 2 clamping screws	048 0116	9.980-442.0	
			with 3 clamping screws	048 0124	9.980-446.0	
			Ø 75 mm with 2 clamping screws	048 0117	9.980-443.0	
			with 3 clamping screws	048 0125	9.980-447.0	
			Ø 80 mm with 3 clamping screws	048 0126	9.980-448.0	
			Ø 100 mm with 3 clamping screws	048 0127	9.980-449.0	
			Ø 120 mm with 3 clamping screws	048 0129	9.980-450.0	
			111		Hose suspension with limit switch	for wall mounting
for Ø 60 mm tube	263 0131	9.982-083.0				
for Ø 75 mm tube	263 0213	9.982-092.0				
112		Swivel arm	with wall mounting, 2 m reach	DN 50	248 1022	9.981-776.0
			DN 70	248 1016	9.981-775.0	
			with 100 x 100 floor support, 2 m reach	DN 50	248 1045	9.981-781.0
			DN 70	248 1043	9.981-780.0	

Pipeline systems

		Part No. old	Part No.
113	 <p>Pipe clamp</p>	M8 connection thread Ø 41 - 44 mm	048 0181 9.980-463.0
		Ø 60 - 63 mm	048 0182 9.980-464.0
		M10 connection thread Ø 74 - 78 mm	048 0183 9.980-465.0
		Ø 99 - 103 mm	048 0184 9.980-466.0
		Ø 116 - 120 mm	048 0185 9.980-467.0
114	 <p>Pipe bracket</p> <ul style="list-style-type: none"> • for pipe clamp • pipeline height approx. 2,200 - 3,500 mm, variable 		148 0131 9.981-118.0

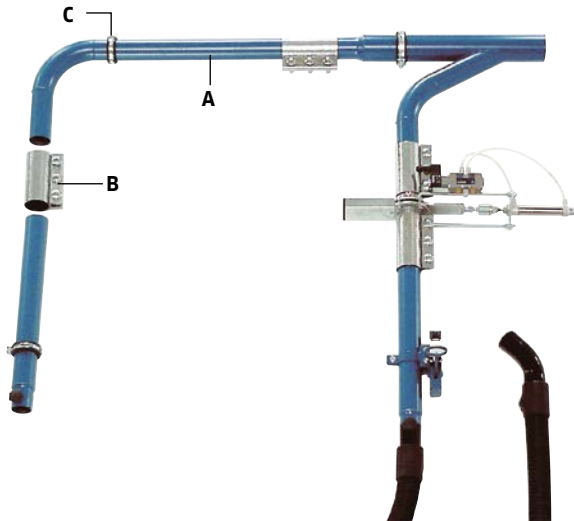
PIPELINE SYSTEMS

OVERVIEW

Pipeline construction

115 Type 1 pipeline system

- for RI and RA vacuum system
- Standard RAL colour 5015



- A** Pipeline segments, made to measure and painted, made of 2 mm precision steel piping, pipe elbows strengthened or large radii on demand
- B** Pipe couplings, zinc-coated, with rubber seals
- C** Pipe clamp with rubber insert

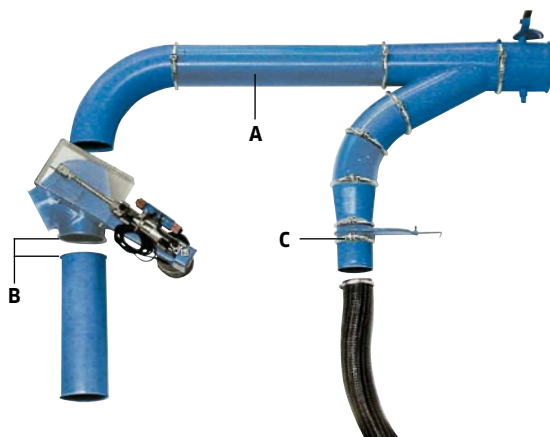
The exact price of the pipeline will only be calculated after installation. The calculation criteria are:

- Pipeline length and diameter
- Type and number of built-in fittings and slide closures
- Number of pipe couplings, pipe clamps and supports used.

Costs are calculated based on our price list.

116 Type 2 pipeline system

- for RE vacuum system
- Standard RAL colour 5015



- A** Pipeline segments with flange made of 1 mm or 2 mm sheet steel, painted, electrically conductive
- B** Pipe clamping rings, zinc-coated, complete with flange seal rings
- C** Pipe clamp with rubber insert

The exact price of the pipeline will only be calculated after installation. The calculation criteria are:

- Pipeline length and diameter
- Type and number of built-in fittings and slide closures
- Number of pipe couplings, pipe clamps and supports used.

Costs are calculated based on our price list.

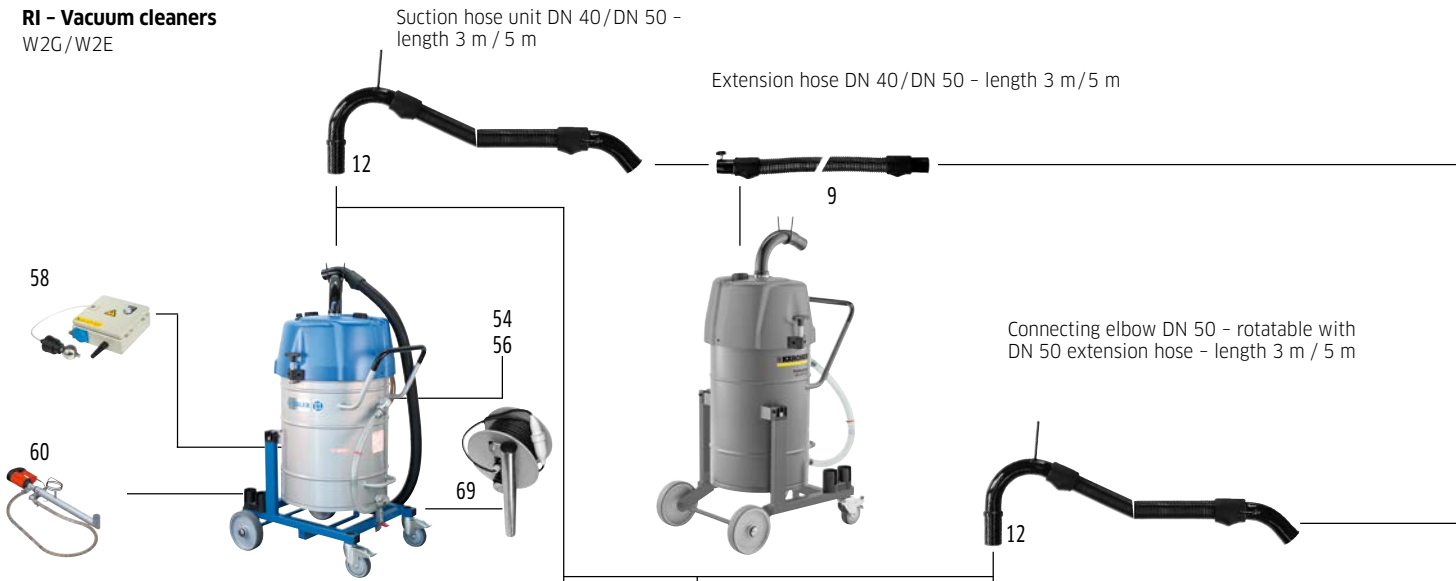
HOSE AND NOZZLE RANGE

OVERVIEW

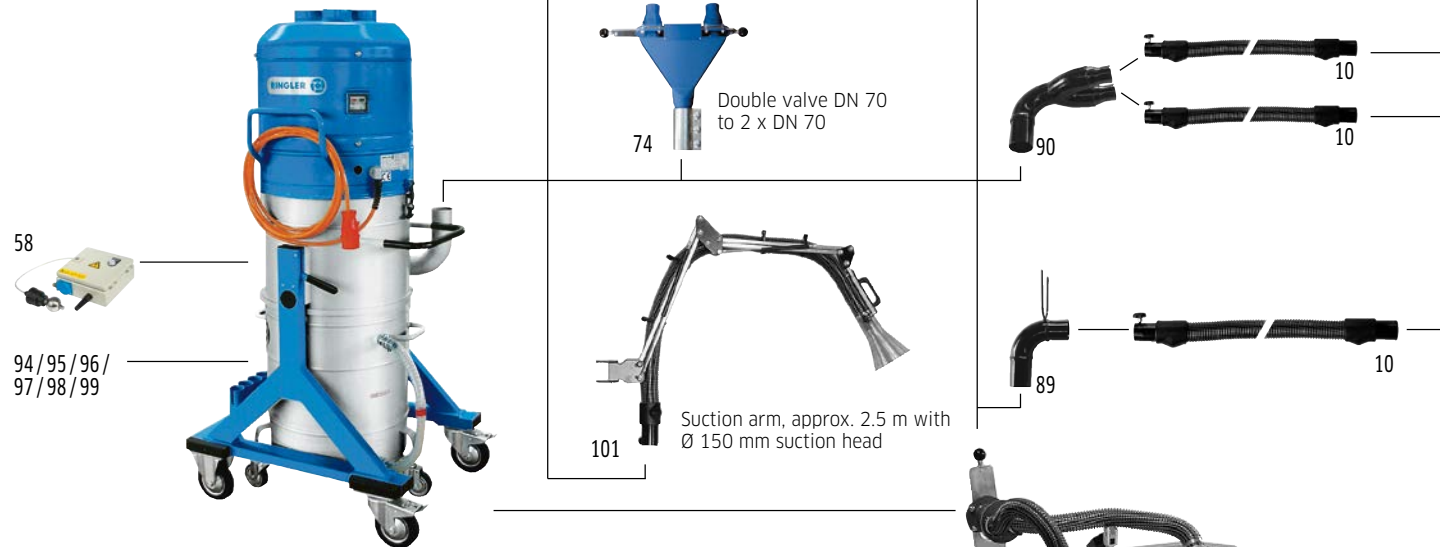
RANGE OF ACCESSORIES

22
23

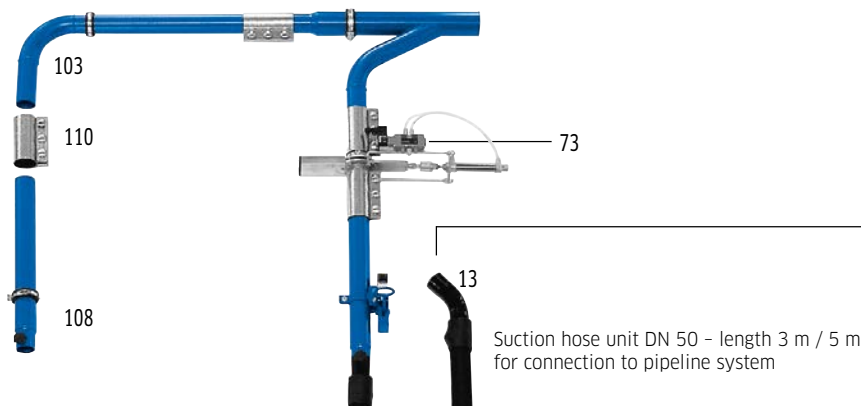
RI - Vacuum cleaners W2G/W2E



RI / RA - Vacuum cleaners



Pipeline systems



RANGE OF ACCESSORIES

Extension hose DN 50/DN 70 - length 3 m/5 m

10 78

10

63 Pre-separator cover in different versions for waste container or 200 l drum

64

78

78

82

61

Oblique aluminium nozzle

Groove nozzle, sheet steel

Elongated round nozzle

brush nozzle

Pipe suction brush

125 l pre-separator

62

65 alternatively 61 or 62

68

Crane bracket with karabiner hooks

15 flexible nozzle

24 flexible nozzle

25 flexible groove nozzle

23 Crevice nozzle

26 flexible angled nozzle

22 Elongated groove nozzle

16 18 Wide nozzle

17 40 Vacuum brush

27 30 Suction brush

28 31 flat brush nozzle

32 21 Bypass nozzle

43

33 Extension tube (fits all nozzles)

34 Floor nozzle

- Suction width 200 mm
- Suction width 370 mm
- Suction width 500 mm



COMPETENCE CENTRE RINGLER GMBH KÄRCHER GROUP

Robert-Bosch-Straße 4-8
73550 Waldstetten
T. +49[0]7171 94888-0
F. +49[0]7171 94888-28
info@ringler.kaercher.com

WWW.KAERCHER.COM



KÄRCHER

makes a difference