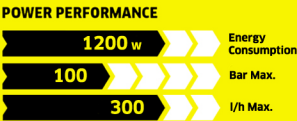


THE ORIGINAL. REINVENTED.

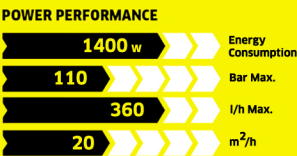
The right setting for every job.



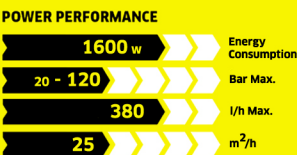
K1



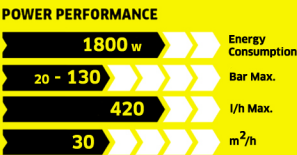
K2 COMPACT



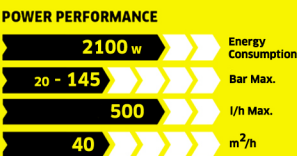
K3



K4



K5 PREMIUM



Naturally with high pressure – *how and why*

In this user guide you will find many tips and examples to make using a pressure washer easier. But first of all: Why should we clean with high pressure anyway?

Every owner of a house and garden who has hosed down very dirty paving stones knows all about the limits of a normal garden hose's cleaning power.

A pressure washer, on the other hand, has much more cleaning power. Whatever the

cleaning task, be it cars, moss-covered garden paths, patios, roller shutters, dirty drums or barrels, boats etc, everything can be cleaned quickly and easily.

And even stubborn dirt has no chance against a high-pressure water jet.



...and even more cleaning applications



Washing garbage cans and drums

Lay the can on its side and spray down the inside walls from above, keeping the high-pressure jet at an angle. Stand the can up to clean the bottom. This protects you from splash-back. Ideally suited for this task: The flexible Dirt Blaster or our barrel and drum cleaning attachment.



Clearing blocked pipes

A special pipe cleaning kit is available for clearing blockages in the bathroom, utility room or gutters. Push the pipe cleaning hose into the blocked pipe. Pull the trigger gun – the four backward pointing high-pressure jets propel the hose through the pipe. When the nozzle reaches the blockage, pull and release the trigger gun a few times in quick succession until the pipe is clear.

K'ARCHER

makes a difference

Karcher Inc.

Ground Floor Unit 23,
The Linear Tower Two,
Mayaolis cor. Yakal Sts.,
San Antonio Village,
Makati City, 1203 Philippines

Telephone +63 2 275 7708
Email add info.phils@karcher-asia.com

www.karcher.com



Pressure cleaners offer the perfect solution for every outdoor cleaning task around your home.

Simple & convenient



TIP

Safety:

Kärcher® pressure washers comply with all relevant safety standards and have received certification from the German Technical Inspectorate (TÜV) and international testing organisations. All electrically conductive parts are hose-proof.

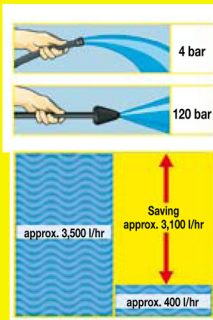


TIP

Detergents:

The consumption of detergents is kept to a minimum in high-pressure cleaning. Kärcher® detergents are bio-degradable and, therefore, have no harmful effects on the environment. To remove stubborn dirt, we recommend that you allow the detergent to act for a while before washing it away with the high-pressure jet.

How does a pressure washer work?



A garden hose connects the pressure washer to the tap which normally supplies water at a pressure of 4 bar.

The pump in the pressure washer produces a water pressure of up to 120 bar. The water emerges through a small high-pressure nozzle as an intense, concentrated jet which has considerable cleaning power.

When you use a pressure washer you save a lot of time and money: A garden hose working at a pressure of 4 bar uses about 3,500 litres of water per hour, while a pressure washer operating at 120 bar uses only about 400 litres per hour.

What can you clean with a pressure washer?

Pressure washers are versatile helpers around the home: Simply connect to the water and power supplies, switch on the pressure water – and the cleaning fun can begin.

Our examples of typical applications demonstrate how to handle the pressure washer correctly and the points to be observed.

With our range of special accessories your pressure washer becomes a real all-round talent: Wet blasting, cleaning pipes, patios and gutters – you will probably discover many other uses for your Kärcher®.

Please note when you are working that the impact pressure is highest right next to the nozzle. That means you should get really close to remove obstinate stains, and keep a much greater distance when there is only light soiling or you are cleaning a sensitive surface.

Special accessories. Detergents.

For a broader range of applications




Rotary washing brush ►►
Order No. 2.643-236.0



3-Step Lance Extension
Order No. 2.639-722.0


Single Lance Extension
Order No. 2.643-240.0



▼ Pipe cleaning kit
PC20 (Gutter & Pipe cleaning kit)
Order No. 2.642-240.0

▲ T-Racer Range
T-450
Order No. 2.643-214.0

T-350
Order No. 2.643-252.0
Angled spray lance ►►
Order No. 2.638-817.0




Washing brushes

WB 50
Order No. 2.643-246.0

WB 60
Order No. 2.643-233.0

Wheel washing brush
Order No. 2.643-234.0

WB 150
Order No. 2.643-237.0



▲ Telescopic Lance
Order No. 2.642-347.0

◀◀ Extension hose

H9Q
Order No. 2.641-721.0
XH 10 QR
Order No. 2.641-708.0

HK 7.5
Order No. 2.641-828.0
XH 10
Order No. 2.389-092.0

H10
Order No. 6.390-961.0
XH 10 R
Order No. 6.390-096.0

XH10Q
Order No. 2.641-710.0



◀◀ Dirt Blaster
Order No. 2.643-244.0



Adapter B
Order No. 2.642-893.0

FJ 6
Order No. 2.643-147.0

FJ 10 C
Order No. 2.643-145.0

G160
Order No. 2.642-172.0



Universal cleaner
0.5L
Order No. 6.295-385.0



◀◀ Cleaning agents for vehicle care


Car Shampoo, 0.5L
Order No. 6.295-386.0

Glass Cleaner Gel, 0.5L
Order No. 6.295-762.0

Insect Remover, 0.5L
Order No. 6.295-761.0

Rim Cleaner, 0.5L
Order No. 6.295-760.0

PS 40 (Power scrubber surface cleaner)
Order No. 2.643-245.0



◀◀ 4-way nozzle


VP 120 Vario power jet
Order No. 2.643-241.0

VP 145 Vario
Order No. 2.643-235.0

Vario Joint
Order No. 2.640-733.0

MP 145 (Multi power jet)
Order No. 2.643-239.0

VP 145 S (Vario power jet short 360°)
Order No. 2.643-253.0



▲ Cleaning agents for the house and garden

Patio & Deck Cleaner, 0.5L
Order No. 6.295-388.0

