


CarpetPro

Carpet impregnation RM 762




⚠ WARNING

These are only brief instructions! Please read the product information and observe the safety information on the product label prior to using the detergent. Follow the dosing instructions on the product label.

The non-compliance with the safety information can cause damage to the object to be cleaned and risks for the environment, the user and other persons.

Preparation


1



- A Thoroughly clean the carpet and remove dirt and detergent prior to the impregnation.
- B Dose impregnating agent (200 ml/l).
- C Put impregnating solution into the fresh water tank.

Impregnation

2



- A Spray the impregnating solution evenly and in overlapping paths onto the carpet (approx. 200 ml/m², depending on the pile density and length).
- B Allow the carpet to dry completely. Ready to be walked on after approx. 24 h.

Note

The drying times depend on the indoor climate and nature of the carpet.

After impregnating

3



- A Carefully clean accessories, work materials and machines after working.

