




## KM 85/50 W P Adv

High-performance walk-behind petrol-driven sweeper with 3.3kW Honda engine providing up to 4 hours running time from a single tank.



### 1 Efficient filter system

- 2.1 m<sup>2</sup> filter area.
- Manual filter cleaning system.




### 2 Two-wall rotating frame

- Robust and corrosion-free.
- For the toughest jobs.



### 3 Traction drive

- Intuitive operation.
- With optional reverse gear.



### 4 Waste pick up and emptying

- Efficient sweeping thanks to large working width.
- Also sweeps wet surfaces.



## KM 85/50 W P Adv

- Robust double wall frame
- Main roller brush can be raised
- Reverse mode, operating hour counter and floating main roller brush

### Technical data

<b>Order no.</b>	1.351-110.0	
<b>EAN code</b>	4039784468481	
<b>Drive type</b>	Petrol	
<b>Engine manufacturer</b>	Honda	
<b>Drive - power</b>	<b>W</b>	3300
<b>Max. Area Performance</b>	<b>m<sup>2</sup>/h</b>	3825
<b>Working width</b>	<b>mm</b>	610
<b>Working width with 1 side brush</b>	<b>mm</b>	850
<b>Working width with 2 side brushes</b>	<b>mm</b>	1050
<b>Waste container</b>	<b>l</b>	50
<b>Hill climbing ability</b>	<b>%</b>	18
<b>Operating speed</b>	<b>km/h</b>	4,5
<b>Filter area</b>	<b>m<sup>2</sup></b>	2,1
<b>Weight</b>	<b>kg</b>	126
<b>Dimensions (L × W × H)</b>	<b>mm</b>	1355 × 910 × 1155

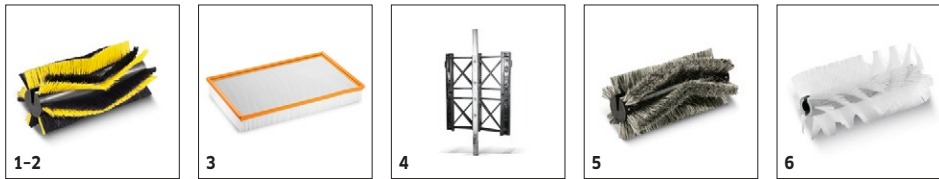
### Equipment

Flat pleated polyester filter	■	Adjustable suction power	■
Manual filter cleaning system	■	Side brush, can be raised and adjusted	■
Travel drive - forward	■		
Travel drive, reverse	■		
Floating main roller brush	■		
Mobile container	■		
Bulk waste flap	■		
Overthrow sweeping principle	■		
Vacuum	■		
Outdoor applications	■		
Operating hour meter	■		

■ Included in delivery.

# KM 85/50 W P ADV 1.351-110.0

**KÄRCHER**



		Order no.	Installation ex works	Length / width	Diame-ter	Price	Description	
<b>Standard main roller brushes</b>								
Standard main roller brush	1	6.906-509.0		620 mm			Moisture-proof universal bristles, longlife, suitable for all surfaces	■
Reversing rolling mill Profi	2	6.906-508.0		620 mm			Tough standard roller brush with moisture-proof universal bristles for normal soiling on all surfaces. Extremely durable.	■
<b>Flat pleated filter</b>								
Flat pleated filter	3	5.731-585.0					Moisture-proof, washable flat pleated filter for Kärcher sweepers. Filter noticeably reduces maintenance costs.	■
<b>Filter conversion kit</b>								
Double filter cleaning mechanism	4	2.851-000.0					The dual filter scraper increases cleaning performance in areas subject to high dust levels.	□
<b>Main roller brush - Soft/natural</b>								
Main roller brush, soft/natural	5	6.906-557.0		620 mm	250 mm		Specially designed with natural bristles for sweeping fine dust on smooth floors indoors	□
<b>Main roller brush, hard</b>								
Main roller brush, hard	6	6.906-558.0		620 mm			For the removal of stubborn dirt outdoors	□

■ Included in delivery. □ Available accessories.

# KM 85/50 W P ADV 1.351-110.0



		Order no.	Installation ex works	Length / width	Diame-ter	Price	Description	
<b>Standard side brushes</b>								
Side broom standard	1	6.906-132.0			420 mm		Moisture-proof universal bristles, longlife, suitable for all surfaces	■
<b>Side brush, hard</b>								
Side broom hard	2	6.905-625.0			420 mm		Removes stubborn dirt outdoors, moisture-proof, mildly abrasive	□
<b>Side brush, soft</b>								
Side broom soft	3	6.905-626.0			420 mm		Moisture-proof, soft side brush for sweeping fine dust on all surfaces indoors and outdoors. Ideal for dirt with a high dust content.	□

■ Included in delivery. □ Available accessories.

# KM 85/50 W P ADV 1.351-110.0



		Order no.	Installation ex works				Price	Description	
<b>Side brushes, left</b>									
	1	2.640-441.0	2.640-441.7					Complete, including standard side brushes for increased area coverage.	<input type="checkbox"/>
Side brush, left	2	2.640-441.7	2.640-441.7					Complete, incl. standard side brush to increase area swept	<input type="checkbox"/>
<b>Other mounting kits</b>									
Brake	3	2.640-301.0						For securely braking on inclines > 2 %	<input type="checkbox"/>

■ Included in delivery.    □ Available accessories.