

## KM 85/50 R BP PACK

The KM 85/50 R Bp is the new battery powered entry model in the ride-on sweepers category. Its compact design provides an ideal solution for sweeping in confined areas.



**Order no.** 1.351-127.0

- Compact design for maximum manoeuvrability
- Easy and intuitive operation
- Retractable side brush

### Technical data

<b>EAN code</b>		4054278232430
<b>Traction drive</b>		DC motor
<b>Drive- performance</b>	<b>V / W</b>	24 / 1000
<b>Drive type</b>		Electric
<b>Max. Area Performance</b>	<b>m<sup>2</sup>/h</b>	5100
<b>Working width</b>	<b>mm</b>	615
<b>Working width with 1 side brush</b>	<b>mm</b>	850
<b>Working width with two side brushes</b>	<b>mm</b>	1085
<b>Battery capacity</b>	<b>Ah</b>	115
<b>Battery voltage</b>	<b>V</b>	24
<b>Battery runtime</b>	<b>h</b>	max. 2.5
<b>Waste Container</b>	<b>l</b>	50
<b>Climbing ability</b>	<b>%</b>	12
<b>Working speed</b>	<b>km/h</b>	6
<b>Filter areas</b>	<b>m<sup>2</sup></b>	2.3
<b>Load capacity</b>	<b>kg</b>	max. 90
<b>Weight (with accessories)</b>	<b>kg</b>	230
<b>Weight, ready to uset</b>	<b>kg</b>	230
<b>Weight incl. packaging</b>	<b>kg</b>	232
<b>Dimensions (L × W × H)</b>	<b>mm</b>	1350 × 940 × 1170

### Equipment

<b>Filter cleaning manual</b>	■
<b>Mechanical filter shaker</b>	■
<b>Main sweeper roller, floating</b>	■
<b>Adjustable suction power</b>	■
<b>Coarse dirt flap</b>	■
<b>Battery and built-in charger included</b>	■
<b>Overhead sweeping principle</b>	■
<b>Forwards traction drive</b>	■
<b>Backwards traction drive</b>	■
<b>Suction</b>	■
<b>Outdoor use</b>	■
<b>Indoor use</b>	■
<b>Adjustable side brush speed</b>	■
<b>State-of-charge indicator</b>	■
<b>Operating hour meter</b>	■
<b>Mobile container</b>	■
<b>Sweep function (can be switched off)</b>	■
<b>Wheels, pneumatic</b>	■
<b>Side brush swings out automatically</b>	■
<b>Automatic wear adjustment of the main sweeper roller</b>	■
<b>Multi-functional display</b>	■

## Home Base fastening option

- Included in delivery.

This device does not require instruction.



### Clever container concept

- 2 tanks for simple removal and safe emptying of waste.
- Waste container free of rough edges permits emptying without leaving behind any residues.
- Castors on waste container simplify handling when emptying.



### Efficient filter system

- Polyester flat pleated filter.
- Effective cleaning with dual scraper. Comfortable operation from operating position.
- Access to the filter through wide-opening cover without the need for any tools.



### Clever ergonomics for high level of comfort at workplace

- Clear and ergonomic attachment of operating elements.
- Adjustment of driver's seat without the need for any tools.
- Height-adjustable steering wheel.

## EQUIPMENT FOR KM 85/50 R BP PACK


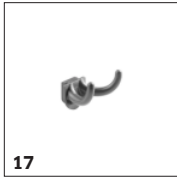

### 1.351-127.0



		Order no.	Description	
<b>TRACTION BATTERIES AND CHARGERS</b>				
<b>Battery Chargers</b>				
Battery charger Tnr löschen, 24 V	1	6.654-367.0	Standby battery charger for maintenance-free 24 V batteries of 70 to 105 Ah with order no. 6.654-093.0, 6.654-141.0 and 4.035-449.0.	■
<b>TYRES</b>				
Pneumatic tyres (set)	2	2.640-758.0	Better ride comfort in outdoor applications, for Advanced version only	■
Set tyre air	3	2.852-502.0	Convenient pneumatic tyres for standard use.	■
<b>FILTERS</b>				
<b>Flat pleated filter</b>				
Flat pleated filter	4	5.731-585.0	Moisture-proof, washable flat pleated filter for Kärcher sweepers. Filter noticeably reduces maintenance costs.	■
<b>MAIN ROLLER BRUSHES</b>				
<b>Standard main roller brushes</b>				
Reversing rolling mill complete KM 90 /6	5	4.762-430.0	Moisture-proof universal bristles, longlife, suitable for all surfaces	■
<b>Main roller brush - Soft/natural</b>				
Reversing rolling mill complete soft KM	6	4.762-442.0	Specially designed with natural bristles for sweeping fine dust on smooth floors indoors	□
<b>Main roller brush, hard</b>				
Reversing rolling mill complete hard KM	7	4.762-443.0	For the removal of stubborn dirt outdoors	□
<b>Main roller brush, antistatic</b>				
Main roller brush, antistatic	8	4.762-441.0	For sweeping surfaces subject to static build up (e.g. carpets, artificial turf)	□
Main sweeper roller, artificial turf	9	6.907-342.0	Required for sweeping artificial turf, antistatic, only useful with integrated artificial turf sweeping kit 2.851-320.7.	□
<b>SIDE BRUSHES</b>				
<b>Standard side brushes</b>				
Side broom standard	10	6.906-132.0	Moisture-proof universal bristles, longlife, suitable for all surfaces	■
<b>Side brush, hard</b>				
Side broom hard	11	6.905-625.0	Removes stubborn dirt outdoors, moisture-proof, mildly abrasive	□
<b>Side brush, soft</b>				
Side broom soft	12	6.905-626.0	Moisture-proof, soft side brush for sweeping fine dust on all surfaces indoors and outdoors. Ideal for dirt with a high dust content.	□
<b>OTHER ACCESSORIES FOR SCRUBBER DRYERS</b>				
<b>Cleaning tool kit accessories</b>				
Holder handhold grey	13	6.980-078.0	Mop clip for attaching a mop to the machine. Only for use with the Homebase adapter 5.035-488.0.	□
Bottle holder	14	6.980-080.0	Suitable for transporting spray bottles - only in conjunction with Home Base adapter 5.035-488.0.	□

■ Included in delivery. □ Available accessories.

## EQUIPMENT FOR KM 85/50 R BP PACK 1.351-127.0



	Order no.	Description	
<b>OTHER ACCESSORIES FOR SCRUBBER DRYERS</b>			
<b>Cleaning tool kit accessories</b>			
Home Base Kit litter picker	15	2.852-497.0	Litter picker including fastener on the machine. <input type="checkbox"/>
Adapter Homebase	16	5.035-488.0	Fastener for various hooks and clips on the machine. <input type="checkbox"/>
Double hook	17	6.980-077.0	Double hook for attaching rubbish bags, etc. to the machine. Only for use with the Homebase adapter 5.035-488.0. <input type="checkbox"/>
<b>KITS</b>			
<b>Fleet mounting kit</b>			
Add-on kit	18	2.644-391.0	<input type="checkbox"/>
<b>MOUNTING KITS FOR SWEEPERS AND VACUUM SWEEPERS</b>			
<b>Sweeping/Vacuuming</b>			
Add-on kit carpet kit	19	2.852-499.0	Carpet sweeping kit for cleaning carpet surfaces, includes antistatic roller brush. <input type="checkbox"/>
<b>Side brushes, left</b>			
Add-on kit side broom left KM 85/50 R	20	2.852-321.0	Complete, including standard side brushes for increased area performance. <input type="checkbox"/>
<b>Warning beacon</b>			
Add-on kit revolving signal light	21	2.852-500.0	For increased occupational safety. <input type="checkbox"/>
<b>SPRAY EXTRACTION CLEANERS</b>			
<b>Other</b>			
Cleaning agent container, complete	22	4.070-006.0	Kit consisting of cleaning agent container and Home Base adapter. For connecting Home Base rail. <input type="checkbox"/>

■ Included in delivery. □ Available accessories.