





## KM 90/60 R P Advanced

Compact ride-on vacuum sweeper with unique Tact filter clean technology for constantly high dust control. With Subaru 9 hp petrol engine.



### 1 Robust, compact design with pick-up area

- Built to last, highly reliable.
- Safety and manoeuvrability



### 2 EASY-Operation concept

- Logical and clear.
- All controls are clearly arranged and easy to access.



### 3 Tact: fully automatic, continuous filter cleaning

- Highly effective filter cleaning for continuous dust-free operation.
- Compact filter size with long service life.



### 4 Cleaning tool kit base for greater flexibility

- Different practical connections for other accessories.
- Easy to carry, for example, a litter picker, brush or an additional container.



## KM 90/60 R P Advanced

■ Retractable side brush

### Technical data

Order no.	1.047-300.0	
EAN code	4039784621329	
Drive - power	kW	6,6
Max. Area Performance	m²/h	7200
	m²/h	9200
Working width	mm	615
Working width with 1 side brush	mm	900
Working width with 2 side brushes	mm	1150
Waste Container	l	60
Hill climbing ability	%	18
Operating speed	km/h	8
Weight	kg	260
Dimensions (L × W × H)	mm	1695 × 1060 × 1260

### Equipment

Automatic filter cleaning	■	Side brush pneumatically controlled	■
Floating main roller brush	■		
Adjustable suction power	■		
Bulk waste flap	■		
Overthrow sweeping principle	■		
Travel drive - forward	■		
Travel drive, reverse	■		
Vacuum	■		
Outdoor applications	■		
Operating hour meter	■		
Sweep function (can be switched off)	■		

■ Included in delivery.

# KM 90/60 R P ADVANCED

## 1.047-300.0

**KÄRCHER**



		Order no.	Installation ex works	Length / width	Diame- ter	Price	Description	
<b>Standard main roller brushes</b>								
Reversing rolling mill complete KM 90 /6	1	4.762-430.0		615 mm	250 mm		Moisture-proof universal bristles, longlife, suitable for all surfaces	■
<b>Flat pleated filter</b>								
Flat filter with cross beam PES	2	6.907-519.0					Synthetic filter, moisture-proof, washable, saves maintenance costs	■
<b>Main roller brush - Soft/natural</b>								
Reversing rolling mill complete soft KM	3	4.762-442.0		615 mm	250 mm		Specially designed with natural bristles for sweeping fine dust on smooth floors indoors	□
<b>Main roller brush, hard</b>								
Reversing rolling mill complete hard KM	4	4.762-443.0		615 mm	250 mm		For the removal of stubborn dirt outdoors	□
<b>Main roller brush, antistatic</b>								
Main roller brush, antistatic	5	4.762-441.0		615 mm	250 mm		For sweeping surfaces subject to static build up (e.g. carpets, artificial turf)	□
Main sweeper roller, artificial turf	6	6.907-342.0		615 mm	190 mm		Required for sweeping artificial turf, antistatic, only useful with integrated artificial turf sweeping kit 2.851-320.7.	□
<b>Filter conversion kit</b>								
Dual Tact filter cleaning system	7	2.643-176.0	2.851-392.7				For sweeping on particularly dusty ground.	□
	8	2.851-392.7	2.851-392.7					□

■ Included in delivery. □ Available accessories.

# KM 90/60 R P ADVANCED

## 1.047-300.0



		Order no.	Installation ex works	Length / width	Diame- ter	Price	Description	
<b>Standard side brushes</b>								
Side broom standard	1	6.906-132.0			420 mm		Moisture-proof universal bristles, longlife, suitable for all surfaces	■
<b>Side brush, hard</b>								
Side broom hard	2	6.905-625.0			420 mm		Removes stubborn dirt outdoors, moisture-proof, mildly abrasive	□
<b>Side brush, soft</b>								
Side broom soft	3	6.905-626.0			420 mm		Moisture-proof, soft side brush for sweeping fine dust on all surfaces indoors and outdoors. Ideal for dirt with a high dust content.	□

■ Included in delivery. □ Available accessories.

# KM 90/60 R P ADVANCED

## 1.047-300.0

**KÄRCHER**



		Order no.	Length	Colour	Quantity	Price	Description	
<b>Cleaning tool kit accessories</b>								
Bottle holder	1	6.980-080.0		grey	1 Piece(s)		Suitable for transporting spray bottles - only in conjunction with Home Base adapter 5.035-488.0.	<input type="checkbox"/>
Home Base Box Kit	2	4.035-406.0			1 Piece(s)		The Box kit provides enough space for three cleaning agent bottles along with cloths, scrapers, spare rubbish bags, gloves, etc.	<input type="checkbox"/>
Adapter Homebase	3	5.035-488.0			1 Piece(s)		Fastener for various hooks and clips on the machine.	<input type="checkbox"/>
Double hook	4	6.980-077.0			1 Piece(s)		Double hook for attaching rubbish bags, etc. to the machine. Only for use with the Homebase adapter 5.035-488.0.	<input type="checkbox"/>
Holder handhold grey	5	6.980-078.0		grey	1 Piece(s)		Mop clip for attaching a mop to the machine. Only for use with the Homebase adapter 5.035-488.0.	<input type="checkbox"/>
Home Base brush holder kit	6	4.035-523.0					Holder fits on machine for convenient brush storage.	<input type="checkbox"/>
Home Base litter picker kit	7	4.035-524.0					Litter picker including fastener on the machine.	<input type="checkbox"/>

■ Included in delivery. □ Available accessories.

# KM 90/60 R P ADVANCED

## 1.047-300.0



		Order no.	Quantity	ID	Width	Length	Price	Description	
Other									
Cleaning agent container, complete	1	4.070-006.0	1 Piece(s)					Kit consisting of cleaning agent container and Home Base adapter. For connecting Home Base rail.	<input type="checkbox"/>

■ Included in delivery.    ☐ Available accessories.

# KM 90/60 R P ADVANCED

## 1.047-300.0




		Order no.	Installation ex works				Price	Description	
<b>Sweeping/Vacuuming</b>									
Artificial turf kit	1	2.851-320.7	2.851-320.7					Artificial turf kit	<input type="checkbox"/>
<b>Warning beacon</b>									
Add-on kit revolving signal light LED KM	2	2.643-887.0	2.643-887.7						<input type="checkbox"/>
<b>Side brushes, left</b>									
Add-on kit side broom left KM 90/60 R	3	2.642-693.0	2.642-693.7					Side brush, complete, including standard side brush for increasing area performance.	<input type="checkbox"/>

■ Included in delivery.    ☐ Available accessories.

# KM 90/60 R P ADVANCED

## 1.047-300.0



		Order no.	Installation ex works				Price	Description	
Tyres, puncture-proof									
Puncture-proof tyres (set)	1	4.040-801.0	4.040-801.7						<input type="checkbox"/>
Puncture-proof tyres (set), full rubber	2	2.642-936.0	2.642-936.7					Recommended for sweeping metal shavings, glass shards, etc.	<input type="checkbox"/>

■ Included in delivery.    □ Available accessories.