

HDS 6/15 C

HDS 6/15 C single-phase hot water high-pressure cleaner in the compact class with a 3-piston axial pump, ecoefficiency mode, intuitive single-button operation and EASY!Force Advanced high-pressure gun.



Made in Germany



Order no.

1.169-910.0

- Compact and powerful, air-cooled electric motor with axial pump
- 10-metre-long high-pressure hose, modular electronics like in M/S class, storage compartment for accessories
- EASY!Force Advanced, detergent tank, descaler

Technical data

EAN code		4066529056054
Number of current phases	Ph	1
Voltage	V	230
Frequency	Hz	50
Flow rate	l/h	260 - 560
Working pressure	bar / MPa	30 - 150 / 3 - 15
Max. pressure	bar	200
Temperature (for supply 12 °C)	°C	max. 80
Connected load	kW	3.4
Consumption of fuel oil at full load	kg/h	3.1
Consumption of heating oil in ecoefficiency mode	kg/h	2.5
Power cable	m	5
Fuel tank	l	15
Weight (with accessories)	kg	101.4
Weight incl. packaging	kg	110
Dimensions (L × W × H)	mm	1066 × 650 × 920

Scope of supply

Spray gun: EASY!Force Advanced
 Spray lance: 1050 mm
 Power nozzle

Equipment

High-pressure hose length: 10 m
 Pressure cut-off
 Integrated fuel and detergent tank

This machine requires instruction.



High efficiency

- eco:efficiency mode - economical and environmentally friendly, even during longer periods of use.
- Reduces fuel consumption and CO₂ emissions by 20%.

Wide-ranging accessories with EASY!Lock

- EASY!Force Advanced for fatigue-free work without any holding force.
- Rotating 1050 mm stainless steel lance.
- Patented Kärcher power nozzle can offer up to 40 per cent more impact force than conventional nozzles.

Operational safety

- Easy-to-access water filter protects the pump against dirt particles in the water.
- Safety valves, water shortage and fuel protection ensure the availability of the machine.

SUSTAINABILITY INFORMATION FROM HDS 6/15 C 1.169-910.0



Sustainability features

eco!Mode (Energy Saving Mode)

Energy saving	%	20	Comparison of the maximum level with the manufacturer's eco!Mode setting. Does not apply to individually adjustable eco!Mode.
Fuel efficiency ratio (maximum vs eco!Mode)	%	20	Comparison of the maximum flow rate with the manufacturer's eco!Mode setting. Does not apply to the individually adjustable eco!Mode.

ACCESSORIES FOR HDS 6/15 C

1.169-910.0




		Order no.	Description	
TRIGGER GUNS				
Spray guns				
EASY!Force Advanced	1	4.118-005.0	Effortless, not energy-sapping: the EASY!Force high-pressure gun uses the recoil force of the high-pressure jet to reduce the holding force for the operator to zero.	■
EASY!Force conversion kit 1 - from high-pressure hose	2	4.111-050.0	For retrofitting Kärcher high-pressure cleaners with existing high-pressure hose: EASY!Force conversion kit 1 with EASY!Force high-pressure gun, spray lance and all adapters through to the nozzle.	□
EASY!Force conversion kit 2 - from machine	3	4.111-051.0	Developed for retrofitting existing high-pressure cleaners from Kärcher: EASY!Force conversion kit 2 with EASY!Force high-pressure gun, spray lance, high-pressure hose and necessary adapters.	□
EASY!Force conversion kit 3 - high-pressure gun	4	4.111-052.0	Compatible with existing high-pressure hose and spray lance: EASY!Force conversion kit 3, incl. EASY!Force trigger gun and all necessary adapters for upgrading your high-pressure cleaner.	□
SPRAY LANCES				
Rotating spray lances				
Spray lance, 1050 mm, rotatable	5	4.112-000.0	1050 mm stainless steel lance (manual coupling) with ergonomic handle for ease of use and protection. Rotatable 360° under pressure.	■
LED nozzle light	6	2.680-002.0	Bright, lightweight LED work light for direct mounting on spray lance of EASY!Force high-pressure gun. Better view in unfavourable lighting conditions for up to 5 working hours.	□
Spray lance, 250 mm, rotatable	7	4.112-027.0	Spray lance, 250 mm, rotatable, ergonomic	□
Spray lance, 400 mm, rotatable	8	4.112-024.0	Spray lance, 400 mm, rotatable, ergonomic	□
Spray lance, 600 mm, rotatable	9	4.112-007.0	600 mm stainless steel lance (manual coupling) with ergonomic handle for ease of use and protection. Rotatable 360° under pressure.	□
Spray lance, 840 mm, rotatable	10	4.112-006.0	850 mm stainless steel lance (manual coupling) with ergonomic handle for ease of use and protection. Rotatable 360° under pressure.	□
Spray lance, 1550 mm, rotatable	11	4.112-018.0	1550 mm stainless steel lance (manual coupling) with ergonomic handle for ease of use and protection. Rotatable 360° under pressure.	□
Spray lance, 2050 mm, rotatable	12	4.112-021.0	2050 mm stainless steel lance (manual coupling) with ergonomic handle for ease of use and protection. Rotatable 360° under pressure.	□
Spray lance extender, 1000 mm	13	4.112-048.0	Spray lance extension with EASY!Lock connection. Length 1000 mm.	□
Double lance				
Double lance, 960 mm	14	2.112-016.0	960 mm double lance for variable pressure adjustment on handle at full water flow rate. Suitable for agricultural use (e.g. stable cleaning).	□


■ Included in the scope of supply. □ Available accessories.

ACCESSORIES FOR HDS 6/15 C

1.169-910.0




15



16



17



18



19



20



21-27



28, 32-35

		Order no.	Description	
SPRAY LANCES				
Angular spray lance				
Spray lance for toilets and rain gutters	15	4.112-029.0	Stainless steel lance WC and gutter with nozzle insert. Specially shaped for effective and hygienic cleaning of gutters and toilets.	<input type="checkbox"/>
Flexible spray lance				
Flexible lance, 1050 mm	16	4.112-035.0	1050 mm flexible lance with variable bend from 20° to 140°, ideal for cleaning difficult to reach areas, e.g. gutters.	<input type="checkbox"/>
High pressure articulated joint	17	4.112-057.0	For hard-to-reach areas: High-pressure articulated joint with infinite angle adjustment up to 120°. Simply attach directly to the spray lance of the pressure washer.	<input type="checkbox"/>
Gutter cleaner				
Gutter cleaning lance	18	2.112-015.0	The lance is suited for cleaning of gutter systems. Because of the shape of the lance and the special nozzle the gutter can be cleaned without removing the cover plates.	<input type="checkbox"/>
Undercarriage spray lance				
Underbody lance	19	4.112-032.0	Stainless steel lance for effective and easy underbody and wheel arch cleaning. Without high-pressure nozzle.	<input type="checkbox"/>
Additional handle				
Additional handle for EASY!Lock spray lances	20	4.321-380.0	Comfortable in every situation – the additional handle is easy to attach to the spray lance of our new EASY!Lock generation and makes work easier by allowing you to adjust your posture to suit the particular task. Regularly changing your posture relieves the strain on your body, making work more relaxed. Thanks to the 360°-rotatable spray lance, the additional handle can simply be fully rotated whilst working for greater flexibility.	<input type="checkbox"/>
KÄRCHER POWER NOZZLE				
Power nozzle spray angle 25°				
Power nozzle 25°, 034	21	2.113-000.0	Fan jet nozzle with 25° spray angle, suitable for large areas and removing stubborn dirt and stains.	<input checked="" type="checkbox"/>
HP nozzle spray angle 0°				
Power nozzle 0°, 040	22	2.113-001.0	High-pressure nozzle with powerful jet for extremely stubborn dirt.	<input type="checkbox"/>
Power nozzle 0°, 045	23	2.113-033.0		<input type="checkbox"/>
Power nozzle spray angle 15°				
Power nozzle 15°, 036	24	2.113-043.0	Flat jet nozzle for stubborn dirt.	<input type="checkbox"/>
Power nozzle 15°, 045	25	2.113-046.0	Fan jet nozzle with 15° spray angle suitable for stubborn dirt.	<input type="checkbox"/>
Power nozzle spray angle 40°				
Power nozzle 40°, 040	26	2.113-003.0	Power nozzle with a 40° spray angle and fan jet, suitable for large areas and sensitive surfaces.	<input type="checkbox"/>
Power nozzle 40°, 045	27	2.113-053.0		<input type="checkbox"/>
HIGH-PRESSURE HOSES				
Standard with unions on both sides				
High-pressure hose, 10 m, ID 6, 250 bar, 2 × EASY!Lock	28	6.110-035.0	10 m long high-pressure hose (DN 6) equipped with EASY!Lock manual screw fitting on both sides. Suitable up to 250 bar and with ANTI!Twist.	<input checked="" type="checkbox"/>

■ Included in the scope of supply. □ Available accessories.

ACCESSORIES FOR HDS 6/15 C

1.169-910.0



	Order no.	Description		
HIGH-PRESSURE HOSES				
Standard with unions on both sides				
High-pressure hose, 10 m, ID 10, 220 bar, 2 × EASY!Lock	29	6.110-041.0	Impressive values and basic equipment: 10 m long high-pressure hose (DN 10) developed for pressures up to 220 bar.	<input type="checkbox"/>
High-pressure hose, 10 m, ID 6, 250 bar, 2 × EASY!Lock	30	6.110-034.0	10 m long high-pressure hose with EASY!Lock manual screw fitting on both sides. Nominal size DN 6, suitable up to 250 bar.	<input type="checkbox"/>
High-pressure hose, 10 m, ID 6, 300 bar, 2 × EASY!Lock	31	6.110-056.0	High-pressure hose (DN 6) equipped with ANTI!Twist and the new EASY!Lock manual screw fitting on both sides. For pressures up to 300 bar. 10 m long.	<input type="checkbox"/>
High-pressure hose, 10 m, ID 8, 315 bar, 2 × EASY!Lock	32	6.110-031.0	High-pressure hose (DN 8) suitable up to 315 bar pressure. With innovative EASY!Lock manual screw fitting on both sides, ANTI!Twist and 10 m long.	<input type="checkbox"/>
High-pressure hose, 15 m, ID 8, 315 bar, 2 × EASY!Lock	33	6.110-030.0	15 m long high-pressure hose, DN 8, with ANTI!Twist and time-saving EASY!Lock manual screw fitting on both sides.	<input type="checkbox"/>
High-pressure hose, 20 m, ID 8, 315 bar, 2 × EASY!Lock	34	6.110-032.0	20 m long high-pressure hose (DN 8) equipped with the time-saving and robust EASY!Lock manual screw fitting on both sides. Approved for pressures up to 315 bar.	<input type="checkbox"/>
High-pressure hose, 30 m, ID 8, 315 bar, 2 × EASY!Lock	35	6.110-014.0	Comfortable length (30 m) and innovative EASY!Lock manual screw fitting: High-pressure hose (DN 8) with ANTI!Twist for pressures up to 315 bar.	<input type="checkbox"/>
High-pressure hose, 15 m, ID 10, 220 bar, 2 × EASY!Lock	36	6.110-042.0	Equipped with innovative EASY!Lock manual screw fitting and suitable for pressures up to 220 bar: 15 m long high-pressure hose (DN 10).	<input type="checkbox"/>
High-pressure hose, 20 m, ID 10, 220 bar, 2 × EASY!Lock	37	6.110-043.0	20 m in length and the extremely time-saving and comfortable EASY!Lock manual screw fitting on both sides are some of the main features of this high-pressure hose (DN 10).	<input type="checkbox"/>
High-pressure hose, 25 m, ID 10, 220 bar, 2 × EASY!Lock	38	6.110-044.0	Impressive values and basic equipment: 25 m long high-pressure hose (DN 10) developed for pressures up to 220 bar.	<input type="checkbox"/>
High-pressure hose, 40 m, ID 10, 220 bar, 2 × EASY!Lock	39	6.110-045.0	40 m long high-pressure hose with EASY!Lock system for the time-saving manual screw connection (both sides). Nominal size (DN) 10, working pressure up to 220 bar.	<input type="checkbox"/>
High-pressure hose, 15 m, ID 12, 210 bar, 2 × EASY!Lock	40	6.110-059.0	Designed for working pressures up to 250 bar: High-pressure hose (DN 12) with a length of 15 m. Has the comfortable EASY!Lock manual screw fitting on both sides.	<input type="checkbox"/>
High-pressure hose, 40 m, ID 12, 210 bar, 2 × EASY!Lock	41	6.110-060.0	With EASY!Lock manual screw fitting and lots of room for manoeuvre thanks to 40 m in length: High-pressure hose (DN 12) with EASY!Lock manual screw fitting on both sides. Suitable for working pressures up to 250 bar.	<input type="checkbox"/>
Longlife 400 with unions on both sides				
High-pressure hose Longlife, 1,5 m, ID 8, 400 bar, 2 × EASY!Lock	42	6.110-024.0	1.5 m short high-pressure hose (DN 8). Comfortable EASY!Lock manual screw fitting on both sides for robust and quick connections. Durable and designed for up to 400 bar pressure.	<input type="checkbox"/>

Available accessories.

ACCESSORIES FOR HDS 6/15 C

1.169-910.0



		Order no.	Description	
HIGH-PRESSURE HOSES				
Longlife 400 with unions on both sides				
High-pressure hose Longlife, 1,5 m, ID 8, 400 bar, 1 × EASY!Lock / 1 × M22 × 1,5	43	6.110-069.0	1,5 m long high-pressure hose (DN 8) suitable for up to 400 bar pressure with double steel core. Connections: M 22 × 1,5, as well as the comfortable and quick EASY!Lock manual screw fitting.	<input type="checkbox"/>
High-pressure hose Longlife, 10 m, ID 8, 400 bar, 2 × EASY!Lock	44	6.110-038.0	Durable, 10 m long high-pressure hose (DN 8) with double steel core and EASY!Lock manual screw fitting on both sides and ANTI!Twist. Approved for 400 bar pressure.	<input type="checkbox"/>
High-pressure hose Longlife, 30 m, ID 8, 400 bar, 2 × EASY!Lock	45	6.110-023.0	Robust high-pressure hose with double steel core, ANTI!Twist and EASY!Lock manual screw fitting on both sides. Nominal size DN 8, 30 m long, for up to 400 bar pressure.	<input type="checkbox"/>
High-pressure hose Longlife, 20 m, ID 8, 400 bar, 2 × EASY!Lock	46	6.110-027.0	High-pressure hose with ANTI!Twist, EASY!Lock manual screw fittings and double steel core. 20 m long, nominal size DN 8, EASY!Lock manual screw fitting on both sides.	<input type="checkbox"/>
High-pressure hose Longlife, 15 m, ID 8, 400 bar, 2 × EASY!Lock	47	6.110-029.0	The double steel core ensures a particularly long life of this 15 m long high-pressure hose (DN 8), which is approved for pressures up to 400 bar.	<input type="checkbox"/>
Food industry version with unions on both sides				
High-pressure hose food grade, 15 m, ID 6, 250 bar, 2 × EASY!Lock	48	6.110-063.0	15 m long high-pressure hose (ID 6), food grade, with AVS hose reel connection, EASY!Lock hand screw connection and grey, non-marking outer covering.	<input type="checkbox"/>
High-pressure hose food grade, 10 m, ID 8, 250 bar, 2 × EASY!Lock	49	6.110-051.0	High-pressure hose (ID 6), 10 m long, with grey, non-marking outer covering. Approved for use in the food industry. With quick and robust EASY!Lock hand screw connection at both ends.	<input type="checkbox"/>
High-pressure hose food grade, 20 m, ID 8, 250 bar, 2 × EASY!Lock	50	6.110-052.0	Suitable for use in food industry: 20 m long high-pressure hose (ID 8) with grey, non-marking outer covering, ANTI!Twist and EASY!Lock hand screw connections.	<input type="checkbox"/>
Longlife food design with screw connections at both ends				
High-pressure hose food grade Longlife, 10 m, ID 8, 400 bar, 2 × EASY!Lock	51	6.110-053.0	With blue, non-marking and animal fat resistant outer covering: durable high-pressure hose (ID 8), 10 m long, ANTI!Twist and EASY!Lock hand screw connection at both ends.	<input type="checkbox"/>
High-pressure hose food grade Longlife, 20 m, ID 8, 400 bar, 2 × EASY!Lock	52	6.110-054.0	Durable high-pressure hose with double steel reinforcement and blue, non-marking and animal fat resistant outer covering. 20 m long with EASY!Lock hand screw connections.	<input type="checkbox"/>
Special hoses				
High-pressure hose curved, 1,5 m, ID 8, 400 bar, 1 × EASY!Lock / 1 × M22 × 1,5	53	6.110-068.0	For connection to hose reels: high-pressure hose, with M 22 × 1,5 connection and curved EASY!Lock hand screw connection. 1,5 m long, suitable for up to 400 bar working pressure.	<input type="checkbox"/>
WEED CONTROL				
WR 50	54	2.114-013.0	In combination with a hot water high-pressure cleaner from Kärcher, the 50 cm wide weed remover WR 50 is ideal for removing weeds. It comes with an adaptive chassis and nozzle adapter.	<input type="checkbox"/>
WR 20	55	2.114-014.0	For thorough weed removal: The WR 20 weed remover for use with a hot water high-pressure cleaner from Kärcher. Equipped with a 20 cm wide nozzle bar and nozzle adapter.	<input type="checkbox"/>
WR 100	56	2.114-015.0	Comfortable and fast weed removal: WR 100 weed remover with chassis, 100 cm wide nozzle bar and integrated nozzle adapter for use with hot water high-pressure cleaners.	<input type="checkbox"/>

Available accessories.

ACCESSORIES FOR HDS 6/15 C

1.169-910.0



57



58-59



60



61



63



64



65-66



68-69




70-71

		Order no.	Description	
WEED CONTROL				
WR 10	57	2.114-016.0	In combination with hot water high-pressure cleaners our WR 10 weed remover enables fast and thorough weed removal. With 10 cm spray head and nozzle adapter.	<input type="checkbox"/>
ECO!BOOSTER				
eco!Booster TR 045	58	2.113-087.0	eco!Booster with 50% more area performance than the Kärcher power nozzle; suitable for delicate surfaces. For cold and hot water high-pressure cleaners (nozzle size 045).	<input type="checkbox"/>
eco!Booster TR 036	59	2.113-083.0	eco!Booster with 50% higher area performance than the Kärcher power nozzle; ideal for delicate surfaces. For cold and hot water high-pressure cleaners (nozzle size 036).	<input type="checkbox"/>
QUICK CONNECT				
Quick coupling	60	2.115-000.0	For fast changes between different spray lances/accessories. Perfect for Kärcher spray unit, suitable for trigger gun/spray lance interface. With M 22 × 1.5 internal thread.	<input type="checkbox"/>
Male coupling	61	2.115-001.0	Hardened stainless steel male coupling for quick coupling 2.115-000. With M 22 × 1.5 external thread.	<input type="checkbox"/>
DRUM AND TANK CLEANING				
Add-on kit mud sucker	62	2.641-798.0	For connection to the high-pressure hose of Kärcher high-pressure cleaners: Powerful sludge suction cleaner for the retrofitting of high-pressure cleaners to dirt pumps.	<input type="checkbox"/>
ADD ON KITS				
Elapsed time counter attachment kit	63	2.853-192.0	Elapsed time counter attachment kit for determining the appliance running time.	<input type="checkbox"/>
OTHER HP ACCESSORIES				
Jet gun	64	2.869-067.0	Short set-up time, easy transport, instant switch off - the jet gun is the affordable cleaning method for all kinds of small to medium-sized areas. Adjustable pressure/water volume.	<input type="checkbox"/>
FLUE PIPE				
Flue gas adapter	65	4.656-149.0	Flue gas adapter with draught damper for flue pipe connection (adapter for HDS burners for connection to a stack system).	<input type="checkbox"/>
	66	4.656-080.0		<input type="checkbox"/>
SEALS FOR TRAPEZOIDAL THREAD				
Gasket set with 9x O-rings for TR thread	67	2.880-001.0		<input type="checkbox"/>
ROTARY NOZZLES (DIRT BLASTERS)				
Dirt blaster, large				
Dirt blaster, large, 040	68	4.114-041.0	The dirt blaster with rotating pencil jet offers 10 times better cleaning performance. Ceramic nozzle and bearing ring for a long service life. Further data: Max. 300 bar, 30 MPa, 85°C.	<input type="checkbox"/>
Dirt blaster, large, 045	69	4.114-042.0		<input type="checkbox"/>
MULTIPLE-JET NOZZLES				
Angled vario nozzle 0-90°				
Angled Vario nozzle, 050	70	4.113-007.0	Variable angle nozzle for spray angle adjustment from 0° to 90°. For easy adjustment to all kinds of soiling and surfaces.	<input type="checkbox"/>

Available accessories.

ACCESSORIES FOR HDS 6/15 C

1.169-910.0



	Order no.	Description	
MULTIPLE-JET NOZZLES			
Angled vario nozzle 0-90°			
Angled Vario nozzle, 055	71	4.113-008.0	Variable angle nozzle for spray angle adjustment from 0° to 90°. For easy adjustment to all kinds of soiling and surfaces.
STEAM JET NOZZLE / NOZZLE PROTECTOR / ROLLOVER NOZZLE			
Rollover nozzle holder			
Owner of jets double brass	72	4.764-012.0	Rollover nozzle holder for contactless changeover from pencil jet to fan jet as well as low-pressure detergent injection via knurled nut. Without nozzle insert. (Additional type-specific power nozzle).
NOZZLE UNION / SPACER			
Nozzle union			
Nozzle screws	73	4.112-011.0	Nozzle screws with protectors for high-pressure and power nozzles
PIPE CLEANING			
Pipe cleaning hose, ID 6			
Pipe cleaning hose, ID 6, 10 m, max. 250 bar	74	6.110-046.0	The 10 m pipe cleaning hose is a highly flexible high pressure hose for pipe interior cleaning (threaded connection for nozzle R 1/8).
Pipe cleaning hose, ID 6, 20 m, max. 250 bar	75	6.110-008.0	The 20 m pipe cleaning hose is a highly flexible high pressure hose for pipe interior cleaning (threaded connection for nozzle R 1/8).
Pipe cleaning hose, ID 6, 30 m, max. 250 bar	76	6.110-047.0	The 30 m pipe cleaning hose is a highly flexible high pressure hose for pipe interior cleaning (threaded connection for nozzle R 1/8).
Pipe cleaning nozzle			
Pipe cleaning dirt blaster D21/040	77	4.765-001.0	The forward-tilted rotating pencil jet removes the most stubborn dirt. The three backwards-tilted jets ensure the necessary forward movement, as well as convenient handling.
Pipe cleaning dirt blaster D21/060	78	4.765-002.0	
Pipe cleaning dirt blaster D30/040	79	4.765-004.0	
Pipe cleaning dirt blaster D30/060	80	4.765-005.0	
Pipe cleaning nozzle 120	81	5.763-089.0	Pipe cleaning nozzle with 24 mm diameter. With 8 nozzles tilted back at a 30° angle.
Pipe cleaning nozzle	82	5.763-015.0	16 mm pipe cleaning nozzle with internal thread. Various jet directions for environmentally-friendly cleaning of blocked drains and pipes.
	83	5.763-016.0	
	84	5.763-017.0	Pipe cleaning nozzle with inner thread. Different spray directions. The hose moves freely through the pipe. (R 1/8" connection, 3 × 30° backwards, diameter 30 mm.)

Available accessories.

ACCESSORIES FOR HDS 6/15 C

1.169-910.0



		Order no.	Description	
PIPE CLEANING				
Pipe cleaning nozzle				
Rotating pipe cleaning nozzle	85	6.415-428.0	Pipe cleaning nozzle with four rotating jets and inner thread. Different spray directions. The hose moves freely through the pipe. With R 1/8" connection.	<input type="checkbox"/>
	86	6.415-440.0	Rotating pipe cleaning nozzle with internal thread and four rotating jets for environmentally-friendly cleaning of blocked drains and pipes.	<input type="checkbox"/>
FLOOR AND HARD SURFACE CLEANER				
Hard Surface Cleaner FRV 30				
Hose fastening attachment kit	87	2.642-528.0	Suction cup for fixing the suction hose to smooth surfaces.	<input type="checkbox"/>
Dirt trap attachment kit	88	2.642-532.0	Galvanised steel bucket for collecting coarse dirt and for fixing the suction hose in outside areas.	<input type="checkbox"/>
FR 30 Me surface cleaner				
Hard Surface Cleaner FR 30 Me	89	2.111-013.0	Hot water resistant stainless steel surface cleaner with double ceramic bearings, non-marking swivel castors and suction hose connection. Ideal for indoor cleaning, e.g. food industry.	<input type="checkbox"/>
Hard Surface Cleaner FR 50				
Surface Cleaner FR 50 Me	90	2.111-023.0	Hot water resistant stainless steel surface cleaner with 500 mm working width. Ideal for large areas. With double ceramic bearings, push handle, non-marking swivel castors and detergent dosing system.	<input type="checkbox"/>
Machine-specific nozzle kits for FR				
Nozzle kit for FR, 500 l/h - 650 l/h	91	2.640-401.0	Nozzle kit includes power nozzles and unions. For Kärcher surface cleaners (500 to 650 l/h).	<input type="checkbox"/>
Nozzle kit for FR, 650 l/h - 850 l/h	92	2.639-187.0	Nozzle kit includes power nozzles and unions. For Kärcher surface cleaners (650 to 850 l/h).	<input type="checkbox"/>
Machine-specific nozzle kits for FRV				
Nozzle kit for FRV, 040	93	2.642-431.0	Machine-specific nozzle kit Kärcher power nozzles and jet nozzle for FRV 30.	<input type="checkbox"/>
Nozzle kit for FRV, 045	94	2.642-432.0	Machine-specific nozzle kit with Kärcher power nozzles and jet nozzle for FRV 30.	<input type="checkbox"/>
FRV 30 Me surface cleaner				
FRV 30 Me Surface Cleaner	95	2.111-012.0	Thanks to automatic suction of the dirty water, the stainless steel FRV 30 Me Surface Cleaner makes surface cleaning more efficient in both inside and outside areas. Hot water cleaning up to 85°C.	<input type="checkbox"/>
Extension hose FRV 30 Me and FRV 50 Me	96	4.441-040.0	5 m extension hose for FRV 30 Me. Includes connecting adapter.	<input type="checkbox"/>
FOAM SYSTEMS				
Cup foam lance				
Cup foam lance Advanced 1, 400 l/h - 600 l/h	97	4.112-063.0	High-quality and robust cup foam lance Advanced 1 with spray angle adjustment and main body made of Eco brass. Suitable for Kärcher high-pressure cleaners with a flow rate of 400 to 600 l/h.	<input type="checkbox"/>
Cup foam lance Advanced 2, 700 l/h - 800 l/h	98	4.112-064.0	Developed for Kärcher high-pressure cleaners without servo control: The cup foam lance Advanced 2 impresses with a main body made of Eco brass for use with aggressive cleaning agents.	<input type="checkbox"/>

Available accessories.

ACCESSORIES FOR HDS 6/15 C

1.169-910.0



		Order no.	Description	
FOAM SYSTEMS				
Cup foam lance				
Cup foam lance DUO Advanced 1, 400 l/h - 600 l/h	99	4.112-067.0	DUO Advanced 1 cup foam lance with two-litre detergent tank and direct switching to high-pressure cleaning. Suitable for Kärcher pressure washers with a flow rate of 400 to 600 l/h.	<input type="checkbox"/>
Cup foam lance DUO Advanced 2, 700 l/h - 800 l/h	100	4.112-068.0	For pressure washers without Servo Control: The DUO Advanced 2 cup foam lance is impressive with its option for direct switching to high-pressure cleaning and two-litre detergent tank.	<input type="checkbox"/>
Cup foam lance Basic 1, 350 l/h - 600 l/h	101	4.112-053.0	For high-pressure cleaners with a flow rate of 350-600 l/h: new, robust and very high-quality Basic 1 cup foam lance with outstanding foam quality while consuming half as much cleaning agent.	<input type="checkbox"/>
Cup foam lance Basic 2, 700 l/h - 800 l/h	102	4.112-054.0	Newly developed, very robust Basic 2 cup foam lance especially for high-pressure cleaners with a flow rate of 700-800 l/h. For excellent foam quality with half the cleaning agent consumption.	<input type="checkbox"/>
1-litre cleaning agent container for cup foam lance basic	103	5.071-414.0	For the quick change of the cleaning agent: Additional 1 litre cleaning agent container for basic foam lance (2.112-053.0, 2.112-054.0 and 2.112-055.0).	<input type="checkbox"/>
1-litre cleaning agent container for cup foam lance advanced	104	6.414-050.0	Additional 1-litre cleaning agent container for quick replacement of the cleaning agent (for foam lance 2.112-017.0 and 2.112-018.0).	<input type="checkbox"/>
Inno Foam Kit				
Inno Foam Set with detergent injector	105	2.112-000.0	High-pressure foam system with double lance (foam nozzle and high-pressure jet for rinsing). For use with mobile and stationary high-pressure and HDS pressure cleaners for cleaning or disinfection.	<input type="checkbox"/>
Inno Foam Set	106	2.112-008.0		<input type="checkbox"/>
Easy Foam Set				
Easy Foam Set with RM injector	107	2.112-010.0	HP foam system for use with HD/HDS units for cleaning and disinfecting. Foam nozzle for connection to lance and HP chemical injector with precision 0-5% metering valve. The machine specific nozzle kit has to be ordered separately.	<input type="checkbox"/>
Easy Foam Set	108	2.112-011.0		<input type="checkbox"/>
Nozzle kits for Inno/Easy Foam Set				
Nozzle kit 060 for Inno / Easy Set 600-700 l/h	109	2.111-018.0	Optimal adaptation to different machine outputs for economic use.	<input type="checkbox"/>
Nozzle kit 090 for Inno / Easy Set 700-1,000 l/h	110	2.111-019.0	Nozzle kit contains Kärcher power nozzles and nozzle inserts. For Inno/Easy-Foam set 700-1000 l/h. For optimal foam system performance.	<input type="checkbox"/>
Foam nozzle mounting kit				
Foam nozzle attachment kit	111	2.112-013.0	Foaming agent kit. The foam nozzle is ideal for use in sanitary areas and the food industry and wherever long application times are necessary.	<input type="checkbox"/>
MIXERS AND INJECTORS				
Cleaning agent injector				
Cleaning agent injector for high and low pressure (without nozzles)	112	4.637-032.0	Detergent injector for independent high and low pressure dosage. Maximum dosage about 15%.	<input type="checkbox"/>

Available accessories.

ACCESSORIES FOR HDS 6/15 C

1.169-910.0



		Order no.	Description	
MIXERS AND INJECTORS				
Cleaning agent injector				
Cleaning agent injector for high pressure (without nozzle)	113	4.637-033.0	Cleaning agent dosage at high pressure 3 - 5 %	<input type="checkbox"/>
Stainless steel injector kit for HD 7/18-4M/HDS 8/18-4C	114	6.645-759.0	The stainless steel injector for HD 7/18-4 M and HDS 8/18-4 C High-pressure cleaners for precise cleaning agent dosage via 10 different inserts.	<input type="checkbox"/>
Machine-specific nozzle kit with order no. 4.637-033.0				
Nozzle kit 500-700 l/h	115	4.769-009.0	For HDS 500 - 700 l/h. Consists of nozzle insert + HP power nozzle + union	<input type="checkbox"/>
Nozzle kit 750-1000 l/h	116	4.769-011.0	For HD/HDS 750 - 1000 l/h. Consists of nozzle insert + HP power nozzle + union	<input type="checkbox"/>
Nozzle insert with order no. 4.637-032.0				
Nozzle insert up to 1,100 l/h - high pressure	117	4.769-003.0	Nozzle insert for detergent injector 3.637-001 for high-pressure detergent application. For high-pressure cleaners with a water flow rate up to 1100 l/h.	<input type="checkbox"/>
Nozzle insert up to 1,100 l/h - low pressure	118	4.769-001.0	For low pressure with machines up to 1.100 l/h	<input type="checkbox"/>
COUPLING PARTS				
Rotary coupling				
Rotary coupling	119	4.111-021.0	Reliably prevents twisting of HP hoses. Connection Easy!Lock. Handle protection	<input type="checkbox"/>
Connector				
Screw socket for surface cleaners and Servo Control controllers	120	4.111-022.0	For attaching high-pressure nozzles and accessory parts to the HD trigger gun (with nozzle screws) - 1 x M 22 x 1.5/1 x M 18 x 1.5.	<input type="checkbox"/>
Y distributor	121	4.111-024.0	Offers the option to connect two spray units to the machine. Installation on the high pressure outlet.	<input type="checkbox"/>
Short spray unit	122	4.111-038.0	For attaching high-pressure nozzles and accessory parts to HP trigger gun (with nozzle screws). Not compatible with triple nozzles.	<input type="checkbox"/>
EASY!Lock adapter				
Adapter 1 M22AG-TR22AG	123	4.111-029.0	Adapter 1 to connect the old hose with the new hose	<input type="checkbox"/>
Adapter 2 M22IG-TR22AG	124	4.111-030.0	Adapter 2 to connect the old device with the new hose and the old gun with the new hose	<input type="checkbox"/>
Adapter 3 M22IG-TR22AG	125	4.111-031.0	Adapter 3 to connect the old gun with the new spray lance and new servo regulator	<input type="checkbox"/>
Adapter 4 TR22IG-D11	126	4.111-032.0	Adapter 4 to connect the new gun with the old swivel hose	<input type="checkbox"/>

Available accessories.

ACCESSORIES FOR HDS 6/15 C

1.169-910.0



		Order no.	Description	
COUPLING PARTS				
EASY!Lock adapter				
Adapter 5 TR22IG-M22AG	127	4.111-033.0	Adapter 5 to connect the new gun with the old spray lance and new servo regulator with the old spray lance	<input type="checkbox"/>
Adapter 6 TR22IG-M22AG	128	4.111-034.0	Adapter 6 to connect the new device with the old hose and the old hose with the new gun	<input type="checkbox"/>
Adapter 7 M18IG-TR20AG	129	4.111-035.0	Adapter 7 to connect the old spray lance with the new nozzle	<input type="checkbox"/>
Adapter 8 TR20IG-M18AG	130	4.111-036.0	Adapter 8 to connect the new spray lance with the old nozzle	<input type="checkbox"/>
Adapter hose extension 9 TR	131	4.111-037.0	Adapter 9 to connect the new hose with the new hose	<input type="checkbox"/>
Adapter 12 rotary coupling EASY!Lock 22 IG - M22 x 1.8 AG	132	4.111-046.0	Rotatable adapter for connecting EASY!Force high-pressure gun and high-pressure hoses with M 22x1.5 connection	<input type="checkbox"/>
HOSE REELS				
Manual hose reel attachment kit				
Hose reel attachment kit for HDS compact class, 20 m	133	2.110-010.0	Hose reel attachment kit for installation on the machine. For secure and space-saving storage of the high-pressure hoses (with a connection hose for the machine high-pressure outlet). Rotatable under pressure with connection for male coupling.	<input type="checkbox"/>
Automatic, self-winding hose reels for wall mounting				
Automatic plastic hose reel incl. high-pressure hose, 15 m	134	2.639-257.0	Spring-mounted and ready-to-use automatic hose reel for wall mounting. Simplifies handling of the high-pressure hose, shortens set-up times and increases occupational safety.	<input type="checkbox"/>
Automatic hose reel, powder-coated steel / plastic, 20 m	135	6.392-074.0	Automatic hose reel for 20 m high-pressure hose. The console is made from powder-coated steel, the drum is made from plastic.	<input type="checkbox"/>
Automatic stainless steel / synthetic material hose drum, 20 m	136	6.392-083.0	Automatic hose reel for 20 m high-pressure hose. The console consists of stainless steel, the drum is made from plastic.	<input type="checkbox"/>
Automatic hose reel, coated, 20 m	137	6.392-106.0	Automatic hose reel of durable plastic. Painted steel bracket. Suitable for 20 m high-pressure hose.	<input type="checkbox"/>
Hose reel, automatic, basalt grey-coated, 20 m	138	6.392-105.0	Automatic hose reels provide the highest level of safety and convenience for winding and unwinding HP hoses. For example: order no. 6.110-011.0 (ID 8, 20 m, 315 bar) or order no. 6.110-028.0 (ID 8, 20 m, 400 bar Longlife).	<input type="checkbox"/>
Automatic hose reel, stainless steel, includes swivel holder, 20 m	139	6.392-076.0	Automatic stainless steel hose reel. With swivel holder. Suitable for 20 m high-pressure hose.	<input type="checkbox"/>
Automatic stainless steel hose reel, 40 m	140	6.392-442.0	Automatic hose reels provide the highest level of safety and convenience for winding and unwinding HP hoses. Compatible high-pressure hose, e.g. order no. 6.110-076.0 (ID 8, 40 m, 400 bar, 1x hose reel connection attachment kit).	<input type="checkbox"/>

Available accessories.

ACCESSORIES FOR HDS 6/15 C

1.169-910.0

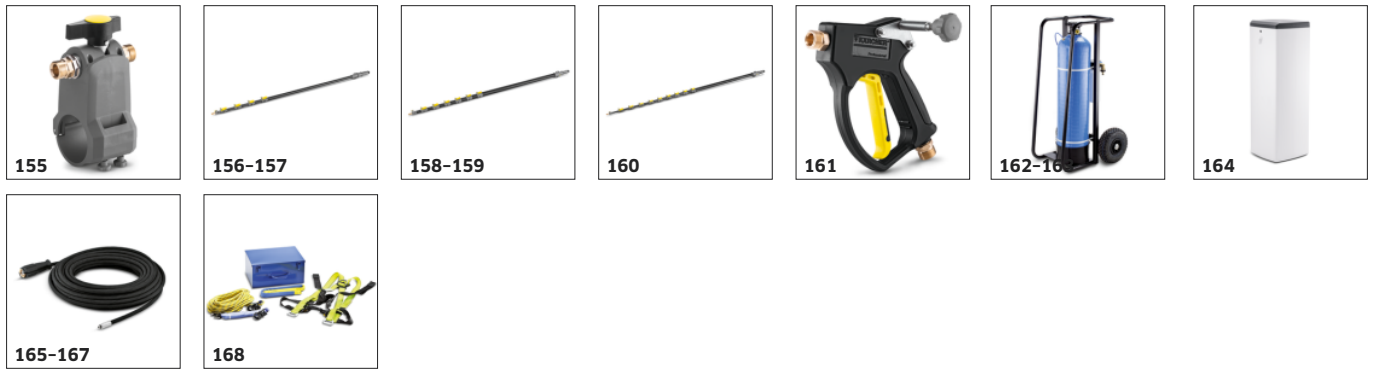


		Order no.	Description	
HOSE REELS				
Automatic, self-winding hose reels for wall mounting				
Zinc-coated swivel holder	141	2.639-931.0	Swivel holder for automatic hose reel wall mounting. For maximum action radius and flexibility of high-pressure hose. Rotatable 120°. Galvanised steel.	<input type="checkbox"/>
Stainless steel swivel holder	142	2.641-867.0	Swivelling wall bracket made of high-grade steel (for 2.641-866). This makes maximum flexibility and convenience possible when working with the HP hose.	<input type="checkbox"/>
Automatic, self-winding hose reel attachment kit				
Attachment kit automatic hose reel HDS C	143	2.110-012.0	Complete automatic hose reel attachment kit for HDS compact class. Simple installation and all unit functions are accessible. Offers maximum convenience when winding and unwinding the HP hose. Contains: Automatic hose reel, HP hose and all connection parts.	<input type="checkbox"/>
Attachment kit automatic hose reel holder HDS C	144	2.110-013.0	Holder includes connection material for installing an automatic hose reel to machines from the HDS compact class.	<input type="checkbox"/>
FACADE AND SOLAR PANEL CLEANING				
Brushes				
Drive for roller brush 500	145	4.762-584.0	Hydraulic drive for rotating roller brushes. For cleaning façades or solar power installations with our professional high-pressure cleaners. Installation on spray lance or telescopic lance.	<input type="checkbox"/>
Splash guard for roller brush 500	146	4.762-621.0	Splash guard with velcro fastening for rotating roller brush. Clear view of the brush thanks to transparent film, with protection against splashes at the same time.	<input type="checkbox"/>
Roller brush 500 soft	147	4.762-623.0	Soft brush attachment for use with hydraulic drive (4.762-584.0). Ideal for glass and solar power installation cleaning. Easy quick-change system and secure mounting on drive.	<input type="checkbox"/>
Roller brush 500 medium	148	4.762-624.0	Medium-hard brush attachment for use with hydraulic drive (4.762-584.0). Suitable for sensitive façades, foils and fabrics. Easy and safe quick-change system.	<input type="checkbox"/>
Roller brush 500 hard	149	4.762-625.0	Hard brush attachment for use with hydraulic drive (4.762-584.0). For rough façades, stone and wooden patios. Safe and easy quick-change system.	<input type="checkbox"/>
Brush hard	150	6.960-133.0	Brush with hard bristles for cleaning industry façades and floor coverings and removing coarse dirt. Simple installation on telescopic lances or high-pressure lances from Kärcher.	<input type="checkbox"/>
Brush medium	151	6.960-134.0	Optimally cleans façades, roller shutters and textile fabrics: the brush with medium-hard bristles for fast and simple attachment to telescopic lances or high-pressure lances from Kärcher.	<input type="checkbox"/>
Brush soft	152	6.960-135.0	For simple installation on telescopic lances or high-pressure lances from Kärcher: brush with soft bristles for deep cleaning of sensitive surfaces such as glass or solar systems.	<input type="checkbox"/>
iSolar 800 Advanced	153	6.368-094.0	iSolar 800 water-driven brush head, 800 mm wide, for water flow rates of 700-1,000 l/h. With two contra-rotating disc brushes and flexible angle joint. For photovoltaic systems.	<input type="checkbox"/>
iSolar 400 Advanced	154	6.368-092.0	iSolar 400 brush for water flow rate of 700-1,000 l/h. The water-driven disc brush with a width of 400 mm cleans small to medium-sized photovoltaic systems. Also perfect for use on elevated systems.	<input type="checkbox"/>

Available accessories.

ACCESSORIES FOR HDS 6/15 C

1.169-910.0



	Order no.	Description	
FACADE AND SOLAR PANEL CLEANING			
Telescopic lances			
TL low pressure adapter	155	4.580-097.0 TL low-pressure adapter comprising ball valve for tool-free installation on telescopic lances. Ideal for applications with rotating high-pressure brushes.	<input type="checkbox"/>
Telescopic lance TL 7 F	156	4.762-609.0 Telescopic lance TL 7 F with up to 7 m reach made from robust and lightweight glass fibre. With practical quick-release fasteners for simple retraction and extension.	<input type="checkbox"/>
Telescopic lance TL 7 H	157	4.762-610.0 Multifunctional hybrid telescopic lance TL 7 H made of rigid and lightweight carbon-glass fibre mix. Telescopic thanks to quick-release fastenings. Up to 7 m reach.	<input type="checkbox"/>
Telescopic lance TL 10 H	158	4.762-611.0 Up to 10 m reach: hybrid telescopic lance TL 10 H. Comprising carbon-glass fibre mix and suitable for multifunctional use. Simple retraction and extension thanks to quick-release fasteners.	<input type="checkbox"/>
Telescopic lance TL 10 C	159	4.762-612.0 Carbon fibre telescopic lance TL 10 C. With up to 10 m reach and practical quick-release fasteners. Multifunctional use for cleaning facades, windows or solar panels.	<input type="checkbox"/>
Telescopic lance TL 14 C	160	4.762-613.0 Maximum rigidity with minimum weight: telescopic lance TL 14 C made from carbon fibre. Enormous reach of 14 m, multifunctional use and easy to use thanks to quick-release fasteners.	<input type="checkbox"/>
TL high pressure adapter	161	4.775-154.0 TL high-pressure adapter, flexible high-pressure gun for high-pressure cleaning with telescopic lances. Ergonomic, easy to install, suitable for right- and left-handed individuals.	<input type="checkbox"/>
Water softening			
WS 50	162	6.368-463.0 The mobile WS 50 water softening unit prevents lime residue from forming on cleaned surfaces. This is achieved by an ion-exchange resin that removes the dissolved limescale from the water.	<input type="checkbox"/>
WS 100	163	6.368-464.0 The mobile WS 100 water softening unit prevents lime residue from forming on cleaned surfaces. This is achieved by an ion-exchange resin that removes the dissolved limescale from the water.	<input type="checkbox"/>
WS Regenerator	164	6.368-465.0 With the WS Regenerator regeneration system, the softening cartridges of the water softening units WS 50 and WS 100 can be backflushed and regenerated at the push of a button.	<input type="checkbox"/>
Hoses			
iSolar HP hose 7	165	6.392-978.0 High-quality, flexible HP hose (with rubber covering) for the iSolar TL 7. The outer layer has especially good sliding properties when extending and retracting the telescopic rod.	<input type="checkbox"/>
iSolar HP hose 10	166	6.392-977.0 High-quality, flexible HP hose (with rubber covering) for the iSolar TL 10. The outer layer has especially good sliding properties when extending and retracting the telescopic rod.	<input type="checkbox"/>
iSolar HP hose 14	167	6.392-976.0 High-quality, flexible HP hose (with rubber covering) for the iSolar TL 14. The outer layer has especially good sliding properties when extending and retracting the telescopic rod.	<input type="checkbox"/>
Attachment kits and adapters			
iSolar fall protection	168	6.988-152.0 Certified personal security system for rooftop work. Contents: Travelling fall arrestor with shock absorber and 15 m kernmantle rope, harness, anchoring sling and sheet steel case.	<input type="checkbox"/>

Available accessories.

ACCESSORIES FOR HDS 6/15 C

1.169-910.0



		Order no.	Description	
WET BLASTING ATTACHMENT				
Wet blasting attachment (without nozzle)				
Wet blasting attachment with flow control (without nozzles)	169	4.115-000.0	Paint, rust and scale removal made easy: Kärcher wet blasting attachment with flow control for adding blasting abrasive to the high-pressure jet.	<input type="checkbox"/>
Wet blasting attachment without flow control (nozzles not included)	170	4.115-006.0	Addition of spray agent to the high pressure jet. For paint stripping, rust removal and descaling. Assembly on spray lance instead of high-pressure nozzle. Without water flow regulation	<input type="checkbox"/>
Nozzle kits for wet jet unit				
Nozzle kit for wet jet unit 040	171	2.112-019.0	Nozzle kit with wet blasting nozzle and nozzle insert (type specific). For optimal Kärcher wet blasting attachment performance. Only in combination with wet blasting attachment 4.115-000.0 4.115-006.0.	<input type="checkbox"/>
Nozzle kit for wet jet unit 045	172	2.112-022.0		<input type="checkbox"/>
Boron carbide nozzle				
Boron carbide nozzle, for machines up to 1,000 l/h	173	6.415-084.0	In addition to nozzle packs. Very wear-resistant nozzle with boron carbide chuck for continuous-duty operation.	<input type="checkbox"/>
DRUM AND TANK CLEANING				
Barrel and tank cleaning				
Barrel cleaner BC 14/12	174	2.112-020.0	The BC 14/12 barrel cleaner is a spray unit for the interior cleaning of containers and barrels - especially oak barrels with a capacity of between 225 and 600 litres.	<input type="checkbox"/>
Nozzle kit for spray head HKF 50 (3.631-009.0 / 3.631-039.0)				
High-pressure full jet nozzle 030 for interior cleaning heads	175	6.415-444.0	High-pressure full jet nozzle 030 for interior cleaning heads with a spray angle of 0°, made of hardened stainless steel and with 1/8-inch thread.	<input type="checkbox"/>
High-pressure full jet nozzle 090 for interior cleaning heads	176	6.415-447.0	High-pressure full jet nozzle 090 for interior cleaning heads with a spray angle of 0°, made of hardened stainless steel and with 1/8-inch thread.	<input type="checkbox"/>
Double grip for precise control of spray head	177	2.863-036.0	Double handle. Precise control of the spray head	<input type="checkbox"/>
1/8" screw plug for interior cleaning heads	178	5.411-061.0	Screw plug for high-pressure interior cleaning heads with 1/8-inch thread.	<input type="checkbox"/>
WATER CONNECTION				
Geka coupling				
Geka connector with hose barb, R 1/2"	179	6.388-461.0	with hose liner	<input type="checkbox"/>
Geka connector with hose barb, R 3/4"	180	6.388-455.0		<input type="checkbox"/>
Geka connector with hose barb, R 1"	181	6.388-465.0	with hose barb	<input type="checkbox"/>
Geka connector with internal thread, R 1"	182	6.388-458.0	with female thread	<input type="checkbox"/>

Available accessories.

ACCESSORIES FOR HDS 6/15 C

1.169-910.0



	Order no.	Description		
WATER CONNECTION				
Suction filter				
Water suction filter	183	6.414-956.0	Suitable for ponds, storage tanks or similar, polyamide filter casing, stainless steel strainer, 800 µm mesh, R 3/4" and R 1" connection, without non-return valve	<input type="checkbox"/>
Suction filter with check valve	184	4.730-012.0	Brass suction filter suitable for ponds, storage tanks, etc. With check valve.	<input type="checkbox"/>
Water fine filter				
Universal water fine filter, 25 µm	185	2.637-020.0	Water fine filter, mesh size 25 µm, max. temperature 50 °C. Protects the machine from small dirt particles in the water. Water volume up to 1200 l/h. 3/4" connection, with 1" adapter.	<input type="checkbox"/>
Water fine filter, with adapter	186	4.730-102.0	Fine-mesh water filter, 125 µm, max. temperature 50°C. Protects the high-pressure cleaner from dirt particles contained in the water. Water flow rate up to 1200 l/h. Connection 3/4", with adapter, 1".	<input type="checkbox"/>
Water fine filter, 100 µm, R 1"	187	2.638-270.0	Fine-mesh water filter, 100 µm, max. temperature 60°C. Connects to high-pressure cleaner. Protects the high-pressure cleaner from dirt particles contained in the water. Water flow rate up to 1200 l/h. Connector 1".	<input type="checkbox"/>
Water supply hose				
Water supply hose	188	4.440-038.0	NW 13 R1" / R 3/4", up to 30 °C	<input type="checkbox"/>
	189	4.440-207.0	NW 19 R1" / R 3/4", up to 85 °C, for pick-up	<input type="checkbox"/>
WASHING BRUSHES				
Push-on washing brush				
Push-on wash brush	190	4.113-001.0	For universal use for surface cleaning. Mounted using clamp directly at the spray lance. TR thread connection	<input type="checkbox"/>
Rotating washing brush				
Rotating wash brush for < 1000 l/h machines, nylon bristles	191	4.113-004.0	The rotating wash brush gently removes fine dust and traffic film from all surfaces. Temperature resistant up to 60°C. (M 18 × 1.5, replaceable brush insert).	<input type="checkbox"/>
Rotating wash brush for machines < 1000 l/h, natural bristles	192	4.113-003.0	Driven by water stream. Gently removes fine dust and traffic film from any surface. Temperature resistant up to 60°C, M 18 × 1.5 (replaceable brush insert).	<input type="checkbox"/>
ADD ON KITS				
Flame monitoring attachment kit				
Flame monitoring attachment kit for HDS Compact, Middle and Super Class	193	2.644-475.0	Light sensor for monitoring the burner flame. How the light sensor works: the fuel supply is shut off if the flame goes out.	<input type="checkbox"/>
Remote control set				
Remote control attachment kit for HDS compact, middle and super class	194	2.394-005.0	Remote control for HDS compact, medium and super class machines. Functions: on/off, hot/cold water, detergent on/off. For mounting to a wall. Simple installation on the control unit.	<input type="checkbox"/>

Available accessories.