

KM 70/20 C 2SB

Manual sweeper for cleaning indoors and outdoors. With a 6-stage adjustable main sweeper roller and two fully adjustable side brushes for optimum cleaning results.



Order no.

1.517-107.0

- Roller brush driven by both wheels
- Push handle adjustable in 3 positions
- Roller brush and side brushes continuously adjustable

Technical data

EAN code		4039784718036
Drive type		manual
Max. area performance	m ² /h	3680
Working width	mm	480
Working width with 1 side brush	mm	700
Working width with two side brushes	mm	920
Tank volume, gross/net	l	42 / 20
Colour		anthracite
Weight (with accessories)	kg	23
Weight, ready to uset	kg	26
Package weight	kg	27.8
Packaging dimensions (L × W × H)	mm	795 / 400 / 935
Dimensions (L × W × H)	mm	1300 / 765 / 1035

Equipment

Fine dust filter	■
Sweeper drive, manual	■
Main sweeper roller adjustable	■
Foldable push handle	■
Dustpan principle	■
Outdoor use	■
Indoor use	■

■ Included in the scope of supply.



Drive of main sweeper roller

- Main sweeper roller is driven by both wheels – for an even sweeping result in left and right turns.



Large waste container




- Ergonomic container handle for easy operation and emptying.



Dust filter

- Dust filter cleans the exhaust air and prevents dust from flying up during sweeping.

ACCESSORIES FOR KM 70/20 C 2SB 1.517-107.0



		Order no.	Description	
MAIN SWEEPER ROLLER				
Standard roller brush				
Reversing rolling mill standard KM70/20	1	6.907-783.0	Tough standard roller brush with moisture-proof universal bristles for normal soiling on all surfaces. Extremely durable.	<input checked="" type="checkbox"/>
Standard roller brush	2	6.906-041.0		<input checked="" type="checkbox"/>
Main sweeper roller, soft				
Main sweeper roller, soft	3	6.903-995.0	Sweeps fine dust on all surfaces indoors and outdoors	<input type="checkbox"/>
Main sweeper roller, hard				
Main sweeper roller, hard	4	6.903-999.0	For the removal of stubborn dirt outdoors	<input type="checkbox"/>
SIDE BRUSHES				
Standard side brushes				
Spare parts set side broom	5	2.884-935.0	Standard side brush with moisture-proof universal bristles for normal soiling on all surfaces. Extremely durable.	<input checked="" type="checkbox"/>
FILTERS				
Foam filter				
Filter element	6	5.731-642.0	Plastic filter, water-resistant, washable, reduces maintenance costs.	<input checked="" type="checkbox"/>
OTHER ACCESSORIES SCRUBBER DRIERS				
Home Base accessories				
ABS litter picker set	7	2.640-908.0	For picking up refuse.	<input type="checkbox"/>

Included in the scope of supply. Available accessories.