

KM 70/30 C BP ADV

Manual sweeper for convenient cleaning indoors and outdoors. With electrically driven sweeper roller and side brush, as well as a flat pleated filter for user-friendly, low-dust sweeping.



Order no. 1.517-212.0

- With charger and batteries (Bp Pack version)
- Electrically powered main sweeper roller and side brush
- Infinitely adjustable sweeper roller and side brush

Technical data

EAN code		4039784718081
Drive type		Manual
Drive - Power	V / W	12 / 195
Max. area performance	m²/h	2800
Working width	mm	480
Working width with 1 side brush	mm	700
Tank volume, gross/net	l	42 / 30
Filter area	m²	0.61
Battery runtime	h	max. 2.5
Colour		anthracite
Weight (with accessories)	kg	38
Weight, ready for operation	kg	35
Dimensions (L × W × H)	mm	1240 / 710 / 1150

Equipment

Fine dust filter	■
Flat pleated filter	Paper
Sweeper drive, electric	■
Adjustable main sweeper roller	■
Manual filter cleaning	■
Foldable push handle	■
Dustpan principle	■
Suction	■
Outdoor use	■
Indoor use	■

■ Included in the scope of supply.



Adjustable push handle

- Three adjustment options for maximum ergonomics.
- Space-saving parking position thanks to folding design.



EASY Operation operating concept





- Easy to use programme selector switch.



Easy to transport

- Front and rear carrying handles for easy transport and loading into a car

ACCESSORIES FOR KM 70/30 C BP ADV 1.517-212.0



		Order no.	Description	
FLAT PLEATED FILTER, STANDARD, BIA C OR UP TO DUST CLASS M				
Flat pleated filter, paper				
Dry flat pleated filter	1	6.904-367.0	Dry flat pleated filter made from cellulose fibre material with a green label. Suitable for vacuuming fine dust and coarse dirt from dust classes L and M.	■
Flat pleated filter, PES				
Flat-pleated filter packaged neutrally m	2	6.904-080.0		□
MAIN SWEEPER ROLLER				
Standard roller brush				
Reversing rolling mill standard KM70/20	3	6.907-783.0	Tough standard roller brush with moisture-proof universal bristles for normal soiling on all surfaces. Extremely durable.	■
Standard roller brush	4	6.906-041.0		■
Main sweeper roller, soft				
Main sweeper roller, soft	5	6.903-995.0	Sweeps fine dust on all surfaces indoors and outdoors	□
Main sweeper roller, hard				
Main sweeper roller, hard	6	6.903-999.0	For the removal of stubborn dirt outdoors	□
Main sweeper roller, antistatic				
Main sweeper roller, antistatic	7	6.907-023.0	For sweeping surfaces subject to static build up (e.g. carpets, artificial turf)	□
SIDE BRUSHES				
Standard side brushes				
Spare parts set side broom	8	2.884-935.0	Standard side brush with moisture-proof universal bristles for normal soiling on all surfaces. Extremely durable.	■
FILTERS				
Foam filter				
Filter element	9	5.731-625.0	Plastic filter, water-resistant, washable, reduces maintenance costs.	■
KITS				
Fleet mounting kit				
Attachment kit Plug-in Connect Module	10	2.644-391.0	The IoT module* is used to transmit information on the location and operating hours of battery-powered Kärcher cleaning machines and third-party devices to the equipment management system.	□
OTHER ACCESSORIES SCRUBBER DRIERS				
Home Base accessories				
ABS litter picker set	11	2.640-908.0	For picking up refuse.	□

■ Included in the scope of supply. □ Available accessories.