

## HD 8/18-4 ST

Easy to handle, robust and powerful: stationary cold water high-pressure cleaner with 800 l/h and 180 bar for continuous use in tough working conditions.



Made in Germany



Order no. **1.524-962.0**

- 4-pole water-cooled motor and robust crankshaft pump with ceramic piston

### Technical data

|                           |           |                 |
|---------------------------|-----------|-----------------|
| EAN code                  |           | 4066529057136   |
| Number of current phases  | Ph        | 3               |
| Voltage                   | V         | 400             |
| Frequency                 | Hz        | 50              |
| Flow rate                 | l/h       | 500 - 800       |
| Working pressure          | bar / MPa | 180 / 18        |
| Max. pressure             | bar / MPa | 240 / 24        |
| Inlet temperature         | °C        | 60              |
| Connected load            | kW        | 5.5             |
| Protection                | A         | 16              |
| Power cable               | m         | 5               |
| Water inlet               |           | 1"              |
| Number of users           |           | 1               |
| Portability               |           | stationary      |
| Weight (with accessories) | kg        | 68              |
| Weight incl. packaging    | kg        | 77.8            |
| Dimensions (L × W × H)    | mm        | 800 × 605 × 600 |


This machine requires instruction.

### Scope of supply

|                                       |
|---------------------------------------|
| Servo Control                         |
| Power nozzle                          |
| Frame and cover: Steel, powder-coated |
| Prepared for Servo Control            |
| Pre-equipped for a detergent inlet    |

### Equipment

|                                      |
|--------------------------------------|
| Crankshaft pump with ceramic pistons |
| Dry-running protection               |
| Large water fine filter              |
| Storage tank with float valve        |
| Prepared for remote operation        |
| RM1 dosage                           |
| Sight glass for oil level            |
| Oil dipstick                         |
| Water-cooled motor                   |



## Durable and robust

- 4-pole water-cooled electric motor.
- Robust crankshaft pump with brass cylinder head and high-quality materials ensure a long service life.
- Reliable and durable Kärcher high-performance crankshaft pump ensures optimal pressure.



## High-quality equipment

- Storage tank with float valve and dry-running protection.
- Robust frame and cover made of powder-coated steel.
- Ready for connection of remote controls.



## Easy operation

- Just one rotary switch for all functions guarantees simple operation without long training times.
- Practical error display informs users immediately and saves time.
- Self-explanatory symbols and a clearly-arranged operating field for easy comprehension and increased productivity.

## ACCESSORIES FOR HD 8/18-4 ST 1.524-962.0



|                                     | Order no.      | Description  |                                     |
|-------------------------------------|----------------|--|-------------------------------------|
| <b>KÄRCHER POWER NOZZLE</b>         |                |  |                                     |
| <b>Power nozzle spray angle 25°</b> |                |  |                                     |
| Power nozzle 25°, 043               | 1 2.113-008.0  | Fan jet nozzle with 25° spray angle, suitable for large areas and removing stubborn dirt and stains. | <input checked="" type="checkbox"/> |
| Power nozzle 25°, 045               | 2 2.883-398.0  |  | <input type="checkbox"/>            |
| Power nozzle 25°, 050               | 3 2.883-399.0  |  | <input type="checkbox"/>            |
| Power nozzle 25°, 047               | 4 2.113-009.0  |  | <input type="checkbox"/>            |
| Power nozzle 25°, 052               | 5 2.883-400.0  |  | <input type="checkbox"/>            |
| Power nozzle . 048                  | 6 2.113-010.0  | Fan jet nozzle for large-area coverage and stubborn dirt and stains.                                 | <input type="checkbox"/>            |
| Power nozzle . 055                  | 7 2.883-401.0  | Fan jet nozzle for large area coverage and stubborn dirt and stains.                                 | <input type="checkbox"/>            |
| <b>HP nozzle spray angle 0°</b>     |                |  |                                     |
| Power nozzle 0°, 045                | 8 2.113-033.0  | High-pressure nozzle with powerful jet for extremely stubborn dirt.                                  | <input type="checkbox"/>            |
|                                     | 9 2.884-534.0  |  | <input type="checkbox"/>            |
| Power nozzle 0°, 050                | 10 2.113-034.0 |  | <input type="checkbox"/>            |
|                                     | 11 2.884-535.0 |  | <input type="checkbox"/>            |
| Power nozzle 0°, 055                | 12 2.113-035.0 |  | <input type="checkbox"/>            |
|                                     | 13 2.884-536.0 |  | <input type="checkbox"/>            |
| <b>Power nozzle spray angle 15°</b> |                |  |                                     |
| Power nozzle 15°, 045               | 14 2.113-046.0 | Fan jet nozzle with 15° spray angle suitable for stubborn dirt.                                      | <input type="checkbox"/>            |

■ Included in the scope of supply. □ Available accessories.


## ACCESSORIES FOR HD 8/18-4 ST 1.524-962.0



|                                     |    | Order no.   | Description   |                          |
|-------------------------------------|----|-------------|---|--------------------------|
| <b>KÄRCHER POWER NOZZLE</b>         |    |             |   |                          |
| <b>Power nozzle spray angle 15°</b> |    |             |   |                          |
| Power nozzle 15°, 055               | 15 | 2.113-047.0 | Fan jet nozzle with 15° spray angle suitable for stubborn dirt.   | <input type="checkbox"/> |
| Power nozzle 15°, 045               | 16 | 2.883-389.0 |   | <input type="checkbox"/> |
| Power nozzle 15°, 055               | 17 | 2.883-390.0 |   | <input type="checkbox"/> |
| <b>Power nozzle spray angle 40°</b> |    |             |   |                          |
| Power nozzle 40°, 045               | 18 | 2.113-053.0 | Power nozzle with a 40° spray angle and fan jet, suitable for large areas and sensitive surfaces.   | <input type="checkbox"/> |
| Power nozzle 40°, 050               | 19 | 2.113-054.0 |   | <input type="checkbox"/> |
| Power nozzle 40°, 045               | 20 | 2.884-523.0 |   | <input type="checkbox"/> |
| Power nozzle 40°, 055               | 21 | 2.113-055.0 |   | <input type="checkbox"/> |
| Power nozzle 40°, 050               | 22 | 2.884-524.0 |   | <input type="checkbox"/> |
| Power nozzle 40°, 055               | 23 | 2.884-525.0 |   | <input type="checkbox"/> |
| <b>TRIGGER GUNS</b>                 |    |             |   |                          |
| <b>Spray guns</b>                   |    |             |   |                          |
| Pistol TR 155°C with package        | 24 | 4.119-002.0 | High-quality Classic spray gun with robust valve. Also suitable for Kärcher hot water high-pressure cleaners.   | <input type="checkbox"/> |
| M22 Classic spray gun               | 25 | 4.760-843.0 |   | <input type="checkbox"/> |
| EASY!Force Advanced                 | 26 | 4.118-005.0 | Effortless, not energy-sapping: the EASY!Force high-pressure gun uses the recoil force of the high-pressure jet to reduce the holding force for the operator to zero.     | <input type="checkbox"/> |
| EASY!Force Food                     | 27 | 4.118-015.0 | Perfect for the food industry: the EASY!Force high-pressure gun with full ceramic valve enables fatigueless working due to virtually zero holding force for the operator. | <input type="checkbox"/> |
| High-End HD Trigger Gun             | 28 | 4.118-011.0 | Robust, durable high-end spray gun for use in the food industry and industry. Very low pressure loss - even with water volumes up to 2500 l/h.                            | <input type="checkbox"/> |

Available accessories.


## ACCESSORIES FOR HD 8/18-4 ST 1.524-962.0



|  |    | Order no.   | Description   |                          |
|--|----|-------------|---|--------------------------|
| <b>TRIGGER GUNS</b>  |    |             |   |                          |
| <b>Spray guns</b>  |    |             |   |                          |
| High-end HP Food trigger gun                               | 29 | 4.775-825.0 | High-end spray gun with optimised flow. Low pressure losses, even with water flows of up to 2,500 l/h. Robustness and durability for professional use. Food-safe and saltwater-resistant materials offer the best prerequisites for use in the food industry and for commercial use. Connector for HD hoses M 22 x 1.5. | <input type="checkbox"/> |
| <b>Servo control</b>                                       |    |             |   |                          |
| Servo Control, 750 l/h - 1100 l/h                          | 30 | 4.118-008.0 | Water quantity and pressure regulated directly from the hand spray gun.   | <input type="checkbox"/> |
| Servo Control, food, 750 l/h - 1100 l/h                    | 31 | 4.118-016.0 | Water flow and pressure control on the trigger gun. Food-grade, parts in contact with water are stainless steel.  | <input type="checkbox"/> |
| Servo Control, 750 l/h - 1100 l/h                          | 32 | 4.775-470.0 | Water flow and pressure control on the trigger gun.   | <input type="checkbox"/> |
| Servo Control, stainless steel version, 750 l/h - 1100 l/h | 33 | 4.775-800.0 | Water volume and pressure regulation directly from the spray gun. Version for the food industry, water-carrying components made from stainless steel.   | <input type="checkbox"/> |
| <b>SPRAY LANCES</b>  |    |             |   |                          |
| <b>Rotating spray lances</b>                               |    |             |   |                          |
| Jet pipe with transport packaging, 840 mm                  | 34 | 4.119-003.0 | Rotating Classic spray lance with ergonomic handle bowls in a robust and high-quality stainless steel design. Also suitable for Kärcher hot water high-pressure cleaners.   | <input type="checkbox"/> |
| Spray lance Classic EASY!Lock, 1050 mm                     | 35 | 4.119-008.0 | High-pressure spray lance with EASY!Lock screw connections from the Classic series from Kärcher. Also suitable for Kärcher hot water high-pressure cleaners.  | <input type="checkbox"/> |
| Jet pipe Classic TR 100mm, 100 mm                          | 36 | 4.119-013.0 | Rotating Classic spray lance with ergonomic handle bowls in a robust and high-quality stainless steel design. Also suitable for Kärcher hot water high-pressure cleaners.   | <input type="checkbox"/> |
| Jet pipe Classic TR 200mm, 200 mm                          | 37 | 4.119-014.0 |   | <input type="checkbox"/> |
| Jet pipe Classic TR 400mm, 400 mm                          | 38 | 4.119-015.0 |   | <input type="checkbox"/> |
| LED nozzle light   | 39 | 2.680-002.0 | Bright, lightweight LED work light for direct mounting on spray lance of EASY!Force high-pressure gun. Better view in unfavourable lighting conditions for up to 5 working hours.   | <input type="checkbox"/> |
| Spray lance, 250 mm, rotatable                             | 40 | 4.112-027.0 | Spray lance, 250 mm, rotatable, ergonomic   | <input type="checkbox"/> |
| Spray lance, 400 mm, rotatable                             | 41 | 4.112-024.0 | Spray lance, 400 mm, rotatable, ergonomic   | <input type="checkbox"/> |
| Spray lance, 600 mm, rotatable                             | 42 | 4.112-007.0 | 600 mm stainless steel lance (manual coupling) with ergonomic handle for ease of use and protection. Rotatable 360° under pressure.   | <input type="checkbox"/> |

Available accessories.

## ACCESSORIES FOR HD 8/18-4 ST 1.524-962.0



|                                 |    | Order no.   | Description   |                          |
|---------------------------------|----|-------------|---|--------------------------|
| <b>SPRAY LANCES</b>             |    |             |   |                          |
| <b>Rotating spray lances</b>    |    |             |   |                          |
| Spray lance, 840 mm, rotatable  | 43 | 4.112-006.0 | 850 mm stainless steel lance (manual coupling) with ergonomic handle for ease of use and protection. Rotatable 360° under pressure.             | <input type="checkbox"/> |
| Spray lance, 1050 mm, rotatable | 44 | 4.112-000.0 | 1050 mm stainless steel lance (manual coupling) with ergonomic handle for ease of use and protection. Rotatable 360° under pressure.            | <input type="checkbox"/> |
| Spray lance, 1550 mm, rotatable | 45 | 4.112-018.0 | 1550 mm stainless steel lance (manual coupling) with ergonomic handle for ease of use and protection. Rotatable 360° under pressure.            | <input type="checkbox"/> |
| Spray lance, 2050 mm, rotatable | 46 | 4.112-021.0 | 2050 mm stainless steel lance (manual coupling) with ergonomic handle for ease of use and protection. Rotatable 360° under pressure.            | <input type="checkbox"/> |
| Spray lance, 600 mm, rotatable  | 47 | 4.760-664.0 | 600 mm stainless steel lance (manual coupling) with ergonomic handle for ease of use and protection. Rotatable 360° under pressure.             | <input type="checkbox"/> |
| Spray lance, 840 mm, rotatable  | 48 | 4.760-663.0 | 850 mm stainless steel lance (manual coupling) with ergonomic handle for ease of use and protection. Rotatable 360° under pressure.             | <input type="checkbox"/> |
| Spray lance, 1050 mm, rotatable | 49 | 4.760-660.0 | 1050 mm stainless steel lance (manual coupling) with ergonomic handle for ease of use and protection. Rotatable 360° under pressure.            | <input type="checkbox"/> |
| Spray lance, 1550 mm, rotatable | 50 | 4.760-661.0 | 1550 mm stainless steel lance (manual coupling) with ergonomic handle for ease of use and protection. Rotatable 360° under pressure.            | <input type="checkbox"/> |
| Spray lance, 2050 mm, rotatable | 51 | 4.760-662.0 | 2050 mm stainless steel lance (manual coupling) with ergonomic handle for ease of use and protection. Rotatable 360° under pressure.            | <input type="checkbox"/> |
| <b>Spray lance</b>              |    |             |   |                          |
| Spray lance Classic 1,050 mm    | 52 | 4.760-855.0 | High-pressure spray lance with M 22 screw connections from the Classic series from Kärcher. Also suitable for hot water high-pressure cleaners. | <input type="checkbox"/> |
| Jet pipe Classic M 200mm        | 53 | 4.760-887.0 |   | <input type="checkbox"/> |
| Jet pipe Classic M 400mm        | 54 | 4.760-888.0 |   | <input type="checkbox"/> |
| Jet pipe Classic M 840mm        | 55 | 4.760-895.0 |   | <input type="checkbox"/> |
| 250 mm lance, non-rotatable     | 56 | 4.760-667.0 | 250 mm stainless steel lance. With manual coupling. Non-rotatable.  | <input type="checkbox"/> |

Available accessories.

## ACCESSORIES FOR HD 8/18-4 ST 1.524-962.0



|  |    | Order no.   | Description   |                          |
|--|----|-------------|---|--------------------------|
| <b>SPRAY LANCES</b>                          |    |             |   |                          |
| <b>Spray lance</b>                           |    |             |   |                          |
| 550 mm lance, non-rotatable                  | 57 | 4.760-665.0 | 550 mm stainless steel lance. With manual coupling. Non-rotatable.  | <input type="checkbox"/> |
| <b>Double lance</b>                          |    |             |   |                          |
| Double lance, 960 mm                         | 58 | 2.112-016.0 | 960 mm double lance for variable pressure adjustment on handle at full water flow rate. Suitable for agricultural use ( e.g. stable cleaning).  | <input type="checkbox"/> |
|  | 59 | 6.394-665.0 |   | <input type="checkbox"/> |
| <b>Flexible spray lance</b>                  |    |             |   |                          |
| Flexible lance, 1050 mm                      | 60 | 4.112-035.0 | 1050 mm flexible lance with variable bend from 20° to 140°, ideal for cleaning difficult to reach areas, e.g. gutters.  | <input type="checkbox"/> |
| High pressure articulated joint              | 61 | 4.112-057.0 | For hard-to-reach areas: High-pressure articulated joint with infinite angle adjustment up to 120°. Simply attach directly to the spray lance of the pressure washer.   | <input type="checkbox"/> |
|  | 62 | 4.481-039.0 | High-pressure articulated joint: Thanks to infinite angle adjustment up to 120°, this tool is ideal to effortlessly clean hard-to-reach areas. Simply attach to the spray lance of the pressure washer.   | <input type="checkbox"/> |
| Jet pipe flexible 0.85m, 850 mm              | 63 | 6.394-655.0 | 1050 mm flexible lance with variable bend from 20° to 140°, ideal for cleaning difficult to reach areas, e.g. gutters.  | <input type="checkbox"/> |
| Flexible lance, 1050 mm                      | 64 | 6.394-654.0 |   | <input type="checkbox"/> |
| <b>Undercarriage spray lance</b>             |    |             |   |                          |
| Underbody lance                              | 65 | 4.112-032.0 | Stainless steel lance for effective and easy underbody and wheel arch cleaning. Without high-pressure nozzle.   | <input type="checkbox"/> |
|  | 66 | 4.760-245.0 |   | <input type="checkbox"/> |
| <b>Additional handle</b>                     |    |             |   |                          |
| Additional handle for EASY!Lock spray lances | 67 | 4.321-380.0 | Comfortable in every situation - the additional handle is easy to attach to the spray lance of our new EASY!Lock generation and makes work easier by allowing you to adjust your posture to suit the particular task. Regularly changing your posture relieves the strain on your body, making work more relaxed. Thanks to the 360°-rotatable spray lance, the additional handle can simply be fully rotated whilst working for greater flexibility. | <input type="checkbox"/> |
| <b>ROTARY NOZZLES (DIRT BLASTERS)</b>        |    |             |   |                          |
| <b>Dirt Blaster, small</b>                   |    |             |   |                          |
| Dirt blaster, small, 045                     | 68 | 4.114-021.0 | Up to 50% higher cleaning and area performance than its predecessor: with the new performance dirt blaster (nozzle size 045), power losses have been minimised and the spray quality maximised.   | <input type="checkbox"/> |
| Dirt blaster, small, 050                     | 69 | 4.114-022.0 | Full power against stubborn dirt: the new performance dirt blaster with nozzle size 050 achieves up to 50% higher cleaning and area performance than its predecessor.   | <input type="checkbox"/> |
| Dirt blaster, 045                            | 70 | 4.767-232.0 | Up to 50% higher cleaning and area performance than its predecessor: with the new performance dirt blaster (nozzle size 045), power losses have been minimised and the spray quality maximised.   | <input type="checkbox"/> |

Available accessories.

## ACCESSORIES FOR HD 8/18-4 ST 1.524-962.0



70-71




72



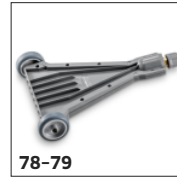
73-74



75




76-77



78-79



82



83



84

|  |    | Order no.   | Description  |                          |
|--|----|-------------|--|--------------------------|
| <b>ROTARY NOZZLES (DIRT BLASTERS)</b>                                |    |             |  |                          |
| <b>Dirt blaster, small</b>   |    |             |  |                          |
| Dirt blaster, 050  | 71 | 4.767-233.0 | Full power against stubborn dirt: the new performance dirt blaster with nozzle size 050 achieves up to 50% higher cleaning and area performance than its predecessor.                              | <input type="checkbox"/> |
| <b>Dirt blaster, large</b>   |    |             |  |                          |
| Dirt blaster Vibrasoft, 050  | 72 | 4.114-066.0 | Vibrasoft rotary nozzle with rotating point jet for ten times greater cleaning performance. Durable dirt blaster thanks to ceramic nozzle. Reduces vibrations by up to 30% for maximum ergonomics. | <input type="checkbox"/> |
| Dirt blaster, large, 045   | 73 | 4.114-042.0 | The dirt blaster with rotating pencil jet offers 10 times better cleaning performance. Ceramic nozzle and bearing ring for a long service life. Further data: Max. 300 bar, 30 MPa, 85°C.          | <input type="checkbox"/> |
| Dirt blaster, large, 050   | 74 | 4.114-027.0 |  | <input type="checkbox"/> |
| Dirt blaster, 050  | 75 | 4.763-253.0 |  | <input type="checkbox"/> |
| <b>ECOBOOSTER</b>  |    |             |  |                          |
| ecoBooster TR 045  | 76 | 2.113-087.0 | ecoBooster with 50% more area performance than the Kärcher power nozzle; suitable for delicate surfaces. For cold and hot water high-pressure cleaners (nozzle size 045).                          | <input type="checkbox"/> |
| ecoBooster TR 050  | 77 | 2.113-088.0 | ecoBooster with 50% higher area performance than the Kärcher power nozzle; ideal for delicate surfaces. For cold and hot water high-pressure cleaners (nozzle size 050).                           | <input type="checkbox"/> |
| EcoBooster MAX TR 045  | 78 | 2.113-096.0 | Maximum efficiency and versatility in professional cleaning. The ecoBooster MAX offers more than double the area performance and ergonomic handling.   | <input type="checkbox"/> |
| EcoBooster MAX TR 050  | 79 | 2.113-097.0 |  | <input type="checkbox"/> |
| <b>REMOTE CONTROL</b>  |    |             |  |                          |
| Emergency stop switch – for installation in remote control 2.744-015 | 80 | 6.635-434.0 |  | <input type="checkbox"/> |
|  | 81 | 6.651-485.0 |  | <input type="checkbox"/> |
| Remote release button  | 82 | 2.637-491.0 | Remote release button for stationary high-pressure cleaners from Kärcher: resets the switch-off after 30 minutes of continuous operation or continuous pause.                                      | <input type="checkbox"/> |
| Remote control I/O, RM 1/2   | 83 | 2.744-014.0 | Remote control for controlling a stationary cold water high-pressure cleaner. Functions: on/off and dosing of up to two detergents (RM1/RM2).  | <input type="checkbox"/> |
| Multi-key remote control, I/O, RM 1/2                                | 84 | 2.744-015.0 | Multi-key remote control for switching on and off and dosing up to two detergents (RM1/RM2). In conjunction with E-box 2.744-018.0.  | <input type="checkbox"/> |

Available accessories.

## ACCESSORIES FOR HD 8/18-4 ST 1.524-962.0



|  |    | Order no.   | Description   |                          |
|--|----|-------------|---|--------------------------|
| <b>REMOTE CONTROL</b>                                      |    |             |   |                          |
| Add-on kit remote control 1 for HD-HDS-Stationary          | 85 | 2.744-017.0 | Preparation for connecting rotary switch remote controls and emergency stop buttons to stationary cold and hot water high-pressure cleaners from Kärcher.             | <input type="checkbox"/> |
| Add-on kit remote control 2 for HD-HDS-Stationary          | 86 | 2.744-018.0 | Preparation for connecting push-button remote controls and emergency stop buttons to stationary cold and hot water high-pressure cleaners from Kärcher.               | <input type="checkbox"/> |
| <b>CONTROL CABLE</b>                                       |    |             |   |                          |
| Control cable  | 87 | 6.647-222.0 | Connection cable available as bulk stock (12 × 1.0 mm <sup>2</sup> ) for use as control cable. For all stationary HD/HDS machines from Kärcher.                       | <input type="checkbox"/> |
| Control cable 3 × 1.5 mm <sup>2</sup>                      | 88 | 6.641-059.0 | Connecting cable 3 × 1.5 mm <sup>2</sup> . Available by the meter.  | <input type="checkbox"/> |
| Control cable 5 × 1.5 m                                    | 89 | 6.641-061.0 | Control cable 5 × 1.5   | <input type="checkbox"/> |
| Control cable 7 × 1.5 m                                    | 90 | 6.641-064.0 | Control cable 7 × 1.5   | <input type="checkbox"/> |
| Control cable 10 × 1.5 m                                   | 91 | 6.641-082.0 | Control cable 10 × 1.5  | <input type="checkbox"/> |
| Conduit  | 92 | 2.420-008.0 | Conduit for control cable installation. Consisting of 3 m conduit, 5x conduit clips, 5x dowels, 5x screws.  | <input type="checkbox"/> |
| <b>HIGH-PRESSURE PIPEWORK</b>                              |    |             |   |                          |
| High-pressure pipe kit                                     | 93 | 2.420-006.0 | High-pressure pipe kit with 3 m stainless pipe Ø 16 × 2 mm, ID 12 and mounting accessories: compression fitting, 4 pipe clamps, 4 hanger bolts and 4 plastic dowels.  | <input type="checkbox"/> |
| Connection piece, pipe/HP hose, stainless steel (Ermeto)   | 94 | 2.638-181.0 | Stainless steel   | <input type="checkbox"/> |
| Connection piece, pipe/stop cock, stainless steel (Ermeto) | 95 | 2.638-183.0 | For stationary HD/HDS machines: Stainless steel transition piece comprising double nipple, union nut and cutting ring. For connecting the pipe to the shut-off valve. | <input type="checkbox"/> |
| Stop cock, stainless steel (Ermeto)                        | 96 | 4.580-163.0 | Stainless steel shut-off valve with M 22 × 1.5 thread suitable for connecting pipeline and high-pressure hose for stationary high-pressure systems from Kärcher.      | <input type="checkbox"/> |
| Union nut, stainless steel (Ermeto)                        | 97 | 6.386-428.0 | (VA)  | <input type="checkbox"/> |
| T-screw connection, stainless steel (Ermeto)               | 98 | 6.386-465.0 | Stainless steel   | <input type="checkbox"/> |

Available accessories.

## ACCESSORIES FOR HD 8/18-4 ST 1.524-962.0



|   | Order no. | Description |   |                          |
|---|-----------|-------------|---|--------------------------|
| <b>HIGH-PRESSURE PIPEWORK</b>                   |           |             |   |                          |
| Stainless steel elbow union 90°                 | 99        | 6.386-466.0 | Stainless steel elbow union 90° with compression fitting (Ermeto) at both ends for 16 mm pipes.   | <input type="checkbox"/> |
| Connector, galvanised steel                     | 100       | 2.638-180.0 | Alternativ : stainless steel 2.638-181  | <input type="checkbox"/> |
| Shut-off valve, galvanised steel                | 101       | 4.580-144.0 | Shut-off valve made from zinc-coated steel for stationary high-pressure systems from Kärcher. For connecting the pipeline to the high-pressure hose.                        | <input type="checkbox"/> |
| Pipe kit, galvanised steel, 3 m                 | 102       | 2.420-004.0 | High-pressure pipe kit with 3 m galvanised steel pipe Ø 16 × 2.5 mm, DN 11 and fixing accessories: Compression fitting, 4 pipe clamps, 4 hanger bolts and 4 plastic dowels. | <input type="checkbox"/> |
| Tee, galvanised steel                           | 103       | 6.386-269.0 | Tee (90°), galvanised steel with compression fitting for 16 mm pipes. Fixing material (Ermeto) included.  | <input type="checkbox"/> |
| Elbow union, galvanised steel                   | 104       | 6.386-356.0 | Elbow union, galvanised steel. With 90° angle piece with compression fitting (Ermeto) at both ends for 16 mm pipes.   | <input type="checkbox"/> |
| Pipe insulation, per running meter              | 105       | 6.286-147.0 | For thermal insulation of pipes. Pipe cladding. Wall thickness 9 mm. PE foam with moisture barrier. Available per running meter.  | <input type="checkbox"/> |
| Adapter piece, galvanised steel                 | 106       | 2.638-182.0 | Alternative: stainless steel 2.638-183  | <input type="checkbox"/> |
| Union nut, galvanised steel                     | 107       | 6.386-423.0 | Union nut, galvanised steel. For 16 mm compression fitting.   | <input type="checkbox"/> |
| Cutting ring                                    | 108       | 6.386-357.0 | Galvanised steel cutting ring. For 16 mm compression fitting.   | <input type="checkbox"/> |
| <b>PLANT INSTALLATION</b>                       |           |             |   |                          |
| Fine-mesh water filter                          | 109       | 2.209-806.0 | Fine-mesh water filter  | <input type="checkbox"/> |
| Emergency Stop switch                           | 110       | 2.744-002.0 | Emergency Stop switch with ISO housing for wall mounting. With 0.4 m power cord and fixing material.  | <input type="checkbox"/> |
| <b>HOSE TRACK SYSTEM HIGH-PRESSURE CLEANERS</b> |           |             |   |                          |
| C-rail holder                                   | 111       | 6.541-027.0 | Wall-mounted C-rail holding clamp for hose guide of Kärcher high-pressure cleaners.   | <input type="checkbox"/> |
| C-rail, per running metre                       | 112       | 6.233-017.0 | C-rail profile as a guide track. 30x32 mm, 2 mm wall thickness 1.56 kg/m. Available per running metre.  | <input type="checkbox"/> |

Available accessories.

## ACCESSORIES FOR HD 8/18-4 ST 1.524-962.0



|   | Order no.       | Description  |                          |
|---|-----------------|--|--------------------------|
| <b>HOSE TRACK SYSTEM HIGH-PRESSURE CLEANERS</b>                                       |                 |  |                          |
| Rail connector  | 113 6.541-011.0 | Rail connector   | <input type="checkbox"/> |
| End stop  | 114 6.541-025.0 | End stop   | <input type="checkbox"/> |
| Cable trolley   | 115 6.541-026.0 | Cable trolley for C-rail profile. 20 kg capacity. Weight 0.11 kg. Galvanised steel ball bearing.   | <input type="checkbox"/> |
| End bracket   | 116 6.541-028.0 | End bracket  | <input type="checkbox"/> |
| Handle  | 117 6.541-029.0 | C-rail profile clamp. Galvanised steel. Plastic clamping parts. Weight 0.06 kg.  | <input type="checkbox"/> |
| Wall bracket  | 118 6.541-039.0 | Wall holder for galvanised steel C-rail profile.   | <input type="checkbox"/> |
| Rail holder wall  | 119 6.541-012.0 | Galvanised steel rail bracket for C-rail profile. Weight 0.235 kg.   | <input type="checkbox"/> |
| Spray lance runner, movable   | 120 4.042-610.0 | moveable   | <input type="checkbox"/> |
| <b>SEALS FOR TRAPEZOIDAL THREAD</b>   |                 |  |                          |
| Gasket set with 9x O-rings for TR thread  | 121 2.880-001.0 |  | <input type="checkbox"/> |
| <b>NOZZLE UNION / SPACER</b>  |                 |  |                          |
| <b>Nozzle union</b>   |                 |  |                          |
| Nozzle screws   | 122 4.112-011.0 | Nozzle screws with protectors for high-pressure and power nozzles  | <input type="checkbox"/> |
| Nozzle connector  | 123 5.401-210.0 | For protecting and connecting Kärcher power nozzles to spray lances (M 18 x 1.5 IG).   | <input type="checkbox"/> |
| <b>HIGH-PRESSURE HOSES</b>  |                 |  |                          |
| <b>Standard</b>   |                 |  |                          |
| High-pressure hose, 20 m, ID 8, 315 bar, 1 x EASY!Lock / 1 x AVS-hose reel connection | 124 6.110-011.0 | High-pressure hose with AVS hose reel connection and EASY!Lock hand screw connection.  | <input type="checkbox"/> |
| High-pressure hose, 10 m, ID 8, 315 bar, 2 x EASY!Lock                                | 125 6.110-019.0 |  | <input type="checkbox"/> |
| High-pressure hose, 10 m, ID 8, 315 bar, 1 x M22 x 1.5 / 1 x AVS-hose reel connection | 126 6.390-025.0 | 10 m high-pressure hose (M 22 x 1.5) with kink protection. With patented rotating AVS trigger gun connector and manual coupling. Further data: DN 8/155°C/315 bar. | <input type="checkbox"/> |

Available accessories.

## ACCESSORIES FOR HD 8/18-4 ST 1.524-962.0



|   | Order no. | Description |   |                          |
|---|-----------|-------------|---|--------------------------|
| <b>HIGH-PRESSURE HOSES</b>  |           |             |   |                          |
| <b>Standard</b>   |           |             |   |                          |
| High-pressure hose, 15 m, ID 8, 315 bar, 1 × M22 × 1.5 / 1 × AVS-hose reel connection | 127       | 6.390-185.0 | 15 m high-pressure hose (M 22 × 1.5) with kink protection. With patented rotating AVS trigger gun connector and manual coupling. Further data: DN 8/155°C/315 bar.          | <input type="checkbox"/> |
| High-pressure hose, 20 m, ID 8, 315 bar, 1 × M22 × 1.5 / 1 × AVS-hose reel connection | 128       | 6.390-171.0 | 20 m high-pressure hose (M 22 × 1.5) with kink protection. With patented rotating AVS trigger gun connector and manual coupling. Further data: DN 8/155°C/315 bar.          | <input type="checkbox"/> |
| <b>Standard with unions on both sides</b>   |           |             |   |                          |
| High-pressure hose, 10 m, ID 10, 220 bar, 2 × EASY!Lock                               | 129       | 6.110-041.0 | Impressive values and basic equipment: 10 m long high-pressure hose (DN 10) developed for pressures up to 220 bar.  | <input type="checkbox"/> |
| High-pressure hose, 10 m, ID 8, 315 bar, 2 × M22 × 1.5                                | 130       | 6.391-342.0 | To extend the operating radius with the high-pressure cleaner. Connection on both sides M22 × 1.5.  | <input type="checkbox"/> |
| High-pressure hose, 15 m, ID 8, 315 bar, 2 × M22 × 1.5                                | 131       | 6.390-010.0 | With screw connections on both sides, M 22 × 1.5 with bend protection.  | <input type="checkbox"/> |
| High-pressure hose, 20 m, ID 8, 315 bar, 2 × M22 × 1.5                                | 132       | 6.390-031.0 | Screw connections at both ends, M 22 × 1.5, with kink protection.   | <input type="checkbox"/> |
| High-pressure hose, 10 m, ID 8, 315 bar, 2 × EASY!Lock                                | 133       | 6.110-031.0 | High-pressure hose (DN 8) suitable up to 315 bar pressure. With innovative EASY!Lock manual screw fitting on both sides, ANTI!Twist and 10 m long.                          | <input type="checkbox"/> |
| High-pressure hose, 15 m, ID 8, 315 bar, 2 × EASY!Lock                                | 134       | 6.110-033.0 | 15 m long high-pressure hose, DN 8, with ANTI!Twist and equipped with time-saving EASY!Lock manual screw fitting on both sides.   | <input type="checkbox"/> |
| High-pressure hose, 15 m, ID 8, 315 bar, 2 × EASY!Lock                                | 135       | 6.110-030.0 | 15 m long high-pressure hose, DN 8, with ANTI!Twist and time-saving EASY!Lock manual screw fitting on both sides.   | <input type="checkbox"/> |
| High-pressure hose, 15 m, ID 10, 220 bar, 2 × M22 × 1.5                               | 136       | 6.390-023.0 | Connectors at both ends, M 22 × 1.5, with kink protection.  | <input type="checkbox"/> |
| High-pressure hose, 20 m, ID 8, 315 bar, 2 × EASY!Lock                                | 137       | 6.110-032.0 | 20 m long high-pressure hose (DN 8) equipped with the time-saving and robust EASY!Lock manual screw fitting on both sides. Approved for pressures up to 315 bar.            | <input type="checkbox"/> |
| High-pressure hose, 30 m, ID 8, 315 bar, 2 × EASY!Lock                                | 138       | 6.110-014.0 | Comfortable length (30 m) and innovative EASY!Lock manual screw fitting: High-pressure hose (DN 8) with ANTI!Twist for pressures up to 315 bar.                             | <input type="checkbox"/> |
| High-pressure hose, 20 m, ID 10, 220 bar, 2 × EASY!Lock                               | 139       | 6.110-043.0 | 20 m in length and the extremely time-saving and comfortable EASY!Lock manual screw fitting on both sides are some of the main features of this high-pressure hose (DN 10). | <input type="checkbox"/> |
| High-pressure hose, 25 m, ID 10, 220 bar, 2 × EASY!Lock                               | 140       | 6.110-044.0 | Impressive values and basic equipment: 25 m long high-pressure hose (DN 10) developed for pressures up to 220 bar.  | <input type="checkbox"/> |

Available accessories.

## ACCESSORIES FOR HD 8/18-4 ST


### 1.524-962.0



|  | Order no. | Description |  |                          |
|--|-----------|-------------|--|--------------------------|
| <b>HIGH-PRESSURE HOSES</b>   |           |             |  |                          |
| <b>Standard with unions on both sides</b>  |           |             |  |                          |
| High-pressure hose, 40 m, ID 10, 220 bar, 2 × EASY!Lock  | 141       | 6.110-045.0 | 40 m long high-pressure hose with EASY!Lock system for the time-saving manual screw connection (both sides). Nominal size (DN) 10, working pressure up to 220 bar.   | <input type="checkbox"/> |
| High-pressure hose, 15 m, ID 12, 210 bar, 2 × EASY!Lock  | 142       | 6.110-059.0 | Designed for working pressures up to 250 bar: High-pressure hose (DN 12) with a length of 15 m. Has the comfortable EASY!Lock manual screw fitting on both sides.  | <input type="checkbox"/> |
| High-pressure hose, 40 m, ID 12, 210 bar, 2 × EASY!Lock  | 143       | 6.110-060.0 | With EASY!Lock manual screw fitting and lots of room for manoeuvre thanks to 40 m in length: High-pressure hose (DN 12) with EASY!Lock manual screw fitting on both sides. Suitable for working pressures up to 250 bar. | <input type="checkbox"/> |
| <b>Longlife 400</b>  |           |             |  |                          |
| High-pressure hose Longlife, 20 m, ID 8, 400 bar, 1 × EASY!Lock / 1 × AVS-hose reel connection | 144       | 6.110-028.0 | 20 m high-pressure hose (ID 8), for up to 400 bar pressure. With AVS hose reel connection and double steel reinforcement. EASY!Lock hand screw connection at other end of the hose.                                      | <input type="checkbox"/> |
| High-pressure hose Longlife, 40 m, ID 8, 400 bar, 1 × EASY!Lock / 1 × AVS-hose reel connection | 145       | 6.110-076.0 | High-pressure hose with 2-compartment steel insert, AVS hose reel connection, as well as EASY!Lock manual screw connection.  | <input type="checkbox"/> |
| High-pressure hose Longlife, 20 m, ID 8, 400 bar, 1 × M22 × 1.5 / 1 × AVS-hose reel connection | 146       | 6.390-208.0 | 20 m high-pressure hose Longlife 400 (DN 8) with patented (rotating) AVS trigger gun connector and manual coupling. Two layer high-strength steel wire reinforced.   | <input type="checkbox"/> |
| <b>Longlife 400 with unions on both sides</b>  |           |             |  |                          |
| High-pressure hose Longlife, 1.5 m, ID 8, 400 bar, 2 × EASY!Lock                               | 147       | 6.110-024.0 | 1.5 m short high-pressure hose (DN 8). Comfortable EASY!Lock manual screw fitting on both sides for robust and quick connections. Durable and designed for up to 400 bar pressure.                                       | <input type="checkbox"/> |
| High-pressure hose Longlife, 1.5 m, ID 8, 400 bar, 1 × EASY!Lock / 1 × M22 × 1.5               | 148       | 6.110-069.0 | 1.5 m long high-pressure hose (DN 8) suitable for up to 400 bar pressure with double steel core. Connections: M 22 × 1.5, as well as the comfortable and quick EASY!Lock manual screw fitting.                           | <input type="checkbox"/> |
| High-pressure hose Longlife, 1.5 m, ID 8, 400 bar, 2 × M22 × 1.5                               | 149       | 6.390-178.0 | 1.5 m high-pressure hose (DN 8, M 22 × 1.5) with kink protection and connectors at both ends. For connecting to hose reels with appropriate connector (M 22 × 1.5).  | <input type="checkbox"/> |
| High-pressure hose Longlife, 10 m, ID 8, 400 bar, 2 × EASY!Lock                                | 150       | 6.110-038.0 | Durable, 10 m long high-pressure hose (DN 8) with double steel core and EASY!Lock manual screw fitting on both sides and ANTI!Twist. Approved for 400 bar pressure.  | <input type="checkbox"/> |
| High-pressure hose Longlife, 30 m, ID 8, 400 bar, 2 × EASY!Lock                                | 151       | 6.110-023.0 | Robust high-pressure hose with double steel core, ANTI!Twist and EASY!Lock manual screw fitting on both sides. Nominal size DN 8, 30 m long, for up to 400 bar pressure.   | <input type="checkbox"/> |
| High-pressure hose Longlife, 10 m, ID 8, 400 bar, 2 × M22 × 1.5                                | 152       | 6.391-354.0 | To extend the operating radius with the high-pressure cleaner. Connection on both sides M22 × 1.5.   | <input type="checkbox"/> |
| High-pressure hose Longlife, 20 m, ID 8, 400 bar, 2 × EASY!Lock                                | 153       | 6.110-027.0 | High-pressure hose with ANTI!Twist, EASY!Lock manual screw fittings and double steel core. 20 m long, nominal size DN 8, EASY!Lock manual screw fitting on both sides.   | <input type="checkbox"/> |
| High-pressure hose Longlife, 15 m, ID 8, 400 bar, 2 × EASY!Lock                                | 154       | 6.110-029.0 | The double steel core ensures a particularly long life of this 15 m long high-pressure hose (DN 8), which is approved for pressures up to 400 bar.   | <input type="checkbox"/> |

Available accessories.

## ACCESSORIES FOR HD 8/18-4 ST 1.524-962.0



|  | Order no. | Description  |                          |
|--|-----------|--|--------------------------|
| <b>HIGH-PRESSURE HOSES</b>   |           |  |                          |
| <b>Longlife 400 with unions on both sides</b>  |           |  |                          |
| High-pressure hose Longlife, 20 m, ID 8, 400 bar, 2 × M22 × 1.5                                  | 155       | 6.390-027.0 with rotary coupling, 2 × M 22 × 1.5   | <input type="checkbox"/> |
| <b>Food industry version with unions on both sides</b>   |           |  |                          |
| High-pressure hose food grade, 10 m, ID 8, 250 bar, 2 × EASY!Lock                                | 156       | 6.110-051.0 High-pressure hose (ID 6), 10 m long, with grey, non-marking outer covering. Approved for use in the food industry. With quick and robust EASY!Lock hand screw connection at both ends.        | <input type="checkbox"/> |
| High-pressure hose food grade, 20 m, ID 8, 250 bar, 2 × EASY!Lock                                | 157       | 6.110-052.0 Suitable for use in food industry: 20 m long high-pressure hose (ID 8) with grey, non-marking outer covering, ANTI!Twist and EASY!Lock hand screw connections.                                 | <input type="checkbox"/> |
| High-pressure hose food grade, 10 m, ID 8, 250 bar, 2 × M22 × 1.5                                | 158       | 6.389-479.0 10 m high-pressure hose (DN 8) with patented (rotating) AVS trigger gun connector. Non-discolouring outer layer for use in the food industry. M 22 × 1.5 with anti-kink sleeve.                | <input type="checkbox"/> |
| High-pressure hose food grade, 20 m, ID 8, 250 bar, 2 × M22 × 1.5                                | 159       | 6.389-581.0 20 m high-pressure hose (DN 8) with swivel coupling. Non-discolouring outer layer for use in the food industry. Connectors at both ends, M 22 × 1.5, with kink protection. NW 8/155°C/250 bar. | <input type="checkbox"/> |
| <b>Longlife food design</b>  |           |  |                          |
| High-pressure hose food grade, 20 m, ID 8, 400 bar, 1 × EASY!Lock / 1 × AVS-hose reel connection | 160       | 6.110-075.0  | <input type="checkbox"/> |
| <b>Longlife food design with screw connections at both ends</b>                                  |           |  |                          |
| High-pressure hose food grade Longlife, 10 m, ID 8, 400 bar, 2 × EASY!Lock                       | 161       | 6.110-053.0 With blue, non-marking and animal fat resistant outer covering: durable high-pressure hose (ID 8), 10 m long, ANTI!Twist and EASY!Lock hand screw connection at both ends.                     | <input type="checkbox"/> |
| High-pressure hose food grade Longlife, 20 m, ID 8, 400 bar, 2 × EASY!Lock                       | 162       | 6.110-054.0 Durable high-pressure hose with double steel reinforcement and blue, non-marking and animal fat resistant outer covering. 20 m long with EASY!Lock hand screw connections.                     | <input type="checkbox"/> |
| <b>Special hoses</b>   |           |  |                          |
| High-pressure hose Ex, 10 m, ID 8, 400 bar, 2 × EASY!Lock  | 163       | 6.110-064.0 Electrically conductive, 10 m long high-pressure hose for use in hazardous areas. 10 m long high-pressure hose with EASY!Lock hand screw connections at both ends.                             | <input type="checkbox"/> |
| High-pressure hose curved, 1.5 m, ID 8, 400 bar, 1 × EASY!Lock / 1 × M22 × 1.5                   | 164       | 6.110-068.0 For connection to hose reels: high-pressure hose, with M 22 × 1.5 connection and curved EASY!Lock hand screw connection. 1.5 m long, suitable for up to 400 bar working pressure.              | <input type="checkbox"/> |
| High-pressure hose curved, 1.5 m, ID 8, 400 bar, 2 × M22 × 1.5                                   | 165       | 6.388-886.0 Connection hose in longlife quality with 2x M22 × 1.5, with angled connection on one side.   | <input type="checkbox"/> |
| <b>Ultra Guard</b>   |           |  |                          |
| High-pressure hose Ultra Guard, 20 m, ID 8, max. 315 bar   | 166       | 6.110-083.0 Ultra Guard high-pressure hose with smooth and extremely hard-wearing coating. Robust hose line for maximum service life in the toughest conditions.   | <input type="checkbox"/> |
| <b>PIPE CLEANING</b>   |           |  |                          |
| <b>Pipe cleaning hose, ID 6</b>  |           |  |                          |
| Pipe cleaning hose, ID 6, 10 m, max. 250 bar   | 167       | 6.110-046.0 The 10 m pipe cleaning hose is a highly flexible high pressure hose for pipe interior cleaning (threaded connection for nozzle R 1/8).   | <input type="checkbox"/> |
| Pipe cleaning hose, ID 6, 20 m, max. 250 bar   | 168       | 6.110-008.0 The 20 m pipe cleaning hose is a highly flexible high pressure hose for pipe interior cleaning (threaded connection for nozzle R 1/8).   | <input type="checkbox"/> |

Available accessories.

## ACCESSORIES FOR HD 8/18-4 ST 1.524-962.0



|  |     | Order no.   | Description   |   |
|--|-----|-------------|---|---|
| <b>PIPE CLEANING</b>                         |     |             |   |   |
| <b>Pipe cleaning hose, ID 6</b>              |     |             |   |   |
| Pipe cleaning hose, ID 6, 30 m, max. 250 bar | 169 | 6.110-047.0 | The 30 m pipe cleaning hose is a highly flexible high pressure hose for pipe interior cleaning (threaded connection for nozzle R 1/8).  | <input type="checkbox"/>  |
| Pipe cleaning hose, DN 6, 20 m, max. 250 bar | 170 | 6.390-030.0 | The 20 m pipe cleaning hose is a highly flexible high pressure hose for pipe interior cleaning (threaded connection for nozzle R 1/8).  | <input type="checkbox"/>  |
| <b>Pipe cleaning nozzle</b>                  |     |             |   |   |
| Pipe cleaning dirt blaster D21/040           | 171 | 4.765-001.0 | The forward-tilted rotating pencil jet removes the most stubborn dirt. The three backwards-tilted jets ensure the necessary forward movement, as well as convenient handling.   | <input type="checkbox"/>  |
| Pipe cleaning dirt blaster D30/040           | 172 | 4.765-004.0 |   | <input type="checkbox"/>  |
| Pipe cleaning nozzle                         | 173 | 5.763-015.0 | 16 mm pipe cleaning nozzle with internal thread. Various jet directions for environmentally-friendly cleaning of blocked drains and pipes.  | <input type="checkbox"/>  |
|  | 174 | 5.763-016.0 |   | <input type="checkbox"/>  |
|  | 175 | 5.763-017.0 |   | Pipe cleaning nozzle with inner thread. Different spray directions. The hose moves freely through the pipe. (R 1/8" connection, 3 × 30° backwards, diameter 30 mm.) |
| Rotating pipe cleaning nozzle                | 176 | 6.415-440.0 | Rotating pipe cleaning nozzle with internal thread and four rotating jets for environmentally-friendly cleaning of blocked drains and pipes.  | <input type="checkbox"/>  |
| <b>FLOOR AND HARD SURFACE CLEANER</b>        |     |             |   |   |
| <b>Hard Surface Cleaner FRV 30</b>           |     |             |   |   |
| FRV 30 Surface Cleaner                       | 177 | 2.111-010.0 | With the integrated, automatic suction of the dirty water, the FRV 30 makes surface cleaning even more efficient and can be used in both inside and outside areas. There is no longer a need to rinse the surface after cleaning, since the dirty water can be discharged through the 5 m suction hose supplied. Additional quality features are the non-marking steering rollers and double ceramic bearing. Machine-specific nozzle kit must be ordered separately. Max. 250 bar / 1000 l/h / 60°C. | <input type="checkbox"/>  |
| FRV 30 surface cleaner                       | 178 | 2.642-999.0 | With the integrated and automatic suction of the dirty water, the FRV 30 makes surface cleaning even more efficient. There is no longer a need to rinse the surface after cleaning, as the dirty water can be removed through the 5m suction hose, which is supplied. Additional features include the non-marking steering rollers and double ceramic bearings. Machine specific nozzle kit must be ordered separately.   | <input type="checkbox"/>  |
| Extension hose 5 m                           | 179 | 4.440-939.0 | 5m extension hose for FRV 30. Connection sleeve included.   | <input type="checkbox"/>  |
| <b>Hard surface cleaner FR 30</b>            |     |             |   |   |
| FR 30 Surface Cleaner                        | 180 | 2.111-011.0 | Up to 10 times greater area performance compared with the conventional high-pressure jet. Plastic casing for optimal manoeuvrability, double ceramic bearing for long working times, flexible connection joint for optimal handling and integrated parking position. Machine-specific nozzle kit must be ordered separately. Max. 180 bar / 850 l/h / 60°C.   | <input type="checkbox"/>  |
| Surface Cleaner FR 30                        | 181 | 2.642-997.0 | Up to 10 times greater area coverage compared with the conventional high pressure jet. Plastic casing for optimal manoeuvrability, double ceramic bearing for long working times, flexible connection joint for ergonomic handling and integrated parking position. Machine specific nozzle kit must be ordered separately.   | <input type="checkbox"/>  |
| <b>FR 30 Me surface cleaner</b>              |     |             |   |   |
| Hard Surface Cleaner FR 30 Me                | 182 | 2.111-013.0 | Hot water resistant stainless steel surface cleaner with double ceramic bearings, non-marking swivel castors and suction hose connection. Ideal for indoor cleaning, e.g. food industry.  | <input type="checkbox"/>  |

Available accessories.

## ACCESSORIES FOR HD 8/18-4 ST 1.524-962.0



|  |     | Order no.   | Description  |                          |
|--|-----|-------------|--|--------------------------|
| <b>FLOOR AND HARD SURFACE CLEANER</b>                          |     |             |  |                          |
| <b>FR 30 Me surface cleaner</b>                                |     |             |  |                          |
| Hard surface cleaner FR 30 Me                                  | 183 | 2.640-355.0 | Hot water resistant stainless steel surface cleaner with double ceramic bearings, non-marking swivel castors and suction hose connection. Ideal for indoor cleaning, e.g. food industry.   | <input type="checkbox"/> |
| <b>Hard Surface Cleaner FR 50</b>                              |     |             |  |                          |
| Surface Cleaner FR 50 Me                                       | 184 | 2.111-023.0 | Hot water resistant stainless steel surface cleaner with 500 mm working width. Ideal for large areas. With double ceramic bearings, push handle, non-marking swivel castors and detergent dosing system.   | <input type="checkbox"/> |
| Hard surface cleaner FR 50                                     | 185 | 2.640-679.0 |  | <input type="checkbox"/> |
| <b>Machine-specific nozzle kits for FR</b>                     |     |             |  |                          |
| Nozzle kit for FR, 650 l/h - 850 l/h                           | 186 | 2.639-187.0 | Nozzle kit includes power nozzles and unions. For Kärcher surface cleaners (650 to 850 l/h).   | <input type="checkbox"/> |
| <b>Machine-specific nozzle kits for FRV</b>                    |     |             |  |                          |
| Nozzle kit for FRV, 045  | 187 | 2.642-432.0 | Machine-specific nozzle kit with Kärcher power nozzles and jet nozzle for FRV 30.  | <input type="checkbox"/> |
| Nozzle kit for FRV, 050  | 188 | 2.642-433.0 |  | <input type="checkbox"/> |
| <b>FRV 30 Me surface cleaner</b>                               |     |             |  |                          |
| FRV 30 Me Surface Cleaner                                      | 189 | 2.111-012.0 | Thanks to automatic suction of the dirty water, the stainless steel FRV 30 Me Surface Cleaner makes surface cleaning more efficient in both inside and outside areas. Hot water cleaning up to 85°C.   | <input type="checkbox"/> |
| FRV 30 Me  | 190 | 2.642-911.0 |  | <input type="checkbox"/> |
| Extension hose FRV 30 Me and FRV 50 Me                         | 191 | 4.441-040.0 | 5 m extension hose for FRV 30 Me. Includes connecting adapter.   | <input type="checkbox"/> |
| <b>Surface Cleaner FR 50 Me</b>                                |     |             |  |                          |
| FRV 50 Me surface cleaner                                      | 192 | 2.111-024.0 | Surface cleaning with automatic suction of the dirty water for very large surfaces - this means the FRV 50 Me. Hot water cleaning up to 85°C. The FRV 50 Me features a temperature-resistant 10 m polyurethane suction hose. Additional quality features are the non-marking steering rollers and double ceramic bearing. Machine-specific nozzle kit must be ordered separately. Max. 250 bar / 2000 l/h / 85°C.  | <input type="checkbox"/> |
| FRV 50 ME  | 193 | 2.643-598.0 | Thanks to automatic suction of the waste water, the stainless steel FRV 50 Me surface cleaner makes surface cleaning more efficient in both inside and outside areas. Hot water cleaning up to 85°C. The FRV 50 Me features a temperature-resistant 7.5 m polyurethane suction hose. Additional quality features are the non-marking steering rollers and double ceramic bearing. Machine-specific nozzle kit must be ordered separately. Max. 250 bar / 1,300 l/h / 85°C. | <input type="checkbox"/> |
| <b>FOAM SYSTEMS</b>  |     |             |  |                          |
| <b>Cup foam lance</b>  |     |             |  |                          |
| Cup foam lance Advanced 2, 700 l/h - 800 l/h                   | 194 | 4.112-064.0 | Developed for Kärcher high-pressure cleaners without servo control: The cup foam lance Advanced 2 impresses with a main body made of Ecobrass for use with aggressive cleaning agents.   | <input type="checkbox"/> |
| Two-litre cleaning agent container for DUO Advanced foam lance | 195 | 4.112-066.0 | The additional two-litre container enables detergent to be changed quickly with the Kärcher Basic, Advanced and DUO Advanced cup foam lance.   | <input type="checkbox"/> |
| Cup foam lance DUO Advanced 2, 700 l/h - 800 l/h               | 196 | 4.112-068.0 | For pressure washers without Servo Control: The DUO Advanced 2 cup foam lance is impressive with its option for direct switching to high-pressure cleaning and two-litre detergent tank.   | <input type="checkbox"/> |

Available accessories.

## ACCESSORIES FOR HD 8/18-4 ST 1.524-962.0



|  |     | Order no.   | Description  |                          |
|--|-----|-------------|--|--------------------------|
| <b>FOAM SYSTEMS</b>  |     |             |  |                          |
| <b>Cup foam lance</b>  |     |             |  |                          |
| Cup foam lance Basic 2, 700 l/h - 800 l/h                    | 197 | 4.112-054.0 | Newly developed, very robust Basic 2 cup foam lance especially for high-pressure cleaners with a flow rate of 700-800 l/h. For excellent foam quality with half the cleaning agent consumption.  | <input type="checkbox"/> |
| Cup foam lance Advanced                                      | 198 | 6.394-969.0 | Short, handy foam lance with adjustable spray angle with 1 litre detergent tank. Ideal for cleaning cars due to its compact design.  | <input type="checkbox"/> |
| 1-litre cleaning agent container for cup foam lance basic    | 199 | 5.071-414.0 | For the quick change of the cleaning agent: Additional 1 litre cleaning agent container for basic foam lance (2.112-053.0, 2.112-054.0 and 2.112-055.0).   | <input type="checkbox"/> |
| Cup foam lance, 1200 l/h -                                   | 200 | 6.394-668.0 | Short, handy foam lance with adjustable spray angle with 1 litre detergent tank. Ideal for cleaning cars due to its compact design.  | <input type="checkbox"/> |
| 1-litre cleaning agent container for cup foam lance advanced | 201 | 6.414-050.0 | Additional 1-litre cleaning agent container for quick replacement of the cleaning agent (for foam lance 2.112-017.0 and 2.112-018.0).  | <input type="checkbox"/> |
| <b>Inno Foam Kit</b>   |     |             |  |                          |
| Inno Foam Set with detergent injector                        | 202 | 2.112-000.0 | High-pressure foam system with double lance (foam nozzle and high-pressure jet for rinsing). For use with mobile and stationary high-pressure and HDS pressure cleaners for cleaning or disinfection.                                  | <input type="checkbox"/> |
| Inno Foam Set  | 203 | 2.112-008.0 |  | <input type="checkbox"/> |
| Inno Foam Set with detergent injector                        | 204 | 2.640-151.0 |  | <input type="checkbox"/> |
| Inno Foam Set  | 205 | 2.640-692.0 |  | <input type="checkbox"/> |
| <b>Easy Foam Set</b>   |     |             |  |                          |
| Easy Foam Set with RM injector                               | 206 | 2.112-010.0 | HP foam system for use with HD/HDS units for cleaning and disinfecting. Foam nozzle for connection to lance and HP chemical injector with precision 0-5% metering valve. The machine specific nozzle kit has to be ordered separately. | <input type="checkbox"/> |
| Easy Foam Set  | 207 | 2.112-011.0 |  | <input type="checkbox"/> |
| Easy Foam Set with RM injector                               | 208 | 2.640-691.0 |  | <input type="checkbox"/> |
| Easy Foam Set  | 209 | 2.640-693.0 |  | <input type="checkbox"/> |
| <b>Nozzle kits for Inno/Easy Foam Set</b>                    |     |             |  |                          |
| Nozzle kit 090 for Inno / Easy Set 700-1,000 l/h             | 210 | 2.111-019.0 | Nozzle kit contains Kärcher power nozzles and nozzle inserts. For Inno/Easy-Foam set 700-1000 l/h. For optimal foam system performance.  | <input type="checkbox"/> |

Available accessories.

## ACCESSORIES FOR HD 8/18-4 ST 1.524-962.0



|   | Order no. | Description |   |                          |
|---|-----------|-------------|---|--------------------------|
| <b>FOAM SYSTEMS</b>   |           |             |   |                          |
| <b>Nozzle kits for Inno/Easy Foam Set</b>                           |           |             |   |                          |
| Nozzle kit 110 for Inno / Easy Set 1,000-1,300 l/h                  | 211       | 2.111-020.0 | Nozzle kit 110 contains Kärcher power nozzles and nozzle inserts. For Inn/Easy-Foam set 1000-1300 l/h. For optimal foam system performance.               | <input type="checkbox"/> |
| <b>MIXERS AND INJECTORS</b>   |           |             |   |                          |
| <b>Cleaning agent injector</b>                                      |           |             |   |                          |
| Cleaning agent injector for high and low pressure (without nozzles) | 212       | 4.637-032.0 | Detergent injector for independent high and low pressure dosage. Maximum dosage about 15%.  | <input type="checkbox"/> |
|   | 213       | 3.637-001.0 |   | <input type="checkbox"/> |
| <b>Nozzle insert with order no. 4.637-032.0</b>                     |           |             |   |                          |
| Nozzle insert up to 1,100 l/h - high pressure                       | 214       | 4.769-003.0 | Nozzle insert for detergent injector 3.637-001 for high-pressure detergent application. For high-pressure cleaners with a water flow rate up to 1100 l/h. | <input type="checkbox"/> |
| Nozzle insert up to 1,100 l/h - low pressure                        | 215       | 4.769-001.0 | For low pressure with machines up to 1.100 l/h  | <input type="checkbox"/> |
| <b>COUPLING PARTS</b>   |           |             |   |                          |
| <b>Rotary coupling</b>  |           |             |   |                          |
| Rotary coupling   | 216       | 4.111-021.0 | Reliably prevents twisting of HP hoses. Connection Easy!Lock. Handle protection   | <input type="checkbox"/> |
| <b>Connector</b>  |           |             |   |                          |
| Screw socket for surface cleaners and Servo Control controllers     | 217       | 4.111-022.0 | For attaching high-pressure nozzles and accessory parts to the HD trigger gun (with nozzle screws) - 1 × M 22 × 1.5/1 × M 18 × 1.5.                       | <input type="checkbox"/> |
| Short spray unit  | 218       | 4.111-038.0 | For attaching high-pressure nozzles and accessory parts to HP trigger gun (with nozzle screws). Not compatible with triple nozzles.                       | <input type="checkbox"/> |
| Y distributor   | 219       | 4.405-048.0 | Offers the option to connect two spray units to the machine. Installation on the high pressure outlet.  | <input type="checkbox"/> |
| <b>EASY!Lock adapter</b>  |           |             |   |                          |
| Adapter 1 M22AG-TR22AG  | 220       | 4.111-029.0 | Adapter 1 to connect the old hose with the new hose   | <input type="checkbox"/> |
| Adapter 2 M22IG-TR22AG  | 221       | 4.111-030.0 | Adapter 2 to connect the old device with the new hose and the old gun with the new hose   | <input type="checkbox"/> |
| Adapter 3 M22IG-TR22AG  | 222       | 4.111-031.0 | Adapter 3 to connect the old gun with the new spray lance and new servo regulator   | <input type="checkbox"/> |
| Adapter 4 TR22IG-D11  | 223       | 4.111-032.0 | Adapter 4 to connect the new gun with the old swivel hose   | <input type="checkbox"/> |
| Adapter 5 TR22IG-M22AG  | 224       | 4.111-033.0 | Adapter 5 to connect the new gun with the old spray lance and new servo regulator with the old spray lance  | <input type="checkbox"/> |

Available accessories.

## ACCESSORIES FOR HD 8/18-4 ST 1.524-962.0



|  |     | Order no.   | Description   |                          |
|--|-----|-------------|---|--------------------------|
| <b>COUPLING PARTS</b>  |     |             |   |                          |
| <b>EASY!Lock adapter</b>   |     |             |   |                          |
| Adapter 6 TR22IG-M22AG   | 225 | 4.111-034.0 | Adapter 6 to connect the new device with the old hose and the old hose with the new gun   | <input type="checkbox"/> |
| Adapter 7 M18IG-TR20AG   | 226 | 4.111-035.0 | Adapter 7 to connect the old spray lance with the new nozzle  | <input type="checkbox"/> |
| Adapter 8 TR20IG-M18AG   | 227 | 4.111-036.0 | Adapter 8 to connect the new spray lance with the old nozzle  | <input type="checkbox"/> |
| Adapter hose extension 9 TR  | 228 | 4.111-037.0 | Adapter 9 to connect the new hose with the new hose   | <input type="checkbox"/> |
| Adapter 12 rotary coupling EASY!Lock 22 IG - M22 x 1.8 AG          | 229 | 4.111-046.0 | Rotatable adapter for connecting EASY!Force high-pressure gun and high-pressure hoses with M 22x1.5 connection  | <input type="checkbox"/> |
| <b>HOSE REELS</b>  |     |             |   |                          |
| <b>Automatic, self-winding hose reels for wall mounting</b>        |     |             |   |                          |
| Automatic hose reel, powder-coated steel / plastic, 20 m           | 230 | 6.392-074.0 | Automatic hose reel for 20 m high-pressure hose. The console is made from powder-coated steel, the drum is made from plastic.   | <input type="checkbox"/> |
| Automatic stainless steel / synthetic material hose drum, 20 m     | 231 | 6.392-083.0 | Automatic hose reel for 20 m high-pressure hose. The console consists of stainless steel, the drum is made from plastic.  | <input type="checkbox"/> |
| Automatic hose reel, coated, 20 m                                  | 232 | 6.392-106.0 | Automatic hose reel of durable plastic. Painted steel bracket. Suitable for 20 m high-pressure hose.  | <input type="checkbox"/> |
| Hose reel, automatic, basalt grey-coated, 20 m                     | 233 | 6.392-105.0 | Automatic hose reels provide the highest level of safety and convenience for winding and unwinding HP hoses. For example: order no. 6.110-011.0 (ID 8, 20 m, 315 bar) or order no. 6.110-028.0 (ID 8, 20 m, 400 bar Longlife).        | <input type="checkbox"/> |
| Automatic hose reel, stainless steel, includes swivel holder, 20 m | 234 | 6.392-076.0 | Automatic stainless steel hose reel. With swivel holder. Suitable for 20 m high-pressure hose.  | <input type="checkbox"/> |
| Automatic stainless steel hose reel, 40 m                          | 235 | 6.392-442.0 | Automatic hose reels provide the highest level of safety and convenience for winding and unwinding HP hoses. Compatible high-pressure hose, e.g. order no. 6.110-076.0 (ID 8, 40 m, 400 bar, 1x hose reel connection attachment kit). | <input type="checkbox"/> |
| <b>WATER CONNECTION</b>  |     |             |   |                          |
| <b>Geka coupling</b>   |     |             |   |                          |
| Geka connector with hose barb, R 1/2"                              | 236 | 6.388-461.0 | with hose liner   | <input type="checkbox"/> |
| Geka connector with hose barb, R 3/4"                              | 237 | 6.388-455.0 |   | <input type="checkbox"/> |
| Geka connector with hose barb, R 1"                                | 238 | 6.388-465.0 | with hose barb  | <input type="checkbox"/> |

Available accessories.

## ACCESSORIES FOR HD 8/18-4 ST 1.524-962.0



|   |     | Order no.   | Description  |                          |
|---|-----|-------------|--|--------------------------|
| <b>WATER CONNECTION</b>                             |     |             |  |                          |
| <b>Geka coupling</b>                                |     |             |  |                          |
| Geka connector with inner thread, R 3/4"            | 239 | 6.388-473.0 | with female thread   | <input type="checkbox"/> |
| Geka connector with internal thread, R 1"           | 240 | 6.388-458.0 |  | <input type="checkbox"/> |
| <b>STATIONARY HIGH-PRESSURE CLEANING SYSTEMS</b>    |     |             |  |                          |
| Add-on kit cleaning agents double                   | 241 | 2.209-006.0 | The attachment kit makes it easy to dose a second detergent by remote control.   | <input type="checkbox"/> |
| Add-on kit pressure discharge                       | 242 | 2.209-007.0 | Attachment kit for automatic pressure relief for stationary cold and hot water high-pressure cleaners. For effective protection of the high-pressure system.   | <input type="checkbox"/> |
| Attachment kit with hour counter and pressure gauge | 243 | 2.209-008.0 | Attachment kit with hour counter and pressure gauge for stationary cold and hot water high-pressure cleaners. For easy control of the machine's operating time and operating pressure.   | <input type="checkbox"/> |
| Steel wall bracket, complete                        | 244 | 2.209-009.0 | The wall bracket enables easy and safe installation of a stationary high-pressure cleaner (cold or hot water) on the wall.   | <input type="checkbox"/> |
| Water inlet solenoid valve attachment kit           | 245 | 2.209-010.0 | Water inlet solenoid valve attachment kit for stationary cold and hot water high-pressure cleaners. The solenoid valve automatically closes the water supply to the high-pressure cleaner when the machine is at a standstill. | <input type="checkbox"/> |
| Attachment kit stand, 200 mm                        | 246 | 2.638-276.0 | The attachment kit enables stationary high-pressure cleaners from Kärcher to be installed on the ground in a versatile and stable manner. The machine is securely positioned 200 mm from the floor.                            | <input type="checkbox"/> |
| Trigger gun   | 247 | 4.775-018.0 |  | <input type="checkbox"/> |
| Double connecting                                   | 248 | 5.402-001.0 |  | <input type="checkbox"/> |
| Full-bore valve                                     | 249 | 6.412-021.0 |  | <input type="checkbox"/> |
| High-pressure ball valve                            | 250 | 6.412-066.0 |  | <input type="checkbox"/> |
| RM 1 dosing attachment kit via remote control       | 251 | 2.209-005.0 | The attachment kit makes it easy to dose the detergent via remote control.   | <input type="checkbox"/> |
| Steel floor structure                               | 252 | 2.210-001.0 | Steel floor structure for the installation of stationary high pressure cold water machines. Dimensions W x H x D: 800 x 740 x 540 mm.  | <input type="checkbox"/> |

Available accessories.

## ACCESSORIES FOR HD 8/18-4 ST 1.524-962.0



|   |     | Order no.   | Description   |                          |
|---|-----|-------------|---|--------------------------|
| <b>STATIONARY HIGH-PRESSURE CLEANING SYSTEMS</b>            |     |             |   |                          |
| Stainless steel floor structure                             | 253 | 2.210-002.0 | Stainless steel floor structure for the installation of stationary high pressure cold water machines. Dimensions W × H × D: 800 × 740 × 540 mm.                                       | <input type="checkbox"/> |
| <b>STATIONARY HIGH-PRESSURE CLEANERS</b>                    |     |             |   |                          |
| Full-bore valve   | 254 | 6.412-022.0 |   | <input type="checkbox"/> |
|   | 255 | 6.412-027.0 |   | <input type="checkbox"/> |
| High-pressure ball valve, stainless steel, G1/2"            | 256 | 6.413-500.0 | High-pressure ball valve made of stainless steel. Nominal size DN 13, nominal pressure PN 400 for a temperature range up to 100 °C. Connection G1/2" internal thread.                 | <input type="checkbox"/> |
| Dual dosing unit, stainless steel                           | 257 | 2.641-702.0 | Dual dosing unit, stainless steel.  | <input type="checkbox"/> |
| Easy Press trigger gun, M 22x1.5, grey                      | 258 | 4.775-784.0 | Easy Press trigger gun, grey.   | <input type="checkbox"/> |
| Wall bracket for 2 × cleaning agent cans, stainless steel   | 259 | 2.641-703.0 | Wall bracket for two cans.  | <input type="checkbox"/> |
| Mobile cleaning trolley with dual dosing unit and hose reel | 260 | 2.641-704.0 | Mobile cleaning trolley.  | <input type="checkbox"/> |
| High-pressure hose  | 261 | 4.440-172.0 |   | <input type="checkbox"/> |
| Foam jet, industry, 900 l/h                                 | 262 | 4.763-207.0 | Foam jet, industrial.   | <input type="checkbox"/> |
| Spray lance, rotatable, grey                                | 263 | 4.760-628.0 | Spray lance, rotatable, grey, 2,050 mm.   | <input type="checkbox"/> |
| <b>SELF-SERVICE WASHING SYSTEMS AND EQUIPMENT</b>           |     |             |   |                          |
| <b>Wash bay equipment</b>                                   |     |             |   |                          |
| 360° swivelling boom for high-pressure hose                 | 264 | 4.058-106.0 | Swivelling boom for HP-working hose (360° turning circle). Mounted above the washing bay.   | <input type="checkbox"/> |
| <b>Miscellaneous</b>  |     |             |   |                          |
| Swinging boom 180°, wall-mounted                            | 265 | 2.637-120.0 | Ideal for stationary HD/HDS machines from Kärcher, e.g. in washing bays: wall-mounted swivelling boom with 180° outreach for holding the high-pressure hose.                          | <input type="checkbox"/> |
| <b>STATIONARY HIGH-PRESSURE CLEANERS</b>                    |     |             |   |                          |
| <b>Hot water generators</b>                                 |     |             |   |                          |
| HWE 13/21-42kW  | 266 | 3.070-035.0 | The Kärcher water heater is an electric hot water generator with a powerful 42 kW heating output that can be flexibly installed on the high-pressure side of a high-pressure cleaner. | <input type="checkbox"/> |

Available accessories.