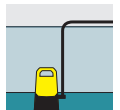


SP 16.000 DUAL

Pumps up to 16,000 l/h of clean and dirty water: The robust SP 16,000 Dual submersible pump with 2-in-1 function for dirty water, 1 mm flat pick-up and height-adjustable float switch.



Order no. 1.645-832.0

- Extremely durable thanks to the ceramic slide ring sealing
- 2-in-1 function for dirty water containing particles up to 20 mm and flat pick-up down to 1 mm
- Height-adjustable float switch for greater flexibility


Technical data

EAN code		4054278951706
Max. motor rating	W	550
Max. flow rate	l/h	< 16000
Delivery temperature	°C	max. 35
Delivery head	m	9
Pressure	bar	max. 0.9
Grain size	mm	max. 20
Immersion depth	m	max. 7
Min. residual water, manual	mm	1
Residual water height	mm	1
Connection thread		G1 1/2
Pressure-side connection thread		G1/2 internal thread
Power cable	m	10
Voltage	V	230 / 240
Frequency	Hz	50
Weight without accessories	kg	5
Weight incl. packaging	kg	5.9
Dimensions (L × W × H)	mm	237 × 241 × 279

Equipment

Comfortable carrying handle	■
Hose connection piece	G1, 1", 1 1/4", 1 1/2"
Easy hose connection thanks to Quick Connect	■
Switching between manual/automatic operation	Possibility of fixing the float switch
2-in-1 function	■
Flexible, height-adjustable float switch	■
Ceramic face seal.	■
In automatic operation (auto), the pump automatically switches with the water level	■
In manual operation, the pump runs continuously to ensure the minimum quantity of residual water	■

■ Included in the scope of supply.



Ceramic face seal.

- For an extra long lifetime.



2-in-1 function


- For dirty water and flat suction up to 1 mm.
- Select the desired mode through simple adjustment of the filter basket.



Height-adjustable float switch

- Increases the flexibility when setting the switch-on and switch-off point of the pumps and prevents dry running.

ACCESSORIES FOR SP 16.000 DUAL
1.645-832.0



		Order no.	Description	
ADAPTERS / CONNECTORS				
Pump adapter including check valve, small	1	6.997-359.0	Pump adapter with check valve for vacuum-resistant connection of suction hoses to pumps (e.g. garden pumps and high-pressure pumps for domestic use).	<input type="checkbox"/>
MISCELLANEOUS				
Fabric hose set	2	2.997-100.0	Space-saving hose set with a flexible fabric hose, including stainless steel hose clamp for connecting to submersible pumps. Ideal as a feed hose for water removal in the event of flooding.	<input type="checkbox"/>
HOSES				
PrimoFlex® hose 1" 1 m	3	2.645-247.0	The PrimoFlex® 1" quality garden hose is available by the metre, meaning it can be ordered in exactly the length you require (max. 50 m). With pressure-resistant reinforcement mesh. Contains no substances that are harmful to health.	<input type="checkbox"/>
Hose Performance Plus 3/4" -25m	4	2.645-322.0	Easy-to-handle, long-lasting and weather-resistant: the 25-metre long Performance Plus 3/4" garden hose. Flexible, ultra-robust and extremely resistant to kinks - for constant water flow.	<input type="checkbox"/>
Hose Performance Plus 3/4" -50m	5	2.645-323.0	Ultra-robust, extremely resistant to kinks and free from potentially harmful substances: the 50-metre long Performance Plus 3/4" garden hose. Made from high-quality multi-layered woven material - for constant water flow.	<input type="checkbox"/>
PrimoFlex® hose 3/4" - 25 m	6	2.645-142.0	PrimoFlex® quality garden hose (3/4"). 25 m long. With pressure-resistant woven reinforcement. Contains no substances that are harmful to health. Bursting pressure: 24 bar. High temperature resistance from 0 to +40 °C.	<input type="checkbox"/>

■ Included in the scope of supply. ☐ Available accessories. ☐ Detergents.