

## HD 7/11-4 CLASSIC

Reliable single-phase high-pressure cleaner HD 7/11-4 Classic with 700 l/h water flow, strong crankshaft pump, ceramic piston and the latest sealing technology. For long service intervals.



Order no.

1.367-305.0

- Durable crankshaft pump with ceramic-coated pistons
- Large, transparent water filter
- Infinitely variable pressure regulation


### Technical data

EAN code		4039784858749
Supply voltage	Ph / V / Hz	1 / 220 - 240 / 50
Flow rate	l/h	520 - 700
Inlet temperature	°C	60
Working pressure	bar / MPa	70 - 110 / 7 - 11
Max. pressure	bar	150
Connected load	kW	2.9
Weight (with accessories)	kg	51.6
Weight incl. packaging	kg	59.6
Dimensions (L × W × H)	mm	709 × 469 × 1000

### Equipment

Spray gun		Standard
High-pressure hose	m	10 / DN 6, 250 bar
Stainless steel spray lance	mm	850
Power nozzle		■
Anti-twist system		■
Pressure switch-off		■
Crankshaft pump with ceramic pistons		■

■ Included in the scope of supply.



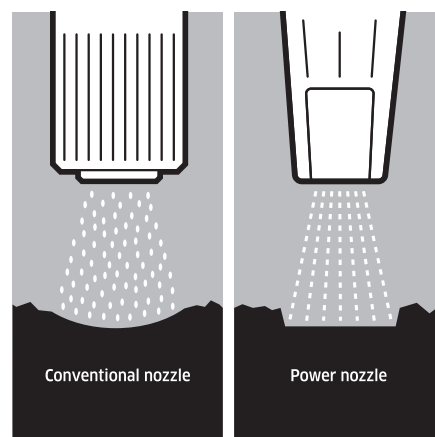
## Durable and robust

- Extra large crankshafts and connecting rods with robust ball bearings.
- Ceramic pistons for reduced wear and tear.
- High performance sealing packages for longer working times.



## Especially easy to maintain

- Wide-opening machine cover for easy access to all service and maintenance-relevant components.
- Large water fine filter for optimal protection of the pump.
- Integrated nozzle storage.




## Improved cleaning performance

- Patented Kärcher power flat jet nozzles: up to 40 percent more impact force than conventional nozzles.
- High area coverage and thorough dirt removal.

## ACCESSORIES FOR HD 7/11-4 CLASSIC

### 1.367-305.0



		Order no.	Description	
<b>TRIGGER GUNS</b>				
<b>Spray guns</b>				
Standard trigger gun	1	9.751-139.0	High-pressure gun for machines of the HD Classic range. With adapter for high-pressure hoses M 22 x 1.5.	■
EASY!Force Advanced	2	4.118-005.0	Effortless, not energy-sapping: the EASY!Force high-pressure gun uses the recoil force of the high-pressure jet to reduce the holding force for the operator to zero.	□
EASY!Force conversion kit 2 - from machine	3	4.111-051.0	Developed for retrofitting existing high-pressure cleaners from Kärcher: EASY!Force conversion kit 2 with EASY!Force high-pressure gun, spray lance, high-pressure hose and necessary adapters.	□
<b>SPRAY LANCES</b>				
<b>Spray lance</b>				
Spray lance 850 mm	4	9.751-044.0	The 600-mm long galvanised spray lance with hand screw connection is suitable for machines in the HD Classic range. The spray lance is not rotatable.	■
250 mm lance, non-rotatable	5	4.760-667.0	250 mm stainless steel lance. With manual coupling. Non-rotatable.	□
550 mm lance, non-rotatable	6	4.760-665.0	550 mm stainless steel lance. With manual coupling. Non-rotatable.	□
600 mm spray lance	7	9.751-140.0	600 mm long, zinc coated spray lance with hand screw connection. Not rotatable.	□
<b>Rotating spray lances</b>				
Spray lance, 600 mm, rotatable	8	4.760-664.0	600 mm stainless steel lance (manual coupling) with ergonomic handle for ease of use and protection. Rotatable 360° under pressure.	□
Spray lance, 840 mm, rotatable	9	4.760-663.0	850 mm stainless steel lance (manual coupling) with ergonomic handle for ease of use and protection. Rotatable 360° under pressure.	□
Spray lance, 1050 mm, rotatable	10	4.760-660.0	1050 mm stainless steel lance (manual coupling) with ergonomic handle for ease of use and protection. Rotatable 360° under pressure.	□
Spray lance, 1550 mm, rotatable	11	4.760-661.0	1550 mm stainless steel lance (manual coupling) with ergonomic handle for ease of use and protection. Rotatable 360° under pressure.	□
Spray lance, 2050 mm, rotatable	12	4.760-662.0	2050 mm stainless steel lance (manual coupling) with ergonomic handle for ease of use and protection. Rotatable 360° under pressure.	□
<b>Angular spray lance</b>				
Spray lance for toilets and rain gutters	13	4.760-073.0	Stainless steel lance WC and gutter with nozzle insert. Specially shaped for effective and hygienic cleaning of gutters and toilets.	□
<b>Flexible spray lance</b>				
Flexible lance, 1050 mm	14	6.394-654.0	1050 mm flexible lance with variable bend from 20° to 140°, ideal for cleaning difficult to reach areas, e.g. gutters.	□

■ Included in the scope of supply. □ Available accessories.

## ACCESSORIES FOR HD 7/11-4 CLASSIC

1.367-305.0



		Order no.	Description	
<b>SPRAY LANCES</b>				
<b>Flexible spray lance</b>				
High pressure articulated joint	15	4.481-039.0	High-pressure articulated joint: Thanks to infinite angle adjustment up to 120°, this tool is ideal to effortlessly clean hard-to-reach areas. Simply attach to the spray lance of the pressure washer.	<input type="checkbox"/>
<b>Undercarriage spray lance</b>				
Underbody lance	16	4.760-245.0	Stainless steel lance for effective and easy underbody and wheel arch cleaning. Without high-pressure nozzle.	<input type="checkbox"/>
<b>KÄRCHER POWER NOZZLE</b>				
<b>Power nozzle spray angle 25°</b>				
Power nozzle 25°, 050	17	2.883-399.0	Fan jet nozzle with 25° spray angle, suitable for large areas and removing stubborn dirt and stains.	<input checked="" type="checkbox"/>
<b>HP nozzle spray angle 0°</b>				
Power nozzle 0°, 050	18	2.884-535.0	High-pressure nozzle with powerful jet for extremely stubborn dirt.	<input type="checkbox"/>
<b>Power nozzle spray angle 15°</b>				
Power nozzle 15°, 055	19	2.883-390.0	Fan jet nozzle with 15° spray angle suitable for stubborn dirt.	<input type="checkbox"/>
<b>Power nozzle spray angle 40°</b>				
Power nozzle 40°, 050	20	2.884-524.0	Power nozzle with a 40° spray angle and fan jet, suitable for large areas and sensitive surfaces.	<input type="checkbox"/>
<b>ROTARY NOZZLES (DIRT BLASTERS)</b>				
<b>Dirt Blaster, small</b>				
Dirt blaster, 050	21	4.767-233.0	Full power against stubborn dirt: the new performance dirt blaster with nozzle size 050 achieves up to 50% higher cleaning and area performance than its predecessor.	<input type="checkbox"/>
<b>Dirt blaster, large</b>				
Dirt blaster, 050	22	4.763-253.0	The dirt blaster with rotating pencil jet offers 10 times better cleaning performance. Ceramic nozzle and bearing ring for a long service life. Further data: Max. 300 bar, 30 MPa, 85°C.	<input type="checkbox"/>
<b>MULTIPLE-JET NOZZLES</b>				
<b>Triple nozzles</b>				
Triple nozzle, 053	23	4.767-155.0	Triple nozzle with manual nozzle changeover. Convenient spray adjustment. For machines with an injector, the low-pressure flat stream is useful for cleaning agent suction and application. Connection M 18 × 1.5.	<input type="checkbox"/>
<b>HIGH-PRESSURE HOSES</b>				
<b>Standard with unions on both sides</b>				
High-pressure hose, 10 m, DN 8, 315 bar, 2 × M22 × 1.5	24	6.391-342.0	To extend the operating radius with the high-pressure cleaner. Connection on both sides M22 × 1.5.	<input type="checkbox"/>
High-pressure hose, 15 m, DN 8, 315 bar, 2 × M22 × 1.5	25	6.390-010.0	With screw connections on both sides, M 22 × 1.5 with bend protection.	<input type="checkbox"/>
High-pressure hose, 20 m, DN 8, 315 bar, 2 × M22 × 1.5	26	6.390-031.0	Screw connections at both ends, M 22 × 1.5, with kink protection.	<input type="checkbox"/>
High-pressure hose, 30 m, DN 8, 315 bar, 2 × M22 × 1.5	27	6.390-293.0	To extend the operating radius with the high-pressure cleaner. Connection on both sides M22 × 1.5.	<input type="checkbox"/>
<b>Longlife 400 with unions on both sides</b>				
High-pressure hose Longlife, 1.5 m, DN 8, 400 bar, 2 × M22 × 1.5	28	6.390-178.0	1.5 m high-pressure hose (DN 8, M 22 × 1.5) with kink protection and connectors at both ends. For connecting to hose reels with appropriate connector (M 22 × 1.5).	<input type="checkbox"/>

■ Included in the scope of supply.    □ Available accessories.

## ACCESSORIES FOR HD 7/11-4 CLASSIC

### 1.367-305.0



27, 29, 31-32



30



33, 35, 37




34, 36



38, 102-104



39



40



41-42

		Order no.	Description	
<b>HIGH-PRESSURE HOSES</b>				
<b>Longlife 400 with unions on both sides</b>				
High-pressure hose Longlife, 10 m, DN 8, 400 bar, 2 x M22 x 1.5	29	6.388-083.0	10 m high-pressure hose Longlife 400 (DN 8) with rotary coupling, two layer high-strength steel wire reinforced. Connectors at both ends. M 22 x 1.5, with kink protection.	<input type="checkbox"/>
High-pressure hose Longlife, 15 m, DN 8, 400 bar, 2 x M22 x 1.5	30	6.389-709.0	With rotary coupling, 2 x M 22 x 1.5	<input type="checkbox"/>
High-pressure hose Longlife, 20 m, DN 8, 400 bar, 2 x M22 x 1.5	31	6.390-027.0	with rotary coupling, 2 x M 22 x 1.5	<input type="checkbox"/>
High-pressure hose Longlife, 30 m, DN 8, 400 bar, 2 x M22 x 1.5	32	6.390-294.0	With rotary coupling, 2 x M 22 x 1.5	<input type="checkbox"/>
<b>PIPE CLEANING</b>				
<b>Pipe cleaning hose, ID 6</b>				
Pipe cleaning hose, ID 6, 10 m, max. 250 bar	33	6.110-046.0	The 10 m pipe cleaning hose is a highly flexible high pressure hose for pipe interior cleaning (threaded connection for nozzle R 1/8).	<input type="checkbox"/>
Pipe cleaning hose, DN 6, 20 m, max. 120 bar	34	6.390-028.0	The 20 m pipe cleaning hose is a highly flexible high pressure hose for pipe interior cleaning (threaded connection for nozzle R 1/8).	<input type="checkbox"/>
Pipe cleaning hose, ID 6, 20 m, max. 250 bar	35	6.110-008.0		<input type="checkbox"/>
Pipe cleaning hose, DN 6, 30 m, max. 120 bar	36	6.390-029.0	30 m flexible high-pressure hose (DN 6) for cleaning pipes (threaded connection for R 1/8 nozzle).	<input type="checkbox"/>
Pipe cleaning hose, ID 6, 30 m, max. 250 bar	37	6.110-047.0	The 30 m pipe cleaning hose is a highly flexible high pressure hose for pipe interior cleaning (threaded connection for nozzle R 1/8).	<input type="checkbox"/>
Pipe cleaning hose, DN 6, 20 m, max. 250 bar	38	6.390-030.0	The 20 m pipe cleaning hose is a highly flexible high pressure hose for pipe interior cleaning (threaded connection for nozzle R 1/8).	<input type="checkbox"/>
<b>Pipe cleaning nozzle</b>				
Pipe cleaning dirt blaster D21/060	39	4.765-002.0	The forward-tilted rotating pencil jet removes the most stubborn dirt. The three backwards-tilted jets ensure the necessary forward movement, as well as convenient handling.	<input type="checkbox"/>
Pipe cleaning dirt blaster D30/060	40	4.765-005.0		<input type="checkbox"/>
Pipe cleaning nozzle	41	5.763-015.0	16 mm pipe cleaning nozzle with internal thread. Various jet directions for environmentally-friendly cleaning of blocked drains and pipes.	<input type="checkbox"/>
	42	5.763-016.0		<input type="checkbox"/>

■ Included in the scope of supply. □ Available accessories.

## ACCESSORIES FOR HD 7/11-4 CLASSIC

### 1.367-305.0



		Order no.	Description	
<b>PIPE CLEANING</b>				
<b>Pipe cleaning nozzle</b>				
Pipe cleaning nozzle	43	5.763-017.0	Pipe cleaning nozzle with inner thread. Different spray directions. The hose moves freely through the pipe. (R 1/8" connection, 3 × 30° backwards, diameter 30 mm.)	<input type="checkbox"/>
Rotating pipe cleaning nozzle	44	6.415-428.0	Pipe cleaning nozzle with four rotating jets and inner thread. Different spray directions. The hose moves freely through the pipe. With R 1/8" connection.	<input type="checkbox"/>
<b>FLOOR AND HARD SURFACE CLEANER</b>				
<b>Hard Surface Cleaner FRV 30</b>				
FRV 30 surface cleaner	45	2.642-999.0	With the integrated and automatic suction of the dirty water, the FRV 30 makes surface cleaning even more efficient. There is no longer a need to rinse the surface after cleaning, as the dirty water can be removed through the 5m suction hose, which is supplied. Additional features include the non-marking steering rollers and double ceramic bearings. Machine specific nozzle kit must be ordered separately.	<input type="checkbox"/>
Rubber lip for FRV 30	46	2.642-910.0	For smooth floors indoors. The squeegee increases the suction performance of the FRV 30 and minimises the amount of water remaining. This means the floor is dry in just a few minutes.	<input type="checkbox"/>
Extension hose 5 m	47	4.440-939.0	5m extension hose for FRV 30. Connection sleeve included.	<input type="checkbox"/>
Hose fastening attachment kit	48	2.642-528.0	Suction cup for fixing the suction hose to smooth surfaces.	<input type="checkbox"/>
Dirt trap attachment kit	49	2.642-532.0	Galvanised steel bucket for collecting coarse dirt and for fixing the suction hose in outside areas.	<input type="checkbox"/>
<b>Hard surface cleaner FR 30</b>				
Surface Cleaner FR 30	50	2.642-997.0	Up to 10 times greater area coverage compared with the conventional high pressure jet. Plastic casing for optimal manoeuvrability, double ceramic bearing for long working times, flexible connection joint for ergonomic handling and integrated parking position. Machine specific nozzle kit must be ordered separately.	<input type="checkbox"/>
<b>FR 30 Me surface cleaner</b>				
Hard surface cleaner FR 30 Me	51	2.640-355.0	Hot water resistant stainless steel surface cleaner with double ceramic bearings, non-marking swivel castors and suction hose connection. Ideal for indoor cleaning, e.g. food industry.	<input type="checkbox"/>
<b>Hard Surface Cleaner FR 50</b>				
Hard surface cleaner FR 50	52	2.640-679.0	Hot water resistant stainless steel surface cleaner with 500 mm working width. Ideal for large areas. With double ceramic bearings, push handle, non-marking swivel castors and detergent dosing system.	<input type="checkbox"/>
<b>Machine-specific nozzle kits for FR</b>				
Nozzle kit for FR, 650 l/h - 850 l/h	53	2.639-187.0	Nozzle kit includes power nozzles and unions. For Kärcher surface cleaners (650 to 850 l/h).	<input type="checkbox"/>
<b>Machine-specific nozzle kits for FRV</b>				
Nozzle kit for FRV, 050	54	2.642-433.0	Machine-specific nozzle kit with Kärcher power nozzles and jet nozzle for FRV 30.	<input type="checkbox"/>
<b>FRV 30 Me surface cleaner</b>				
FRV 30 Me	55	2.642-911.0	Thanks to automatic suction of the dirty water, the stainless steel FRV 30 Me Surface Cleaner makes surface cleaning more efficient in both inside and outside areas. Hot water cleaning up to 85°C.	<input type="checkbox"/>
Extension hose FRV 30 Me and FRV 50 Me	56	4.441-040.0	5 m extension hose for FRV 30 Me. Includes connecting adapter.	<input type="checkbox"/>

■ Included in the scope of supply. □ Available accessories.



## ACCESSORIES FOR HD 7/11-4 CLASSIC

### 1.367-305.0




		Order no.	Description	
<b>FOAM SYSTEMS</b>				
<b>Cup foam lance</b>				
Cup foam lance Advanced	57	6.394-969.0	Short, handy foam lance with adjustable spray angle with 1 litre detergent tank. Ideal for cleaning cars due to its compact design.	<input type="checkbox"/>
1-litre cleaning agent container for cup foam lance basic	58	5.071-414.0	For the quick change of the cleaning agent: Additional 1 litre cleaning agent container for basic foam lance (2.112-053.0, 2.112-054.0 and 2.112-055.0).	<input type="checkbox"/>
1-litre cleaning agent container for cup foam lance advanced	59	6.414-050.0	Additional 1-litre cleaning agent container for quick replacement of the cleaning agent (for foam lance 2.112-017.0 and 2.112-018.0).	<input type="checkbox"/>
<b>Inno Foam Kit</b>				
Inno Foam Set with detergent injector	60	2.640-151.0	High-pressure foam system with double lance (foam nozzle and high-pressure jet for rinsing). For use with mobile and stationary high-pressure and HDS pressure cleaners for cleaning or disinfection.	<input type="checkbox"/>
<b>Easy Foam Set</b>				
Easy Foam Set with RM injector	61	2.640-691.0	HP foam system for use with HD/HDS units for cleaning and disinfecting. Foam nozzle for connection to lance and HP chemical injector with precision 0-5% metering valve. The machine specific nozzle kit has to be ordered separately.	<input type="checkbox"/>
<b>Nozzle kits for Inno/Easy Foam Set</b>				
Nozzle kit 090 for Inno / Easy Set 700-1,000 l/h	62	2.640-688.0	Nozzle kit contains Kärcher power nozzles and nozzle inserts. For Inno/Easy-Foam set 700-1000 l/h. For optimal foam system performance.	<input type="checkbox"/>
<b>MIXERS AND INJECTORS</b>				
<b>Cleaning agent injector</b>				
Cleaning agent injector for high pressure (without nozzle)	63	3.637-170.0	Cleaning agent dosage at high pressure 3 - 5 %	<input type="checkbox"/>
Cleaning agent injector for high and low pressure (without nozzles)	64	3.637-001.0	Detergent injector for independent high and low pressure dosage. Maximum dosage about 15%.	<input type="checkbox"/>
<b>Machine-specific nozzle kit with order no. 4.637-033.0</b>				
Nozzle kit 750-1000 l/h	65	4.769-011.0	For HD/HDS 750 - 1000 l/h. Consists of nozzle insert + HP power nozzle + union	<input type="checkbox"/>
Nozzle kit 750-1000 l/h	66	4.769-047.0		<input type="checkbox"/>
<b>Nozzle insert with order no. 4.637-032.0</b>				
Nozzle insert up to 1,100 l/h - high pressure	67	4.769-003.0	Nozzle insert for detergent injector 3.637-001 for high-pressure detergent application. For high-pressure cleaners with a water flow rate up to 1100 l/h.	<input type="checkbox"/>
Nozzle insert up to 1,100 l/h - low pressure	68	4.769-001.0	For low pressure with machines up to 1.100 l/h	<input type="checkbox"/>
<b>QUICK CONNECT</b>				
Quick coupling	69	6.401-458.0	For fast changes between different spray lances/accessories. Perfect for Kärcher spray unit, suitable for trigger gun/spray lance interface. With M 22 x 1.5 internal thread.	<input type="checkbox"/>
Male coupling	70	6.401-459.0	Hardened stainless steel male coupling for quick coupling 6.401-458. With M 22 x 1.5 external thread.	<input type="checkbox"/>

☐ Available accessories.

## ACCESSORIES FOR HD 7/11-4 CLASSIC

### 1.367-305.0



		Order no.	Description	
DRUM AND TANK CLEANING				
Add-on kit mud sucker	71	2.641-798.0	For connection to the high-pressure hose of Kärcher high-pressure cleaners: Powerful sludge suction cleaner for the retrofitting of high-pressure cleaners to dirt pumps.	<input type="checkbox"/>
OTHER HP ACCESSORIES				
Starting current limiter	72	2.637-495.0	Reduces starting current in single-phase supply and protects line fuse.	<input type="checkbox"/>
COUPLING PARTS				
Rotary coupling				
Rotary coupling	73	4.401-091.0	Reliably prevents twisting of HP hoses. Connection M 22 × 1.5 m. Handle protection	<input type="checkbox"/>
Coupling				
Coupler -2 × M22 × 1,5	74	4.403-002.0	For connecting and extending high-pressure hoses. Connection 2 × M 22 × 1.5.	<input type="checkbox"/>
Connector				
Nozzle screws / screw socket	75	4.402-022.0	Nozzle connector/screw connector for connecting high-pressure nozzles and accessories to the high-pressure trigger gun (with nozzle connector). Connectors: 1x M 22 × 1.5 and 1x M 18 × 1.5.	<input type="checkbox"/>
Y distributor	76	4.405-048.0	Offers the option to connect two spray units to the machine. Installation on the high pressure outlet.	<input type="checkbox"/>
	77	4.111-024.0		<input type="checkbox"/>
Adapters				
Sealing cone complete	78	4.424-004.0	In order to install high-pressure hose with male coupling on thread with M22 × 1.5 Alternative:4.111-032.0 Adapter 4 - Device new / Hose old Swivel	<input type="checkbox"/>
EASY!Lock adapter				
Adapter 1 M22AG-TR22AG	79	4.111-029.0	Adapter 1 to connect the old hose with the new hose	<input type="checkbox"/>
Adapter 2 M22IG-TR22AG	80	4.111-030.0	Adapter 2 to connect the old device with the new hose and the old gun with the new hose	<input type="checkbox"/>
Adapter 3 M22IG-TR22AG	81	4.111-031.0	Adapter 3 to connect the old gun with the new spray lance and new servo regulator	<input type="checkbox"/>
Adapter 5 TR22IG-M22AG	82	4.111-033.0	Adapter 5 to connect the new gun with the old spray lance and new servo regulator with the old spray lance	<input type="checkbox"/>
Adapter 6 TR22IG-M22AG	83	4.111-034.0	Adapter 6 to connect the new device with the old hose and the old hose with the new gun	<input type="checkbox"/>
Adapter 7 M18IG-TR20AG	84	4.111-035.0	Adapter 7 to connect the old spray lance with the new nozzle	<input type="checkbox"/>

☐ Available accessories.



## ACCESSORIES FOR HD 7/11-4 CLASSIC

### 1.367-305.0



		Order no.	Description	
<b>COUPLING PARTS</b>				
<b>EASY!Lock adapter</b>				
Adapter 8 TR20IG-M18AG	85	4.111-036.0	Adapter 8 to connect the new spray lance with the old nozzle	<input type="checkbox"/>
Adapter 12 rotary coupling EASY!Lock 22 IG - M22 x 1.8 AG	86	4.111-046.0	Rotatable adapter for connecting EASY!Force high-pressure gun and high-pressure hoses with M 22x1.5 connection	<input type="checkbox"/>
<b>HOSE REELS</b>				
<b>Automatic, self-winding hose reels for wall mounting</b>				
Automatic stainless steel hose reel, 20 m	87	6.391-520.0		<input type="checkbox"/>
Automatic stainless steel hose reel, 40 m	88	6.392-442.0	Automatic hose reels provide the highest level of safety and convenience for winding and unwinding HP hoses. Compatible high-pressure hose, e.g. order no. 6.110-076.0 (ID 8, 40 m, 400 bar, 1x hose reel connection attachment kit).	<input type="checkbox"/>
Powder-coated swivel holder	89	2.639-931.0	Swivel holder for automatic hose reel wall mounting. For maximum action radius and flexibility of high-pressure hose. Rotatable 120°. Galvanised steel.	<input type="checkbox"/>
Stainless steel swivel holder	90	2.641-867.0	Swivelling wall bracket made of high-grade steel (for 2.641-866). This makes maximum flexibility and convenience possible when working with the HP hose.	<input type="checkbox"/>
Automatic plastic hose reel incl. high-pressure hose, 15 m	91	2.639-257.0	Spring-mounted and ready-to-use automatic hose reel for wall mounting. Simplifies handling of the high-pressure hose, shortens set-up times and increases occupational safety.	<input type="checkbox"/>
Automatic hose reel, powder-coated steel / plastic, 20 m	92	6.392-074.0	Automatic hose reel for 20 m high-pressure hose. The console is made from powder-coated steel, the drum is made from plastic.	<input type="checkbox"/>
Automatic stainless steel / synthetic material hose drum, 20 m	93	6.392-083.0	Automatic hose reel for 20 m high-pressure hose. The console consists of stainless steel, the drum is made from plastic.	<input type="checkbox"/>
Automatic hose reel, coated, 20 m	94	6.392-106.0	Automatic hose reel of durable plastic. Painted steel bracket. Suitable for 20 m high-pressure hose.	<input type="checkbox"/>
Hose reel, automatic, basalt grey-coated, 20 m	95	6.392-105.0	Automatic hose reels provide the highest level of safety and convenience for winding and unwinding HP hoses. For example: order no. 6.110-011.0 (ID 8, 20 m, 315 bar) or order no. 6.110-028.0 (ID 8, 20 m, 400 bar Longlife).	<input type="checkbox"/>
Automatic hose reel, stainless steel, includes swivel holder, 20 m	96	6.392-076.0	Automatic stainless steel hose reel. With swivel holder. Suitable for 20 m high-pressure hose.	<input type="checkbox"/>
<b>FACADE AND SOLAR PANEL CLEANING</b>				
<b>Brushes</b>				
iSolar 800 Advanced	97	6.368-094.0	iSolar 800 water-driven brush head, 800 mm wide, for water flow rates of 700-1,000 l/h. With two contra-rotating disc brushes and flexible angle joint. For photovoltaic systems.	<input type="checkbox"/>
iSolar 400 Advanced	98	6.368-092.0	iSolar 400 brush for water flow rate of 700-1,000 l/h. The water-driven disc brush with a width of 400 mm cleans small to medium-sized photovoltaic systems. Also perfect for use on elevated systems.	<input type="checkbox"/>

☐ Available accessories.

## ACCESSORIES FOR HD 7/11-4 CLASSIC

### 1.367-305.0



		Order no.	Description	
<b>FACADE AND SOLAR PANEL CLEANING</b>				
<b>Water softening</b>				
WS 50	99	6.368-463.0	The mobile WS 50 water softening unit prevents lime residue on clean surfaces. A special ion-exchange resin removes the dissolved limescale from the water.	<input type="checkbox"/>
WS 100	100	6.368-464.0	The mobile WS 100 water softening unit prevents lime residue on clean surfaces. A special ion-exchange resin removes the dissolved limescale from the water.	<input type="checkbox"/>
WS Regenerator	101	6.368-465.0	With the WS Regenerator regeneration system, the softening cartridges of the water softening units WS 50 and WS 100 can be backflushed and regenerated at the push of a button.	<input type="checkbox"/>
<b>Hoses</b>				
iSolar HP hose 7	102	6.392-978.0	High-quality, flexible HP hose (with rubber covering) for the iSolar TL 7. The outer layer has especially good sliding properties when extending and retracting the telescopic rod.	<input type="checkbox"/>
iSolar HP hose 10	103	6.392-977.0	High-quality, flexible HP hose (with rubber covering) for the iSolar TL 10. The outer layer has especially good sliding properties when extending and retracting the telescopic rod.	<input type="checkbox"/>
iSolar HP hose 14	104	6.392-976.0	High-quality, flexible HP hose (with rubber covering) for the iSolar TL 14. The outer layer has especially good sliding properties when extending and retracting the telescopic rod.	<input type="checkbox"/>
<b>Attachment kits and adapters</b>				
iSolar fall protection	105	6.988-152.0	Certified personal security system for rooftop work. Contents: Travelling fall arrestor with shock absorber and 15 m kernmantle rope, harness, anchoring sling and sheet steel case.	<input type="checkbox"/>
<b>WET BLASTING ATTACHMENT</b>				
<b>Wet blasting attachment (without nozzle)</b>				
Wet blasting attachment with flow control (without nozzles)	106	4.762-010.0	Paint, rust and scale removal made easy: Kärcher wet blasting attachment with flow control for adding blasting abrasive to the high-pressure jet.	<input type="checkbox"/>
Wet blasting attachment without flow control (nozzles not included)	107	4.762-022.0	Addition of spray agent to the high pressure jet. For paint stripping, rust removal and descaling. Assembly on spray lance instead of high-pressure nozzle. Without water flow regulation	<input type="checkbox"/>
<b>Nozzle kits for wet jet unit</b>				
Nozzle kit for wet jet unit 050	108	2.637-902.0	Nozzle kit with wet blasting nozzle and nozzle insert (type specific). For optimal Kärcher wet blasting attachment performance. Only in combination with wet blasting attachment 4.762-010/-022.	<input type="checkbox"/>
<b>Boron carbide nozzle</b>				
Boron carbide nozzle, for machines up to 1,000 l/h	109	6.415-084.0	In addition to nozzle packs. Very wear-resistant nozzle with boron carbide chuck for continuous-duty operation.	<input type="checkbox"/>
<b>WATER CONNECTION</b>				
<b>Geka coupling</b>				
Geka connector with hose barb, R 3/4"	110	6.388-455.0	with hose liner	<input type="checkbox"/>
Geka connector with inner thread, R 3/4"	111	6.388-473.0	with female thread	<input type="checkbox"/>
<b>Suction filter</b>				
Water suction filter	112	6.414-956.0	Suitable for ponds, storage tanks or similar, polyamide filter casing, stainless steel strainer, 800 µm mesh, R 3/4" and R 1" connection, without non-return valve	<input type="checkbox"/>

☐ Available accessories.

## ACCESSORIES FOR HD 7/11-4 CLASSIC

### 1.367-305.0



		Order no.	Description	
<b>WATER CONNECTION</b>				
<b>Suction filter</b>				
Suction filter with check valve	113	4.730-012.0	Brass suction filter suitable for ponds, storage tanks, etc. With check valve.	<input type="checkbox"/>
<b>Water fine filter</b>				
Universal water fine filter, 25 µm	114	2.637-020.0	Water fine filter, mesh size 25 µm, max. temperature 50 °C. Protects the machine from small dirt particles in the water. Water volume up to 1200 l/h. 3/4" connection, with 1" adapter.	<input type="checkbox"/>
Water fine filter, with adapter	115	4.730-102.0	Fine-mesh water filter, 125 µm, max. temperature 50°C. Protects the high-pressure cleaner from dirt particles contained in the water. Water flow rate up to 1200 l/h. Connection 3/4", with adapter, 1".	<input type="checkbox"/>
<b>Water supply hose</b>				
Water supply hose	116	4.440-038.0	NW 13 R1" / R 3/4", up to 30 °C	<input type="checkbox"/>
<b>Backflow check valve</b>				
Backflow preventer	117	2.641-374.0	To prevent detergent getting into the drinking water cycle in case of inlet at low-pressure. - hot water resistant up to 80 °C - tested according to IEC 60335-2-79 - integrated leakage protection	<input type="checkbox"/>
<b>WASHING BRUSHES</b>				
<b>Push-on washing brush</b>				
Push-on wash brush	118	4.762-497.0	The wash brush is fitted directly onto the devices' new dual and triple nozzles using clamping.	<input type="checkbox"/>
<b>Rotating washing brush</b>				
Rotating wash brush for < 800 l/h machines, nylon bristles	119	4.762-561.0	The rotating wash brush gently removes fine dust and traffic film from all surfaces. Temperature resistant up to 60°C. (M 18 × 1.5, replaceable brush insert).	<input type="checkbox"/>
Rotating wash brush for < 800 l/h machines, natural bristles	120	4.762-560.0	Driven by water stream. Gently removes fine dust and traffic film from any surface. Temperature resistant up to 60°C, M 18 × 1.5 (replaceable brush insert).	<input type="checkbox"/>

☐ Available accessories.