

## HD 6/15 G CLASSIC

Compact and mobile HD 6/15 G Classic cold water high-pressure cleaner with petrol engine and robust crankshaft pump. Ideally suited for municipalities, construction and handicraft.



**Order no.** 1.187-010.0

- Independent high-pressure cleaning irrespective of external power sources
- Robust crankshaft pump with ceramic pistons
- Compact, light and very mobile

### Technical data

<b>EAN code</b>		4054278731643
<b>Flow rate</b>	<b>l/h</b>	600
<b>Working pressure</b>	<b>bar / MPa</b>	150 / 15
<b>Max. pressure</b>	<b>bar / MPa</b>	200 / 20
<b>Water inlet</b>		R 3/4"
<b>Drive type</b>		Petrol
<b>Motor type</b>		G200FA
<b>Number of users at one time</b>		1
<b>Portability</b>		High
<b>Colour</b>		anthracite
<b>Weight (with accessories)</b>	<b>kg</b>	34.5
<b>Weight incl. packaging</b>	<b>kg</b>	42.2
<b>Dimensions (L × W × H)</b>	<b>mm</b>	878 × 538 × 702

### Scope of supply

**Spray gun:** Standard  
**High-pressure hose length:** 10 m  
**Power nozzle**

### Equipment

**Cage frame**  
**Crankshaft pump with ceramic pistons**



## Independence

- Allows independence of external power sources.
- Complies with the requirements of exhaust emissions standard EU STAGE V.
- Convenient manual pull start.



## Outstanding mobility

- Large wheels with pneumatic tyres for uneven surfaces.
- The compact and slim machine is also very easy to manoeuvre in confined areas.
- For excellent mobility, comfortable transport and space-saving storage – fits perfectly in a standard car.



## Durable and robust

- A robust tubular steel frame reliably protects the machine against damage.
- Thermostat valve to protect the pump from overheating in recirculation mode.
- Crankshaft pump with ceramic pistons.

## ACCESSORIES FOR HD 6/15 G CLASSIC

### 1.187-010.0



	Order no.	Description	
<b>TRIGGER GUNS</b>			
<b>Spray guns</b>			
Pistol	1 9.751-376.0		■
EASY!Force Advanced	2 4.118-005.0	Effortless, not energy-sapping: the EASY!Force high-pressure gun uses the recoil force of the high-pressure jet to reduce the holding force for the operator to zero.	□
EASY!Force conversion kit 2 - from machine	3 4.111-051.0	Developed for retrofitting existing high-pressure cleaners from Kärcher: EASY!Force conversion kit 2 with EASY!Force high-pressure gun, spray lance, high-pressure hose and necessary adapters.	□
<b>SPRAY LANCES</b>			
<b>Spray lance</b>			
600 mm spray lance	4 9.751-140.0	600 mm long, zinc coated spray lance with hand screw connection. Not rotatable.	■
Spray lance Classic 1,050 mm	5 4.760-855.0	High-pressure spray lance with M 22 screw connections from the Classic series from Kärcher. Also suitable for hot water high-pressure cleaners.	□
250 mm lance, non-rotatable	6 4.760-667.0	250 mm stainless steel lance. With manual coupling. Non-rotatable.	□
<b>Rotating spray lances</b>			
Spray lance, 600 mm, rotatable	7 4.760-664.0	600 mm stainless steel lance (manual coupling) with ergonomic handle for ease of use and protection. Rotatable 360° under pressure.	□
Spray lance, 840 mm, rotatable	8 4.760-663.0	850 mm stainless steel lance (manual coupling) with ergonomic handle for ease of use and protection. Rotatable 360° under pressure.	□
Spray lance, 1050 mm, rotatable	9 4.760-660.0	1050 mm stainless steel lance (manual coupling) with ergonomic handle for ease of use and protection. Rotatable 360° under pressure.	□
Spray lance, 1550 mm, rotatable	10 4.760-661.0	1550 mm stainless steel lance (manual coupling) with ergonomic handle for ease of use and protection. Rotatable 360° under pressure.	□
Spray lance, 2050 mm, rotatable	11 4.760-662.0	2050 mm stainless steel lance (manual coupling) with ergonomic handle for ease of use and protection. Rotatable 360° under pressure.	□
<b>Angular spray lance</b>			
Spray lance for toilets and rain gutters	12 4.760-073.0	Stainless steel lance WC and gutter with nozzle insert. Specially shaped for effective and hygienic cleaning of gutters and toilets.	□
<b>Flexible spray lance</b>			
High pressure articulated joint	13 4.481-039.0	High-pressure articulated joint: Thanks to infinite angle adjustment up to 120°, this tool is ideal to effortlessly clean hard-to-reach areas. Simply attach to the spray lance of the pressure washer.	□
Jet pipe flexible 0,85m, 850 mm	14 6.394-655.0	1050 mm flexible lance with variable bend from 20° to 140°, ideal for cleaning difficult to reach areas, e.g. gutters.	□

■ Included in the scope of supply. □ Available accessories.

## ACCESSORIES FOR HD 6/15 G CLASSIC

### 1.187-010.0



		Order no.	Description	
<b>SPRAY LANCES</b>				
<b>Flexible spray lance</b>				
Flexible lance, 1050 mm	15	6.394-654.0	1050 mm flexible lance with variable bend from 20° to 140°, ideal for cleaning difficult to reach areas, e.g. gutters.	<input type="checkbox"/>
<b>Undercarriage spray lance</b>				
Underbody lance	16	4.760-245.0	Stainless steel lance for effective and easy underbody and wheel arch cleaning. Without high-pressure nozzle.	<input type="checkbox"/>
<b>KÄRCHER POWER NOZZLE</b>				
<b>Power nozzle spray angle 25°</b>				
Power nozzle 25°, 035	17	2.885-255.0	Flat stream for large area performance and stubborn dirt.	<input checked="" type="checkbox"/>
<b>ROTARY NOZZLES (DIRT BLASTERS)</b>				
<b>Dirt blaster, large</b>				
Dirt blaster, 040	18	4.763-252.0	The dirt blaster with rotating pencil jet offers 10 times better cleaning performance. Ceramic nozzle and bearing ring for a long service life. Further data: Max. 300 bar, 30 MPa, 85°C.	<input type="checkbox"/>
<b>HIGH-PRESSURE HOSES</b>				
<b>Standard with unions on both sides</b>				
High-pressure hose, 10 m, ID 8, 315 bar, 2 × M22 × 1.5	19	6.391-342.0	To extend the operating radius with the high-pressure cleaner. Connection on both sides M22 × 1.5.	<input type="checkbox"/>
High-pressure hose, 15 m, ID 8, 315 bar, 2 × M22 × 1.5	20	6.390-010.0	With screw connections on both sides, M 22 × 1.5 with bend protection.	<input type="checkbox"/>
High-pressure hose, 20 m, ID 8, 315 bar, 2 × M22 × 1.5	21	6.390-031.0	Screw connections at both ends, M 22 × 1.5, with kink protection.	<input type="checkbox"/>
High-pressure hose, 30 m, ID 8, 315 bar, 2 × M22 × 1.5	22	6.390-293.0	To extend the operating radius with the high-pressure cleaner. Connection on both sides M22 × 1.5.	<input type="checkbox"/>
<b>Longlife 400 with unions on both sides</b>				
High-pressure hose Longlife, 1,5 m, ID 8, 400 bar, 2 × M22 × 1.5	23	6.390-178.0	1.5 m high-pressure hose (DN 8, M 22 × 1.5) with kink protection and connectors at both ends. For connecting to hose reels with appropriate connector (M 22 × 1.5).	<input type="checkbox"/>
High-pressure hose Longlife, 10 m, ID 8, 400 bar, 2 × M22 × 1.5	24	6.388-083.0	10 m high-pressure hose Longlife 400 (DN 8) with rotary coupling, two layer high-strength steel wire reinforced. Connectors at both ends. M 22 × 1.5, with kink protection.	<input type="checkbox"/>
	25	6.391-354.0	To extend the operating radius with the high-pressure cleaner. Connection on both sides M22 × 1.5.	<input type="checkbox"/>
High-pressure hose Longlife, 15 m, ID 8, 400 bar, 2 × M22 × 1.5	26	6.389-709.0	With rotary coupling, 2 × M 22 × 1.5	<input type="checkbox"/>
High-pressure hose Longlife, 20 m, ID 8, 400 bar, 2 × M22 × 1.5	27	6.390-027.0	with rotary coupling, 2 × M 22 × 1.5	<input type="checkbox"/>
High-pressure hose Longlife, 30 m, ID 8, 400 bar, 2 × M22 × 1.5	28	6.390-294.0	With rotary coupling, 2 × M 22 × 1.5	<input type="checkbox"/>

■ Included in the scope of supply. □ Available accessories.

## ACCESSORIES FOR HD 6/15 G CLASSIC

### 1.187-010.0



29



31



32-33, 35, 37



34, 36, 38



39



40



41




42

		Order no.	Description	
<b>HIGH-PRESSURE HOSES</b>				
<b>Longlife food design with screw connections at both ends</b>				
High-pressure hose food grade, 10 m, ID 8, 400 bar, 2 × M22 × 1.5	29	6.391-864.0	Longlife HP hose for use in the food industry. Außendecke## animal-grease-resistant, non-colour-bleeding material. With rotary coupling, 2 × M 22 × 1,5	<input type="checkbox"/>
High-pressure hose food grade, 20 m, ID 8, 400 bar, 2 × M22 × 1.5	30	6.391-887.0		<input type="checkbox"/>
<b>Special hoses</b>				
High-pressure hose curved, 1.5 m, ID 8, 400 bar, 2 × M22 × 1.5	31	6.388-886.0	Connection hose in longlife quality with 2x M22 × 1.5, with angled connection on one side.	<input type="checkbox"/>
<b>PIPE CLEANING</b>				
<b>Pipe cleaning hose, ID 6</b>				
High pressure hose pipe cleaning DN6 14M	32	6.392-632.0	The 20 m pipe cleaning hose is a highly flexible high pressure hose for pipe interior cleaning (threaded connection for nozzle R 1/8).	<input type="checkbox"/>
	33	6.392-633.0	30 m flexible high-pressure hose (DN 6) for cleaning pipes (threaded connection for R 1/8 nozzle).	<input type="checkbox"/>
Pipe cleaning hose, ID 6, 10 m, max. 250 bar	34	6.110-046.0	The 10 m pipe cleaning hose is a highly flexible high pressure hose for pipe interior cleaning (threaded connection for nozzle R 1/8).	<input type="checkbox"/>
Pipe cleaning hose, DN 6, 20 m, max. 120 bar	35	6.390-028.0	The 20 m pipe cleaning hose is a highly flexible high pressure hose for pipe interior cleaning (threaded connection for nozzle R 1/8).	<input type="checkbox"/>
Pipe cleaning hose, ID 6, 20 m, max. 250 bar	36	6.110-008.0		<input type="checkbox"/>
Pipe cleaning hose, DN 6, 30 m, max. 120 bar	37	6.390-029.0	30 m flexible high-pressure hose (DN 6) for cleaning pipes (threaded connection for R 1/8 nozzle).	<input type="checkbox"/>
Pipe cleaning hose, ID 6, 30 m, max. 250 bar	38	6.110-047.0	The 30 m pipe cleaning hose is a highly flexible high pressure hose for pipe interior cleaning (threaded connection for nozzle R 1/8).	<input type="checkbox"/>
Pipe cleaning hose, DN 6, 20 m, max. 250 bar	39	6.390-030.0	The 20 m pipe cleaning hose is a highly flexible high pressure hose for pipe interior cleaning (threaded connection for nozzle R 1/8).	<input type="checkbox"/>
<b>Pipe cleaning nozzle</b>				
Pipe cleaning dirt blaster D21/040	40	4.765-001.0	The forward-tilted rotating pencil jet removes the most stubborn dirt. The three backwards-tilted jets ensure the necessary forward movement, as well as convenient handling.	<input type="checkbox"/>
Pipe cleaning dirt blaster D30/040	41	4.765-004.0		<input type="checkbox"/>
<b>FLOOR AND HARD SURFACE CLEANER</b>				
<b>Hard Surface Cleaner FRV 30</b>				
FRV 30 surface cleaner	42	2.642-999.0	With the integrated and automatic suction of the dirty water, the FRV 30 makes surface cleaning even more efficient. There is no longer a need to rinse the surface after cleaning, as the dirty water can be removed through the 5m suction hose, which is supplied. Additional features include the non-marking steering rollers and double ceramic bearings. Machine specific nozzle kit must be ordered separately.	<input type="checkbox"/>

Available accessories.

## ACCESSORIES FOR HD 6/15 G CLASSIC

### 1.187-010.0




	Order no.	Description		
<b>FLOOR AND HARD SURFACE CLEANER</b>				
<b>Hard Surface Cleaner FRV 30</b>				
Rubber lip for FRV 30	43	2.642-910.0	For smooth floors indoors. The squeegee increases the suction performance of the FRV 30 and minimises the amount of water remaining. This means the floor is dry in just a few minutes.	<input type="checkbox"/>
Extension hose 5 m	44	4.440-939.0	5m extension hose for FRV 30. Connection sleeve included.	<input type="checkbox"/>
Hose fastening attachment kit	45	2.642-528.0	Suction cup for fixing the suction hose to smooth surfaces.	<input type="checkbox"/>
Dirt trap attachment kit	46	2.642-532.0	Galvanised steel bucket for collecting coarse dirt and for fixing the suction hose in outside areas.	<input type="checkbox"/>
<b>Hard surface cleaner FR 30</b>				
Surface Cleaner FR 30	47	2.642-997.0	Up to 10 times greater area coverage compared with the conventional high pressure jet. Plastic casing for optimal manoeuvrability, double ceramic bearing for long working times, flexible connection joint for ergonomic handling and integrated parking position. Machine specific nozzle kit must be ordered separately.	<input type="checkbox"/>
<b>FR 30 Me surface cleaner</b>				
Hard surface cleaner FR 30 Me	48	2.640-355.0	Hot water resistant stainless steel surface cleaner with double ceramic bearings, non-marking swivel castors and suction hose connection. Ideal for indoor cleaning, e.g. food industry.	<input type="checkbox"/>
<b>Hard Surface Cleaner FR 50</b>				
Hard surface cleaner FR 50	49	2.640-679.0	Hot water resistant stainless steel surface cleaner with 500 mm working width. Ideal for large areas. With double ceramic bearings, push handle, non-marking swivel castors and detergent dosing system.	<input type="checkbox"/>
<b>Machine-specific nozzle kits for FR</b>				
Nozzle kit for FR, 500 l/h - 650 l/h	50	2.640-401.0	Nozzle kit includes power nozzles and unions. For Kärcher surface cleaners (500 to 650 l/h).	<input type="checkbox"/>
<b>Machine-specific nozzle kits for FRV</b>				
Nozzle kit for FRV, 040	51	2.642-431.0	Machine-specific nozzle kit Kärcher power nozzles and jet nozzle for FRV 30.	<input type="checkbox"/>
<b>FRV 30 Me surface cleaner</b>				
FRV 30 Me	52	2.642-911.0	Thanks to automatic suction of the dirty water, the stainless steel FRV 30 Me Surface Cleaner makes surface cleaning more efficient in both inside and outside areas. Hot water cleaning up to 85°C.	<input type="checkbox"/>
Extension hose FRV 30 Me and FRV 50 Me	53	4.441-040.0	5 m extension hose for FRV 30 Me. Includes connecting adapter.	<input type="checkbox"/>
<b>FOAM SYSTEMS</b>				
<b>Cup foam lance</b>				
Cup foam lance Advanced	54	6.394-969.0	Short, handy foam lance with adjustable spray angle with 1 litre detergent tank. Ideal for cleaning cars due to its compact design.	<input type="checkbox"/>
<b>Inno Foam Kit</b>				
Inno Foam Set with detergent injector	55	2.640-151.0	High-pressure foam system with double lance (foam nozzle and high-pressure jet for rinsing). For use with mobile and stationary high-pressure and HDS pressure cleaners for cleaning or disinfection.	<input type="checkbox"/>
<b>Easy Foam Set</b>				
Easy Foam Set with RM injector	56	2.640-691.0	HP foam system for use with. HD/HDS units for cleaning and disinfecting. Foam nozzle for connection to lance and HP chemical injector with precision 0-5% metering valve. The machine specific nozzle kit has to be ordered separately.	<input type="checkbox"/>

Available accessories.

## ACCESSORIES FOR HD 6/15 G CLASSIC

### 1.187-010.0




		Order no.	Description	
<b>FOAM SYSTEMS</b>				
<b>Nozzle kits for Inno/Easy Foam Set</b>				
Nozzle kit 055 for Inno / Easy Set 500-600 l/h	57	2.640-870.0	Optimal adaptation to different machine outputs for economic use.	<input type="checkbox"/>
<b>MIXERS AND INJECTORS</b>				
<b>Cleaning agent injector</b>				
Cleaning agent injector for high pressure (without nozzle)	58	3.637-170.0	Cleaning agent dosage at high pressure 3 - 5 %	<input type="checkbox"/>
Cleaning agent injector for high and low pressure (without nozzles)	59	3.637-001.0	Detergent injector for independent high and low pressure dosage. Maximum dosage about 15%.	<input type="checkbox"/>
<b>Machine-specific nozzle kit with order no. 4.637-033.0</b>				
Nozzle kit HD 500-700 l/h	60	4.769-005.0	For HD 500 - 700 l/h. Consists of nozzle insert + HP power nozzle + union	<input type="checkbox"/>
	61	4.769-045.0		<input type="checkbox"/>
<b>Nozzle insert with order no. 4.637-032.0</b>				
Nozzle insert up to 1,100 l/h - high pressure	62	4.769-003.0	Nozzle insert for detergent injector 3.637-001 for high-pressure detergent application. For high-pressure cleaners with a water flow rate up to 1100 l/h.	<input type="checkbox"/>
Nozzle insert up to 1,100 l/h - low pressure	63	4.769-001.0	For low pressure with machines up to 1.100 l/h	<input type="checkbox"/>
<b>QUICK CONNECT</b>				
Quick coupling	64	6.401-458.0	For fast changes between different spray lances/accessories. Perfect for Kärcher spray unit, suitable for trigger gun/spray lance interface. With M 22 × 1.5 internal thread.	<input type="checkbox"/>
Male coupling	65	6.401-459.0	Hardened stainless steel male coupling for quick coupling 6.401-458. With M 22 × 1.5 external thread.	<input type="checkbox"/>
<b>DRUM AND TANK CLEANING</b>				
Add-on kit mud sucker	66	2.641-798.0	For connection to the high-pressure hose of Kärcher high-pressure cleaners: Powerful sludge suction cleaner for the retrofitting of high-pressure cleaners to dirt pumps.	<input type="checkbox"/>
<b>SEALS FOR TRAPEZOIDAL THREAD</b>				
Gasket set with 9x O-rings for TR thread	67	2.880-001.0		<input type="checkbox"/>
<b>COUPLING PARTS</b>				
<b>Rotary coupling</b>				
Rotary coupling	68	4.401-091.0	Reliably prevents twisting of HP hoses. Connection M 22 × 1.5 m. Handle protection	<input type="checkbox"/>
<b>Coupling</b>				
Coupler -2 × M22 × 1,5	69	4.403-002.0	For connecting and extending high-pressure hoses. Connection 2 × M 22 × 1.5.	<input type="checkbox"/>
<b>Connector</b>				
Nozzle screws / screw socket	70	4.402-022.0	Nozzle connector/screw connector for connecting high-pressure nozzles and accessories to the high-pressure trigger gun (with nozzle connector). Connectors: 1x M 22 × 1.5 and 1x M 18 × 1.5.	<input type="checkbox"/>

Available accessories.

## ACCESSORIES FOR HD 6/15 G CLASSIC

### 1.187-010.0



		Order no.	Description	
<b>COUPLING PARTS</b>				
<b>Adapters</b>				
Sealing cone complete	71	4.424-004.0	In order to install high-pressure hose with male coupling on thread with M22 x 1.5 Alternative:4.111-032.0 Adapter 4 – Device new / Hose old Swivel	<input type="checkbox"/>
<b>EASY!Lock adapter</b>				
Adapter 1 M22AG-TR22AG	72	4.111-029.0	Adapter 1 to connect the old hose with the new hose	<input type="checkbox"/>
Adapter 2 M22IG-TR22AG	73	4.111-030.0	Adapter 2 to connect the old device with the new hose and the old gun with the new hose	<input type="checkbox"/>
Adapter 3 M22IG-TR22AG	74	4.111-031.0	Adapter 3 to connect the old gun with the new spray lance and new servo regulator	<input type="checkbox"/>
Adapter 5 TR22IG-M22AG	75	4.111-033.0	Adapter 5 to connect the new gun with the old spray lance and new servo regulator with the old spray lance	<input type="checkbox"/>
Adapter 6 TR22IG-M22AG	76	4.111-034.0	Adapter 6 to connect the new device with the old hose and the old hose with the new gun	<input type="checkbox"/>
Adapter 7 M18IG-TR20AG	77	4.111-035.0	Adapter 7 to connect the old spray lance with the new nozzle	<input type="checkbox"/>
Adapter 8 TR20IG-M18AG	78	4.111-036.0	Adapter 8 to connect the new spray lance with the old nozzle	<input type="checkbox"/>
<b>HOSE REELS</b>				
<b>Automatic, self-winding hose reels for wall mounting</b>				
Automatic stainless steel hose reel, 20 m	79	6.391-520.0		<input type="checkbox"/>
Automatic stainless steel hose reel, 40 m	80	6.392-442.0	Automatic hose reels provide the highest level of safety and convenience for winding and unwinding HP hoses. Compatible high-pressure hose, e.g. order no. 6.110-076.0 (ID 8, 40 m, 400 bar, 1x hose reel connection attachment kit).	<input type="checkbox"/>
Zinc-coated swivel holder	81	2.639-931.0	Swivel holder for automatic hose reel wall mounting. For maximum action radius and flexibility of high-pressure hose. Rotatable 120°. Galvanised steel.	<input type="checkbox"/>
Stainless steel swivel holder	82	2.641-867.0	Swivelling wall bracket made of high-grade steel (for 2.641-866). This makes maximum flexibility and convenience possible when working with the HP hose.	<input type="checkbox"/>
<b>WET BLASTING ATTACHMENT</b>				
<b>Wet blasting attachment (without nozzle)</b>				
Wet blasting attachment with flow control (without nozzles)	83	4.762-010.0	Paint, rust and scale removal made easy: Kärcher wet blasting attachment with flow control for adding blasting abrasive to the high-pressure jet.	<input type="checkbox"/>
Wet blasting attachment without flow control (nozzles not included)	84	4.762-022.0	Addition of spray agent to the high pressure jet. For paint stripping, rust removal and descaling. Assembly on spray lance instead of high-pressure nozzle.Without water flow regulation	<input type="checkbox"/>

Available accessories.

## ACCESSORIES FOR HD 6/15 G CLASSIC

### 1.187-010.0




85



86



87



88



90



91-92



93



94

	Order no.	Description		
<b>WET BLASTING ATTACHMENT</b>				
<b>Nozzle kits for wet jet unit</b>				
Nozzle kit for wet jet unit 040	85	2.112-019.0	Nozzle kit with wet blasting nozzle and nozzle insert (type specific). For optimal Kärcher wet blasting attachment performance. Only in combination with wet blasting attachment 4.115-000.0   4.115-006.0.	<input type="checkbox"/>
	86	2.637-900.0	Nozzle kit with wet blasting nozzle and nozzle insert (type specific). For optimal Kärcher wet blasting attachment performance. Only in combination with wet blasting attachment 4.762-010/-022.	<input type="checkbox"/>
<b>Boron carbide nozzle</b>				
Boron carbide nozzle, for machines up to 1,000 l/h	87	6.415-084.0	In addition to nozzle packs. Very wear-resistant nozzle with boron carbide chuck for continuous-duty operation.	<input type="checkbox"/>
<b>WATER CONNECTION</b>				
<b>Geka coupling</b>				
Geka connector with hose barb, R 3/4"	88	6.388-455.0	with hose liner	<input type="checkbox"/>
<b>Water fine filter</b>				
Universal water fine filter, 25 µm	89	2.637-020.0	Water fine filter, mesh size 25 µm, max. temperature 50 °C. Protects the machine from small dirt particles in the water. Water volume up to 1200 l/h. 3/4" connection, with 1" adapter.	<input type="checkbox"/>
Water fine filter, with adapter	90	4.730-102.0	Fine-mesh water filter, 125 µm, max. temperature 50°C. Protects the high-pressure cleaner from dirt particles contained in the water. Water flow rate up to 1200 l/h. Connection 3/4", with adapter, 1".	<input type="checkbox"/>
<b>WASHING BRUSHES</b>				
<b>Push-on washing brush</b>				
Push-on wash brush	91	4.113-001.0	For universal use for surface cleaning. Mounted using clamp directly at the spray lance. TR thread connection	<input type="checkbox"/>
	92	4.762-016.0	For general-purpose cleaning of all surfaces. Clamps directly onto the spray lance. Connection M 18 x 1.5	<input type="checkbox"/>
<b>Rotating washing brush</b>				
Rotating wash brush for < 800 l/h machines, nylon bristles	93	4.762-561.0	The rotating wash brush gently removes fine dust and traffic film from all surfaces. Temperature resistant up to 60°C. (M 18 x 1.5, replaceable brush insert).	<input type="checkbox"/>
Rotating wash brush for < 800 l/h machines, natural bristles	94	4.762-560.0	Driven by water stream. Gently removes fine dust and traffic film from any surface. Temperature resistant up to 60°C, M 18 x 1.5 (replaceable brush insert).	<input type="checkbox"/>

Available accessories.