



## HD 2.3/15 C Ed

Cold-water pressure washer for daily commercial use. With its compact dimensions, robust construction and greatest possible manoeuvrability, this unit is a credit to the compact class.



### 1 Save time and effort: EASY!Force high-pressure gun and EASY!Lock quick-release couplings.

- Effortless operation at last: the EASY!Force high-pressure gun.
- EASY!Lock quick-release couplings: durable and robust. And five times faster than screws.

### 2 Infinitely variable pressure/water flow regulation

- Adjustable directly on the machine.
- For gentle cleaning of sensitive surfaces.

### 3 Extendable push handle

- Large aluminium profiles ensure stability and easy turning manoeuvre.
- Acts as an accessory holder when extended.

### 4 Outstanding mobility

- For fast cleaning at different locations of use.
- Space-saving storage in service vehicles.



## HD 2.3/15 C Ed

- Three-piston axial pump with ceramic pistons
- Excellent mobility due to compact dimensions and low weight
- Infinitely variable pressure regulation

### Technical data

<b>Order no.</b>		1.150-909.0
<b>EAN code</b>		4054278164519
<b>Current type</b>	<b>Ph / V / Hz</b>	1 / 120 / 60
<b>Flow rate</b>	<b>l/h</b>	230 - 520
<b>Working pressure</b>	<b>bar / MPa</b>	30 - 103 / 3 - 10.3
<b>Working pressure</b>	<b>PSI</b>	300 / 1500
<b>Max. pressure</b>	<b>bar / MPa</b>	124 / 12.4
<b>Max. inlet temperature</b>	<b>°C</b>	60
<b>Portability</b>		cart
<b>Connected load</b>	<b>kW</b>	2.4
<b>Weight without accessories</b>	<b>kg</b>	32.1
<b>Dimensions (L × W × H)</b>	<b>mm</b>	360 × 375 × 925


### Equipment

<b>Spray gun</b>		EASY!Force
<b>High-pressure hose</b>	<b>m</b>	10
<b>Spray lance</b>	<b>mm</b>	840
<b>Triple nozzle (0° / 25° / 40°)</b>		Manual
<b>ANTI!Twist</b>		-
<b>Pressure switch-off</b>		■
<b>Servo control</b>		-

■ Included in the scope of supply.

# HD 2.3/15 C ED

## 1.150-909.0


**KÄRCHER**


		Order no.	Flow rate				Price	Description	
<b>Trigger guns</b>									
EASY!Force Advanced	1	4.118-005.0						Effortless, not energy-sapping: the EASY!Force high-pressure gun uses the recoil force of the high-pressure jet to reduce the holding force for the operator to zero.	■
EASY!Force conversion kit 1 - from high-pressure hose	2	4.111-050.0						For retrofitting Kärcher high-pressure cleaners with existing high-pressure hose: EASY!Force conversion kit 1 with EASY!Force high-pressure gun, spray lance and all adapters through to the nozzle.	□
EASY!Force conversion kit 2 - from machine	3	4.111-051.0						Developed for retrofitting existing high-pressure cleaners from Kärcher: EASY!Force conversion kit 2 with EASY!Force high-pressure gun, spray lance, high-pressure hose and necessary adapters.	□
EASY!Force conversion kit 3 - high-pressure gun	4	4.111-052.0						Compatible with existing high-pressure hose and spray lance: EASY!Force conversion kit 3, incl. EASY!Force trigger gun and all necessary adapters for upgrading your high-pressure cleaner.	□
<b>Quick connect</b>									
Quick coupling	5	2.115-000.0						For fast changes between different spray lances/accessories. Perfect for Kärcher spray unit, suitable for trigger gun/spray lance interface. With M 22 x 1.5 internal thread.	□
Male coupling	6	2.115-001.0						Hardened stainless steel male coupling for quick coupling 2.115-000. With M 22 x 1.5 external thread.	□

■ Included in the scope of supply. □ Available accessories.

# HD 2.3/15 C ED

## 1.150-909.0

**KÄRCHER**


		Order no.	Max. working pressure	Length			Price	Description	
<b>Rotating spray lances</b>									
Spray lance	1	4.112-006.0	300 bar	840 mm				850 mm stainless steel lance (manual coupling) with ergonomic handle for ease of use and protection. Rotatable 360° under pressure.	■
LED nozzle light	2	2.680-002.0						Bright, lightweight LED work light for direct mounting on spray lance of EASY!Force high-pressure gun. Better view in unfavourable lighting conditions for up to 5 working hours.	□
Spray lance	3	4.112-027.0	300 bar	250 mm				Spray lance, 250 mm, rotatable, ergonomic	□
	4	4.112-024.0	300 bar	400 mm				Spray lance, 400 mm, rotatable, ergonomic	□
	5	4.112-007.0	300 bar	600 mm				600 mm stainless steel lance (manual coupling) with ergonomic handle for ease of use and protection. Rotatable 360° under pressure.	□
	6	4.112-000.0	300 bar	1050 mm				1050 mm stainless steel lance (manual coupling) with ergonomic handle for ease of use and protection. Rotatable 360° under pressure.	□
	7	4.112-018.0	300 bar	1550 mm				1550 mm stainless steel lance (manual coupling) with ergonomic handle for ease of use and protection. Rotatable 360° under pressure.	□
	8	4.112-021.0	300 bar	2050 mm				2050 mm stainless steel lance (manual coupling) with ergonomic handle for ease of use and protection. Rotatable 360° under pressure.	□
Spray lance extender	9	4.112-048.0	300 bar	1000 mm				Spray lance extension with EASY!Lock connection. Length 1000 mm.	□
<b>Double lance</b>									
Double lance	10	2.112-016.0	310 bar	960 mm				960 mm double lance for variable pressure adjustment on handle at full water flow rate. Suitable for agricultural use (e.g. stable cleaning).	□
<b>Angular spray lance</b>									
Spray lance for toilets and rain gutters	11	4.112-029.0						Stainless steel lance WC and gutter with nozzle insert. Specially shaped for effective and hygienic cleaning of gutters and toilets.	□
<b>Flexible spray lance</b>									
Flexible lance	12	4.112-035.0	210 bar	1050 mm				1050 mm flexible lance with variable bend from 20° to 140°, ideal for cleaning difficult to reach areas, e.g. gutters.	□
High pressure articulated joint	13	4.112-057.0	300 bar					For hard-to-reach areas: High-pressure articulated joint with infinite angle adjustment up to 120°. Simply attach directly to the spray lance of the pressure washer.	□
<b>Telescopic spray lance</b>									
Strap for telescopic spray pipe	14	6.373-987.0						Convenient strap for relief when working with the telescopic spray lance (6.394-690). The burden is optimally distributed on the body and longer periods of use are possible.	□
<b>Gutter cleaner</b>									
Gutter cleaning lance	15	2.112-015.0		960 mm				The lance is suited for cleaning of gutter systems. Because of the shape of the lance and the special nozzle the gutter can be cleaned without removing the cover plates.	□
<b>Undercarriage spray lance</b>									
Underbody lance	16	4.112-032.0		700 mm				Stainless steel lance for effective and easy underbody and wheel arch cleaning. Without high-pressure nozzle.	□

■ Included in the scope of supply. □ Available accessories.

HD 2.3/15 C ED  
1.150-909.0



		Order no.	Max. working pressure	Length			Price	Description	
<b>Additional handle</b>									
Additional handle for EASY!Lock spray lances	17	4.321-380.0						Comfortable in every situation - the additional handle is easy to attach to the spray lance of our new EASY!Lock generation and makes work easier by allowing you to adjust your posture to suit the particular task. Regularly changing your posture relieves the strain on your body, making work more relaxed. Thanks to the 360°-rotatable spray lance, the additional handle can simply be fully rotated whilst working for greater flexibility.	<input type="checkbox"/>

■ Included in the scope of supply.    ☐ Available accessories.

# HD 2.3/15 C ED

## 1.150-909.0



		Order no.	Max. working pressure	Nozzle size			Price	Description	
<b>Triple nozzles</b>									
Triple nozzle	1	4.117-033.0	300 bar	40				Triple nozzle with manual nozzle changeover. Convenient spray adjustment. For machines with an injector, the low-pressure flat stream is useful for cleaning agent suction and application. Connection M 18 x 1.5.	■
<b>Dirt Blaster, small</b>									
Dirt blaster	2	4.114-020.0	180 bar	40				With rotating point jet for more efficient removal: the new performance dirt blaster with nozzle size 040 achieves up to 50% higher cleaning and area performance than its predecessor.	□
<b>Dirt blaster, large</b>									
Dirt blaster	3	4.114-041.0	300 bar	40				The dirt blaster with rotating pencil jet offers 10 times better cleaning performance. Ceramic nozzle and bearing ring for a long service life. Further data: Max. 300 bar, 30 MPa, 85°C.	□

■ Included in the scope of supply. □ Available accessories.

# HD 2.3/15 C ED 1.150-909.0

**KÄRCHER**


		Order no.	ID	Max. working pressure	Length	Price	Description	
<b>Standard with unions on both sides</b>								
High-pressure hose	1	6.110-056.0	DN 6	300 bar	10 m		High-pressure hose (DN 6) equipped with ANTI!Twist and the new EASY!Lock manual screw fitting on both sides. For pressures up to 300 bar. 10 m long.	■
	2	6.110-034.0	DN 6	250 bar	10 m		10 m long high-pressure hose with EASY!Lock manual screw fitting on both sides. Nominal size DN 6, suitable up to 250 bar.	□
	3	6.110-035.0	DN 6	250 bar	10 m		10 m long high-pressure hose (DN 6) equipped with EASY!Lock manual screw fitting on both sides. Suitable up to 250 bar and with ANTI!Twist.	□
	4	6.110-031.0	DN 8	315 bar	10 m		High-pressure hose (DN 8) suitable up to 315 bar pressure. With innovative EASY!Lock manual screw fitting on both sides, ANTI!Twist and 10 m long.	□
	5	6.110-030.0	DN 8	315 bar	15 m		15 m long high-pressure hose, DN 8, with ANTI!Twist and time-saving EASY!Lock manual screw fitting on both sides.	□
	6	6.110-032.0	DN 8	315 bar	20 m		20 m long high-pressure hose (DN 8) equipped with the time-saving and robust EASY!Lock manual screw fitting on both sides. Approved for pressures up to 315 bar.	□
	7	6.110-014.0	DN 8	315 bar	30 m		Comfortable length (30 m) and innovative EASY!Lock manual screw fitting: High-pressure hose (DN 8) with ANTI!Twist for pressures up to 315 bar.	□
	8	6.110-042.0	DN 10	220 bar	15 m		Equipped with innovative EASY!Lock manual screw fitting and suitable for pressures up to 220 bar: 15 m long high-pressure hose (DN 10).	□
	9	6.110-043.0	DN 10	220 bar	20 m		20 m in length and the extremely time-saving and comfortable EASY!Lock manual screw fitting on both sides are some of the main features of this high-pressure hose (DN 10).	□
	10	6.110-044.0	DN 10	220 bar	25 m		Impressive values and basic equipment: 25 m long high-pressure hose (DN 10) developed for pressures up to 220 bar.	□
	11	6.110-045.0	DN 10	220 bar	40 m		40 m long high-pressure hose with EASY!Lock system for the time-saving manual screw connection (both sides). Nominal size (DN) 10, working pressure up to 220 bar.	□
	12	6.110-059.0	DN 12	210 bar	15 m		Designed for working pressures up to 250 bar: High-pressure hose (DN 12) with a length of 15 m. Has the comfortable EASY!Lock manual screw fitting on both sides.	□
	13	6.110-060.0	DN 12	210 bar	40 m		With EASY!Lock manual screw fitting and lots of room for manoeuvre thanks to 40 m in length: High-pressure hose (DN 12) with EASY!Lock manual screw fitting on both sides. Suitable for working pressures up to 250 bar.	□
	14	6.110-041.0	DN 10	220 bar	10 m		Impressive values and basic equipment: 25 m long high-pressure hose (DN 10) developed for pressures up to 220 bar.	□

■ Included in the scope of supply. □ Available accessories.

# HD 2.3/15 C ED 1.150-909.0

**KÄRCHER**


		Order no.	ID	Max. working pressure	Length	Price	Description	
<b>Longlife 400 with unions on both sides</b>								
High-pressure hose Longlife	15	6.110-024.0	DN 8	400 bar	1.5 m		1.5 m short high-pressure hose (DN 8). Comfortable EASY!Lock manual screw fitting on both sides for robust and quick connections. Durable and designed for up to 400 bar pressure.	<input type="checkbox"/>
	16	6.110-069.0	DN 8	400 bar	1.5 m		30 m long high-pressure hose (DN 8) suitable for up to 400 bar pressure with double steel core. Connections: M 22 × 1.5, as well as the comfortable and quick EASY!Lock manual screw fitting.	<input type="checkbox"/>
	17	6.110-038.0	DN 8	400 bar	10 m		Durable, 10 m long high-pressure hose (DN 8) with double steel core and EASY!Lock manual screw fitting on both sides and ANTI!Twist. Approved for 400 bar pressure.	<input type="checkbox"/>
	18	6.110-023.0	DN 8	400 bar	30 m		Robust high-pressure hose with double steel core, ANTI!Twist and EASY!Lock manual screw fitting on both sides. Nominal size DN 8, 30 m long, for up to 400 bar pressure.	<input type="checkbox"/>
	19	6.110-027.0	DN 8	400 bar	20 m		High-pressure hose with ANTI!Twist, EASY!Lock manual screw fittings and double steel core. 20 m long, nominal size DN 8, EASY!Lock manual screw fitting on both sides.	<input type="checkbox"/>
	20	6.110-029.0	DN 8	400 bar	15 m		The double steel core ensures a particularly long life of this 15 m long high-pressure hose (DN 8), which is approved for pressures up to 400 bar.	<input type="checkbox"/>
<b>Food industry version with unions on both sides</b>								
High-pressure hose food grade	21	6.110-063.0	DN 6	250 bar	15 m		15 m long high-pressure hose (ID 6), food grade, with AVS hose reel connection, EASY!Lock hand screw connection and grey, non-marking outer covering.	<input type="checkbox"/>
	22	6.110-051.0	DN 8	250 bar	10 m		High-pressure hose (ID 6), 10 m long, with grey, non-marking outer covering. Approved for use in the food industry. With quick and robust EASY!Lock hand screw connection at both ends.	<input type="checkbox"/>
	23	6.110-052.0	DN 8	250 bar	20 m		Suitable for use in food industry: 20 m long high-pressure hose (ID 8) with grey, non-marking outer covering, ANTI!Twist and EASY!Lock hand screw connections.	<input type="checkbox"/>
<b>Longlife food design with screw connections at both ends</b>								
High-pressure hose food grade Longlife	24	6.110-053.0	DN 8	400 bar	10 m		With blue, non-marking and animal fat resistant outer covering: durable high-pressure hose (ID 8), 10 m long, ANTI!Twist and EASY!Lock hand screw connection at both ends.	<input type="checkbox"/>
	25	6.110-054.0	DN 8	400 bar	20 m		Durable high-pressure hose with double steel reinforcement and blue, non-marking and animal fat resistant outer covering. 20 m long with EASY!Lock hand screw connections.	<input type="checkbox"/>
<b>Special hoses</b>								
High-pressure hose curved	26	6.110-068.0	DN 8	400 bar	1.5 m		For connection to hose reels: high-pressure hose, with M 22 × 1.5 connection and curved EASY!Lock hand screw connection. 1.5 m long, suitable for up to 400 bar working pressure.	<input type="checkbox"/>

■ Included in the scope of supply. □ Available accessories.

HD 2.3/15 C ED  
1.150-909.0



		Order no.	Nozzle size				Price	Description	
<b>Power nozzle spray angle 15°</b>									
Power nozzle	1	2.113-045.0	40					Fan jet nozzle with 15° spray angle suitable for stubborn dirt.	<input type="checkbox"/>
<b>Power nozzle spray angle 25°</b>									
Power nozzle	2	2.113-021.0	40					Fan jet nozzle with 25° spray angle, suitable for large areas and removing stubborn dirt and stains.	<input type="checkbox"/>
<b>Power nozzle spray angle 40°</b>									
Power nozzle	3	2.113-003.0	40					Power nozzle with a 40° spray angle and fan jet, suitable for large areas and sensitive surfaces.	<input type="checkbox"/>

■ Included in the scope of supply.    ☐ Available accessories.

# HD 2.3/15 C ED

## 1.150-909.0

**KÄRCHER**


		Order no.						Price	Description	
<b>Nozzle union</b>										
Nozzle screws	1	4.112-011.0							Nozzle screws with protectors for high-pressure and power nozzles	<input type="checkbox"/>
<b>Cleaning agent injector</b>										
Stainless steel injector kit for HD 6/15C	2	6.645-758.0							Ideal for the HD 6/15 C high-pressure cleaner, the stainless steel injector ensures precise cleaning agent and foam dosage. With suction hose and vacuum filter.	<input type="checkbox"/>
Cleaning agent injector for high and low pressure (without nozzles)	3	4.637-032.0							Detergent injector for independent high and low pressure dosage. Maximum dosage about 15%.	<input type="checkbox"/>
Cleaning agent injector for high pressure (without nozzle)	4	4.637-033.0							Cleaning agent dosage at high pressure 3 - 5 %	<input type="checkbox"/>
<b>Machine-specific nozzle kit with order no. 4.637-033.0</b>										
Nozzle kit HD 500-700 l/h	5	4.769-005.0							For HD 500 - 700 l/h. Consists of nozzle insert + HP power nozzle + union	<input type="checkbox"/>
<b>Nozzle insert with order no. 4.637-032.0</b>										
Nozzle insert up to 1,100 l/h - high pressure	6	4.769-003.0							Nozzle insert for detergent injector 3.637-001 for high-pressure detergent application. For high-pressure cleaners with a water flow rate up to 1100 l/h.	<input type="checkbox"/>
Nozzle insert up to 1,100 l/h - low pressure	7	4.769-001.0							For low pressure with machines up to 1.100 l/h	<input type="checkbox"/>
<b>Rotary coupling</b>										
Rotary coupling	8	4.111-021.0							Reliably prevents twisting of HP hoses. Connection M 22 x 1.5 m. Handle protection	<input type="checkbox"/>
<b>Coupling</b>										
Adapter hose extension 9 TR	9	4.111-037.0							Adapter 9 to connect the new hose with the new hose	<input type="checkbox"/>
<b>Connector</b>										
Screw socket for surface cleaners and Servo Control controllers	10	4.111-022.0							For attaching high-pressure nozzles and accessory parts to the HD trigger gun (with nozzle screws) - 1 x M 22 x 1.5/1 x M 18 x 1.5.	<input type="checkbox"/>
Y distributor	11	4.111-024.0							Offers the option to connect two spray units to the machine. Installation on the high pressure outlet.	<input type="checkbox"/>
Short spray unit	12	4.111-038.0							For attaching high-pressure nozzles and accessory parts to HP trigger gun (with nozzle screws). Not compatible with triple nozzles.	<input type="checkbox"/>
<b>EASY!Lock adapter</b>										
Adapter 1 M22AG-TR22AG	13	4.111-029.0							Adapter 1 to connect the old hose with the new hose	<input type="checkbox"/>
Adapter 2 M22IG-TR22AG	14	4.111-030.0							Adapter 2 to connect the old device with the new hose and the old gun with the new hose	<input type="checkbox"/>
Adapter 3 M22IG-TR22AG	15	4.111-031.0							Adapter 3 to connect the old gun with the new spray lance and new servo regulator	<input type="checkbox"/>
Adapter 4 TR22IG-D11	16	4.111-032.0							Adapter 4 to connect the new gun with the old swivel hose	<input type="checkbox"/>
Adapter 5 TR22IG-M22AG	17	4.111-033.0							Adapter 5 to connect the new gun with the old spray lance and new servo regulator with the old spray lance	<input type="checkbox"/>
Adapter 6 TR22IG-M22AG	18	4.111-034.0							Adapter 6 to connect the new device with the old hose and the old hose with the new gun	<input type="checkbox"/>
Adapter 7 M18IG-TR20AG	19	4.111-035.0							Adapter 7 to connect the old spray lance with the new nozzle	<input type="checkbox"/>
Adapter 8 TR20IG-M18AG	20	4.111-036.0							Adapter 8 to connect the new spray lance with the old nozzle	<input type="checkbox"/>
Adapter 12 rotary coupling EASY!Lock 22 IG - M22 x 1.8 AG	21	4.111-046.0							Rotatable adapter for connecting EASY!Force high-pressure gun and high-pressure hoses with M 22x1.5 connection	<input type="checkbox"/>

■ Included in the scope of supply. □ Available accessories.

HD 2.3/15 C ED  
1.150-909.0



		Order no.					Price	Description	
Adapter EASY!Lock 22 female - 3/8" NPT female	22	4.111-041.0						EASY!Lock - Standard 3/8" hose. Adapter for connecting EASY!Force trigger gun with standard 3/8" US-style hose connection.	<input type="checkbox"/>
Adapter EASY!Lock 22 male - 3/8" NPT male	23	4.111-042.0						Adapter for connecting high-pressure hoses with EASY!Lock and 3/8" US-style machine outlet.	<input type="checkbox"/>

■ Included in the scope of supply.    ☐ Available accessories.

# HD 2.3/15 C ED

## 1.150-909.0

**KÄRCHER**


		Order no.	Max. working pressure	Nozzle size	Diameter	Price	Description	
<b>Pipe cleaning hose, ID 6</b>								
Pipe cleaning hose, ID 6, 10 m, max. 250 bar	1	6.110-046.0	250 bar				The 10 m pipe cleaning hose is a highly flexible high pressure hose for pipe interior cleaning (threaded connection for nozzle R 1/8).	<input type="checkbox"/>
Pipe cleaning hose, ID 6, 20 m, max. 250 bar	2	6.110-008.0	250 bar				The 20 m pipe cleaning hose is a highly flexible high pressure hose for pipe interior cleaning (threaded connection for nozzle R 1/8).	<input type="checkbox"/>
Pipe cleaning hose, ID 6, 30 m, max. 250 bar	3	6.110-047.0	250 bar				The 30 m pipe cleaning hose is a highly flexible high pressure hose for pipe interior cleaning (threaded connection for nozzle R 1/8).	<input type="checkbox"/>
Pipe cleaning hose, ID 6, 10 m, max. 140 bar	4	6.110-048.0	140 bar				10 m flexible high-pressure hose (DN 6) for cleaning pipes (threaded connection for R 1/8 nozzle).	<input type="checkbox"/>
Pipe cleaning hose, ID 6, 20 m, max. 140 bar	5	6.110-049.0	140 bar				The 20 m pipe cleaning hose is a highly flexible high pressure hose for pipe interior cleaning (threaded connection for nozzle R 1/8).	<input type="checkbox"/>
Pipe cleaning hose, ID 6, 30 m, max. 140 bar	6	6.110-050.0	140 bar				30 m flexible high-pressure hose (DN 6) for cleaning pipes (threaded connection for R 1/8 nozzle).	<input type="checkbox"/>
<b>Pipe cleaning nozzle</b>								
Pipe cleaning dirt blaster D21/040	7	4.765-001.0		40	21 mm		The forward-tilted rotating pencil jet removes the most stubborn dirt. The three backwards-tilted jets ensure the necessary forward movement, as well as convenient handling.	<input type="checkbox"/>
Pipe cleaning dirt blaster D30/040	8	4.765-004.0		40	30 mm			<input type="checkbox"/>
Pipe cleaning nozzle	9	5.763-015.0		55	16 mm		16 mm pipe cleaning nozzle with internal thread. Various jet directions for environmentally-friendly cleaning of blocked drains and pipes.	<input type="checkbox"/>
	10	5.763-020.0		65	16 mm			<input type="checkbox"/>
	11	5.763-017.0		50	30 mm		Pipe cleaning nozzle with inner thread. Different spray directions. The hose moves freely through the pipe. (R 1/8" connection, 3 x 30° backwards, diameter 30 mm.)	<input type="checkbox"/>
Rotating pipe cleaning nozzle	12	6.415-428.0		50	16 mm		Pipe cleaning nozzle with four rotating jets and inner thread. Different spray directions. The hose moves freely through the pipe. With R 1/8" connection.	<input type="checkbox"/>
<b>Drum and tank cleaning</b>								
Add-on kit mud sucker	13	2.641-798.0					For connection to the high-pressure hose of Kärcher high-pressure cleaners: Powerful sludge suction cleaner for the retrofitting of high-pressure cleaners to dirt pumps.	<input type="checkbox"/>
<b>Barrel and tank cleaning</b>								
Barrel cleaner BC 14/12	14	2.112-020.0					The BC 14/12 barrel cleaner is a spray unit for the interior cleaning of containers and barrels - especially oak barrels with a capacity of between 225 and 600 litres.	<input type="checkbox"/>

■ Included in the scope of supply. □ Available accessories.

# HD 2.3/15 C ED

## 1.150-909.0

**KÄRCHER**


		Order no.	Flow rate	Nozzle size	Diameter	Price	Description	
<b>FR Classic surface cleaner</b>								
FR Classic surface cleaner	1	2.111-016.0			300 mm		The ideal entry-level model in the Kärcher surface cleaner range for cleaning surfaces indoors and outdoors. With splash guard and up to 150 bar working pressure.	<input type="checkbox"/>
<b>Hard Surface Cleaner FRV 30</b>								
Rubber lip for FRV 30	2	2.642-910.0					For smooth floors indoors. The squeegee increases the suction performance of the FRV 30 and minimises the amount of water remaining. This means the floor is dry in just a few minutes.	<input type="checkbox"/>
Extension hose 5 m	3	4.440-939.0					5m extension hose for FRV 30. Connection sleeve included.	<input type="checkbox"/>
Hose fastening attachment kit	4	2.642-528.0					Suction cup for fixing the suction hose to smooth surfaces.	<input type="checkbox"/>
Dirt trap attachment kit	5	2.642-532.0					Galvanised steel bucket for collecting coarse dirt and for fixing the suction hose in outside areas.	<input type="checkbox"/>
FRV 30 Surface Cleaner	6	2.111-010.0					With the integrated, automatic suction of the dirty water, the FRV 30 makes surface cleaning even more efficient and can be used in both inside and outside areas. There is no longer a need to rinse the surface after cleaning, since the dirty water can be discharged through the 5 m suction hose supplied. Additional quality features are the non-marking steering rollers and double ceramic bearing. Machine-specific nozzle kit must be ordered separately. Max. 250 bar / 1000 l/h / 60°C.	<input type="checkbox"/>
<b>Hard surface cleaner FR 30</b>								
FR 30 Surface Cleaner	7	2.111-011.0			300 mm		Up to 10 times greater area performance compared with the conventional high-pressure jet. Plastic casing for optimal manoeuvrability, double ceramic bearing for long working times, flexible connection joint for optimal handling and integrated parking position. Machine-specific nozzle kit must be ordered separately. Max. 180 bar / 850 l/h / 60°C.	<input type="checkbox"/>
<b>FR 30 Me surface cleaner</b>								
Hard Surface Cleaner FR 30 Me	8	2.111-013.0			300 mm		Hot water resistant stainless steel surface cleaner with double ceramic bearings, non-marking swivel castors and suction hose connection. Ideal for indoor cleaning, e.g. food industry.	<input type="checkbox"/>
<b>Machine-specific nozzle kits for FR</b>								
Nozzle kit for surface cleaners	9	2.640-401.0	500 - 650 l/h				Nozzle kit includes power nozzles and unions. For Kärcher surface cleaners (500 to 650 l/h).	<input type="checkbox"/>
<b>Machine-specific nozzle kits for FRV</b>								
Nozzle kit 040 - for FRV	10	2.642-431.0		40			Machine-specific nozzle kit Kärcher power nozzles and jet nozzle for FRV 30.	<input type="checkbox"/>
<b>Machine-specific nozzle kits for FR Classic</b>								
Nozzle kit for FR Classic 040	11	2.885-312.0		40			Nozzle kit specifically for FR Classic surface cleaner.	<input type="checkbox"/>
<b>FRV 30 Me surface cleaner</b>								
Extension hose FRV 30 Me and FRV 50 Me	12	4.441-040.0					5 m extension hose for FRV 30 Me. Includes connecting adapter.	<input type="checkbox"/>
FRV 30 Me Surface Cleaner	13	2.111-012.0					Thanks to automatic suction of the dirty water, the stainless steel FRV 30 Me Surface Cleaner makes surface cleaning more efficient in both inside and outside areas. Hot water cleaning up to 85°C.	<input type="checkbox"/>

■ Included in the scope of supply. □ Available accessories.

# HD 2.3/15 C ED


## 1.150-909.0

**KÄRCHER**


		Order no.	Flow rate				Price	Description	
<b>Cup foam lance</b>									
Cup foam lance Basic 1	1	4.112-053.0	350 - 600 l/h					For high-pressure cleaners with a flow rate of 350-600 l/h: new, robust and very high-quality Basic 1 cup foam lance with outstanding foam quality while consuming half as much cleaning agent.	<input type="checkbox"/>
1-litre cleaning agent container for basic foam lance	2	5.071-414.0						For the quick change of the cleaning agent: Additional 1 litre cleaning agent container for basic foam lance (2.112-053.0, 2.112-054.0 and 2.112-055.0).	<input type="checkbox"/>
Cup foam lance Advanced 042	3	2.112-018.0						Short, handy foam lance with adjustable spray angle with 1 litre detergent tank. Ideal for cleaning cars due to its compact design.	<input type="checkbox"/>
1-litre cleaning agent container for advanced foam lance	4	6.414-050.0						Additional 1-litre cleaning agent container for quick replacement of the cleaning agent (for foam lance 2.112-017.0 and 2.112-018.0).	<input type="checkbox"/>
Foam lance Advanced 1	5	4.112-063.0	400 - 600 l/h						<input type="checkbox"/>
<b>Inno Foam Kit</b>									
Inno Foam Set with detergent injector	6	2.112-000.0						High-pressure foam system with double lance (foam nozzle and high-pressure jet for rinsing). For use with mobile and stationary high-pressure and HDS pressure cleaners for cleaning or disinfection.	<input type="checkbox"/>
<b>Easy Foam Set</b>									
Easy Foam Set with RM injector	7	2.112-010.0						HP foam system for use with HD/HDS units for cleaning and disinfecting. Foam nozzle for connection to lance and HP chemical injector with precision 0-5% metering valve. The machine specific nozzle kit has to be ordered separately.	<input type="checkbox"/>
<b>Nozzle kits for Inno/Easy Foam Set</b>									
Nozzle kit 060 for Inno / Easy Set 600-700 l/h	8	2.111-018.0	600 - 700 l/h					Optimal adaptation to different machine outputs for economic use.	<input type="checkbox"/>
<b>Foam nozzle mounting kit</b>									
Foam nozzle attachment kit	9	2.112-013.0						Foaming agent kit. The foam nozzle is ideal for use in sanitary areas and the food industry and wherever long application times are necessary.	<input type="checkbox"/>

■ Included in the scope of supply. □ Available accessories.

# HD 2.3/15 C ED 1.150-909.0

**KÄRCHER**



		Order no.	Length				Price	Description	
<b>Automatic, self-winding hose reels for wall mounting</b>									
Automatic plastic hose reel incl. high-pressure hose	1	2.639-257.0	15 m					Spring-mounted and ready-to-use automatic hose reel for wall mounting. Simplifies handling of the high-pressure hose, shortens set-up times and increases occupational safety.	<input type="checkbox"/>
Automatic hose reel, powder-coated steel / plastic	2	6.392-074.0	20 m					Automatic hose reel for 20 m high-pressure hose. The console is made from powder-coated steel, the drum is made from plastic.	<input type="checkbox"/>
Automatic stainless steel / synthetic material hose drum	3	6.392-083.0	20 m					Automatic hose reel for 20 m high-pressure hose. The console consists of stainless steel, the drum is made from plastic.	<input type="checkbox"/>
Automatic hose reel, coated	4	6.392-106.0	20 m					Automatic hose reel of durable plastic. Painted steel bracket. Suitable for 20 m high-pressure hose.	<input type="checkbox"/>
Hose reel, automatic, basalt grey-coated	5	6.392-105.0	20 m					Automatic hose reels provide the highest level of safety and convenience for winding and unwinding HP hoses. For example: order no. 6.110-011.0 (ID 8, 20 m, 315 bar) or order no. 6.110-028.0 (ID 8, 20 m, 400 bar Longlife).	<input type="checkbox"/>
Automatic hose reel, stainless steel, includes swivel holder	6	6.392-076.0	20 m					Automatic stainless steel hose reel. With swivel holder. Suitable for 20 m high-pressure hose.	<input type="checkbox"/>
Automatic stainless steel hose reel	7	6.392-122.0	20 m					High-grade, automatic steel hose reel. Especially suitable for use in the food industry. The material and finish provide for a corrosion-resistant, watertight capsuled sprong drive. Connection for HP hoses with nipple.	<input type="checkbox"/>
	8	6.392-442.0	40 m					Automatic hose reels provide the highest level of safety and convenience for winding and unwinding HP hoses. Compatible high-pressure hose, e.g. order no. 6.110-076.0 (ID 8, 40 m, 400 bar, 1x hose reel connection attachment kit).	<input type="checkbox"/>
Powder-coated swivel holder	9	2.639-931.0						Swivel holder for automatic hose reel wall mounting. For maximum action radius and flexibility of high-pressure hose. Rotatable 120°. Galvanised steel.	<input type="checkbox"/>

■ Included in the scope of supply. □ Available accessories.

# HD 2.3/15 C ED

## 1.150-909.0

**KÄRCHER**



		Order no.	Flow rate	Inlet temperature	Length	Length	Price	Description	
<b>Teleskopstangen</b>									
TL low pressure adapter	1	4.580-097.0		max. 40 °C				TL low-pressure adapter comprising ball valve for tool-free installation on telescopic lances. Ideal for applications with rotating high-pressure brushes.	<input type="checkbox"/>
Telescopic lance TL 7 F	2	4.762-609.0		max. 60 °C				Telescopic lance TL 7 F with up to 7 m reach made from robust and lightweight glass fibre. With practical quick-release fasteners for simple retraction and extension.	<input type="checkbox"/>
Telescopic lance TL 7 H	3	4.762-610.0		max. 60 °C				Multifunctional hybrid telescopic lance TL 7 H made of rigid and lightweight carbon-glass fibre mix. Telescopic thanks to quick-release fastenings. Up to 7 m reach.	<input type="checkbox"/>
Telescopic lance TL 10 H	4	4.762-611.0		max. 60 °C				Up to 10 m reach: hybrid telescopic lance TL 10 H. Comprising carbon-glass fibre mix and suitable for multifunctional use. Simple retraction and extension thanks to quick-release fasteners.	<input type="checkbox"/>
Telescopic lance TL 10 C	5	4.762-612.0		max. 60 °C				Carbon fibre telescopic lance TL 10 C. With up to 10 m reach and practical quick-release fasteners. Multifunctional use for cleaning facades, windows or solar panels.	<input type="checkbox"/>
Telescopic lance TL 14 C	6	4.762-613.0		max. 60 °C				Maximum rigidity with minimum weight: telescopic lance TL 14 C made from carbon fibre. Enormous reach of 14 m, multifunctional use and easy to use thanks to quick-release fasteners.	<input type="checkbox"/>
TL high pressure adapter	7	4.775-154.0		max. 60 °C				TL high-pressure adapter, flexible high-pressure gun for high-pressure cleaning with telescopic lances. Ergonomic, easy to install, suitable for right- and left-handed individuals.	<input type="checkbox"/>

■ Included in the scope of supply. □ Available accessories.

# HD 2.3/15 C ED

## 1.150-909.0



		Order no.	Nozzle size				Price	Description	
<b>Wet blasting attachment (without nozzle)</b>									
Wet blasting attachment with flow control (without nozzles)	1	4.115-000.0						Paint, rust and scale removal made easy: Kärcher wet blasting attachment with flow control for adding blasting abrasive to the high-pressure jet.	<input type="checkbox"/>
Wet blasting attachment without flow control (nozzles not included)	2	4.115-006.0						Paint, rust and scale removal made easy: Kärcher wet blasting attachment with flow control for adding blasting abrasive to the high-pressure jet. Without flow control.	<input type="checkbox"/>
<b>Nozzle kits for wet jet unit</b>									
Nozzle kit for wet jet unit 040	3	2.112-019.0	40					Nozzle kit with wet blasting nozzle and nozzle insert (type specific). For optimal Kärcher wet blasting attachment performance. Only in combination with wet blasting attachment 4.115-000.0   4.115-006.0.	<input type="checkbox"/>
<b>Boron carbide nozzle</b>									
Boron carbide nozzle, for machines up to 1,000 l/h	4	6.415-084.0	6 mm					In addition to nozzle packs. Very wear-resistant nozzle with boron carbide chuck for continuous-duty operation.	<input type="checkbox"/>

■ Included in the scope of supply. □ Available accessories.

# HD 2.3/15 C ED

## 1.150-909.0

**KÄRCHER**



		Order no.						Price	Description	
<b>Geka coupling</b>										
Geka connector with hose barb, R 1/2"	1	6.388-461.0							with hose liner	<input type="checkbox"/>
Geka connector with hose barb, R 3/4"	2	6.388-455.0								<input type="checkbox"/>
Geka connector with hose barb, R 1"	3	6.388-465.0							with hose barb	<input type="checkbox"/>
Geka connector with inner thread, R 3/4"	4	6.388-473.0							with female thread	<input type="checkbox"/>
<b>Suction filter</b>										
Water suction filter	5	6.414-956.0							Suitable for ponds, storage tanks or similar, polyamide filter casing, stainless steel strainer, 800 µm mesh, R 3/4" and R 1" connection, without non-return valve	<input type="checkbox"/>
Suction filter with check valve	6	4.730-012.0							Brass suction filter suitable for ponds, storage tanks, etc. With check valve.	<input type="checkbox"/>
<b>Water fine filter</b>										
Universal water fine filter, 25 µm	7	2.637-020.0							Water fine filter, mesh size 25 µm, max. temperature 50 °C. Protects the machine from small dirt particles in the water. Water volume up to 1200 l/h. 3/4" connection, with 1" adapter.	<input type="checkbox"/>
Water fine filter, with adapter	8	4.730-102.0							Fine-mesh water filter, 125 µm, max. temperature 50°C. Protects the high-pressure cleaner from dirt particles contained in the water. Water flow rate up to 1200 l/h. Connection 3/4", with adapter, 1".	<input type="checkbox"/>
<b>Water supply hose</b>										
Water supply hose	9	4.440-038.0							NW 13 R1" / R 3/4", up to 30 °C	<input type="checkbox"/>
	10	4.440-207.0							NW 19 R1" / R 3/4", up to 85 °C, for pick-up	<input type="checkbox"/>
<b>Backflow check valve</b>										
Backflow preventer	11	2.641-374.0							To prevent detergent getting into the drinking water cycle in case of inlet at low-pressure. - hot water resistant up to 80 °C - tested according to IEC 60335-2-79 - integrated leakage protection	<input type="checkbox"/>
<b>Other HP Accessories</b>										
Jet gun	12	2.869-067.0							Short set-up time, easy transport, instant switch off - the jet gun is the affordable cleaning method for all kinds of small to medium-sized areas. Adjustable pressure/water volume.	<input type="checkbox"/>

■ Included in the scope of supply. □ Available accessories.

# HD 2.3/15 C ED 1.150-909.0



		Order no.	Flow rate				Price	Description	
<b>Push-on washing brush</b>									
Push-on wash brush	1	4.762-497.0						The wash brush is fitted directly onto the devices' new dual and triple nozzles using clamping.	<input type="checkbox"/>
	2	4.113-001.0						For general-purpose cleaning of all surfaces. Clamps directly onto the spray lance. Connection M 18 x 1.5	<input type="checkbox"/>
<b>Rotating washing brush</b>									
Rotating wash brush for < 800 l/h machines, nylon bristles	3	4.113-004.0	500 - 800 l/h					The rotating wash brush gently removes fine dust and traffic film from all surfaces. Temperature resistant up to 60°C. (M 18 x 1.5, replaceable brush insert).	<input type="checkbox"/>
Rotating wash brush for < 800 l/h machines, natural bristles	4	4.113-003.0	500 - 800 l/h					Driven by water stream. Gently removes fine dust and traffic film from any surface. Temperature resistant up to 60°C, M 18 x 1.5 (replaceable brush insert).	<input type="checkbox"/>

■ Included in the scope of supply. □ Available accessories.