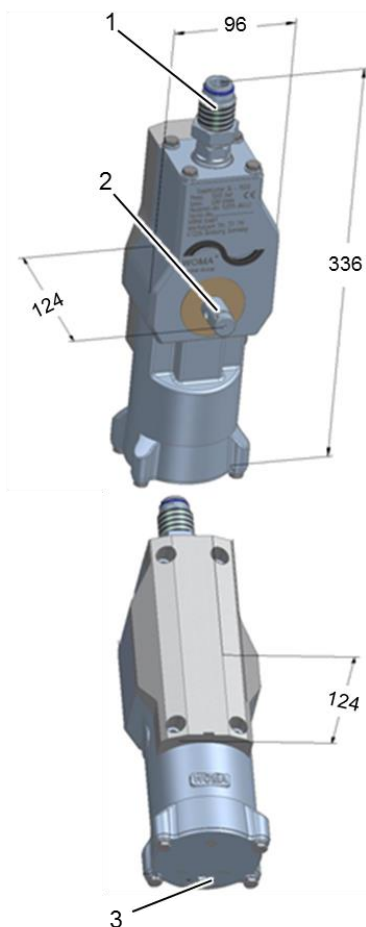


Internal tank cleaning system

TankMaster SL 1500

The internal tank cleaning system TankMaster SL 1500 is a high performance water jet tool for internal cleaning of tanks and vessels of any kind, especially for the cleaning of autoclaves in the chemical industry. To perfectly adapt to different sizes of the vessels the TankMaster could be equipped with a wide variety of different rotors and extensions.



- 1 High pressure connection
- 2 Rotor connection
- 3 Speed adjusting screw

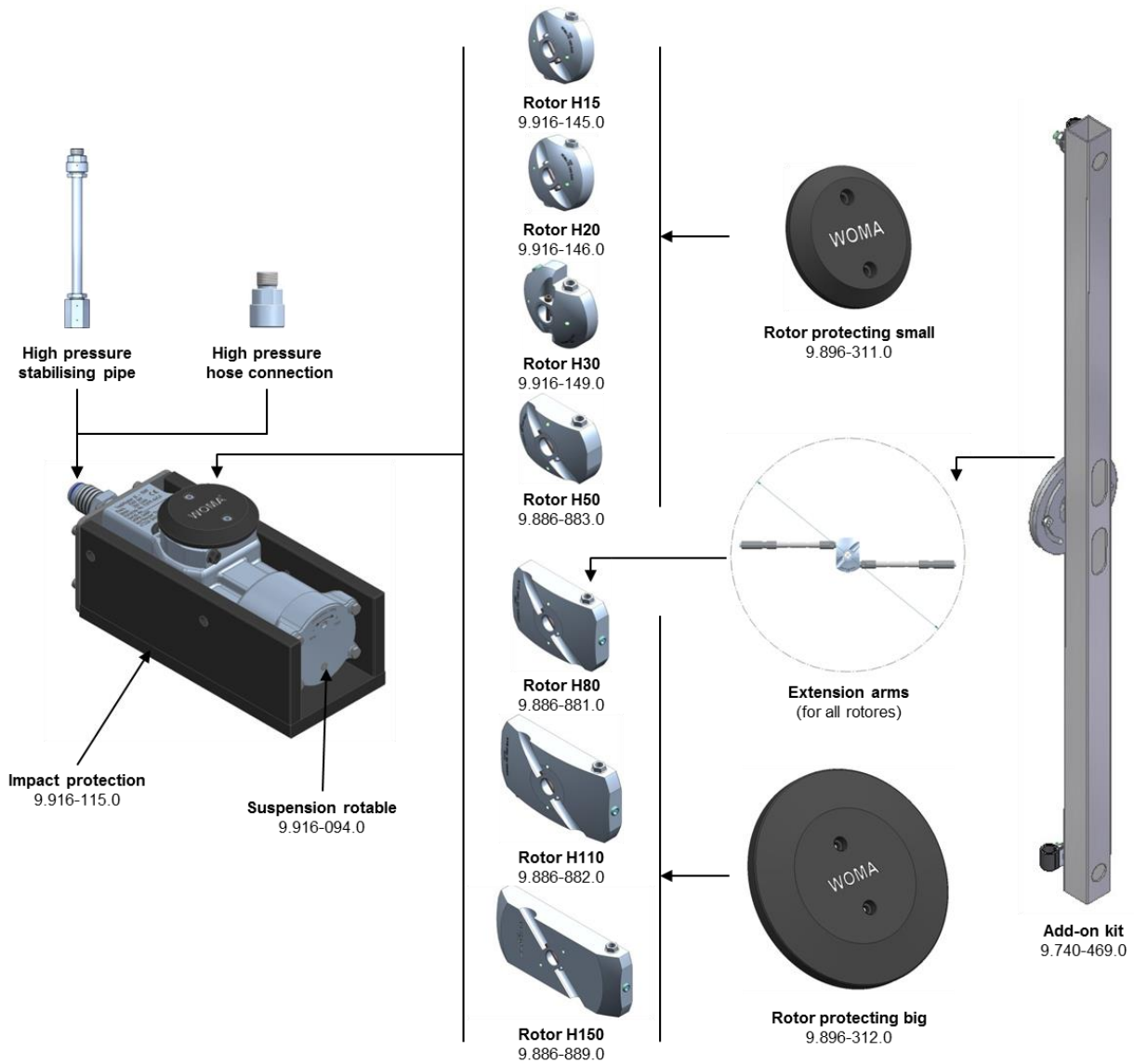
Special benefits

- Low weight
- Small diameter
- Optimization of cleaning results due to special gear drive design
- Proven sealing system and hardened gears for long service life
- Easily adjustable eddy current brake for variable rotational speed
- Housing and pressurized parts made of stainless steel
- Positioning devices, with and without ball joint, are optionally available for variable positioning of the TankMaster inside of the tank

Technical data	
Material no.	9.899-845.0
Operating pressure	max. 1,500 bar
Nominal flow rate	max. 200 l/min
Medium temperature	max. +95 °C
Weight without rotor	approx. 9 kg
Usable nozzles	Form 4
Number of nozzles	2
Rotor speed	10 to 100 1/min
Height	approx. 336 mm

Smallest required opening diameter			
Rotor	Without collision protection	With collision protection	With add-on kit
H15	Ø 134 mm	Ø 185 mm	Ø 175 mm
H20	Ø 134 mm	Ø 185 mm	Ø 175 mm
H30	Ø 132 mm	Ø 185 mm	Ø 175 mm
H50	Ø 130 mm	Ø 185 mm	Ø 175 mm
H80	Ø 137 mm	Ø 205 mm	Ø 175 mm
H110	Ø 137 mm	Ø 205 mm	Ø 175 mm
H150	Ø 139 mm	Ø 210 mm	Ø 200 mm

Accessories





High pressure hose connection	
Hose connection	Material no.
M24 x 1.5	9.878-514.0
M36 x 2	9.878-515.0
M42 x 2	9.917-782.0



High pressure stabilizing pipe		
Hose connection	Length [mm]	Material no.
M24 x 1.5	500	9.913-042.0
M24 x 1.5	1,000	9.913-041.0
M36 x 2	500	9.913-051.0
M36 x 2	1,000	9.913-050.0



Extension arms for nozzle form 4	
Rotation diameter max. [mm]*	Material no.
250	9.913-011.0
450	9.912-946.0
600	9.912-948.0
1,000	9.912-949.0
1,600**	9.918-699.0
1,800**	9.918-702.0

The extension arms are to be ordered twice!

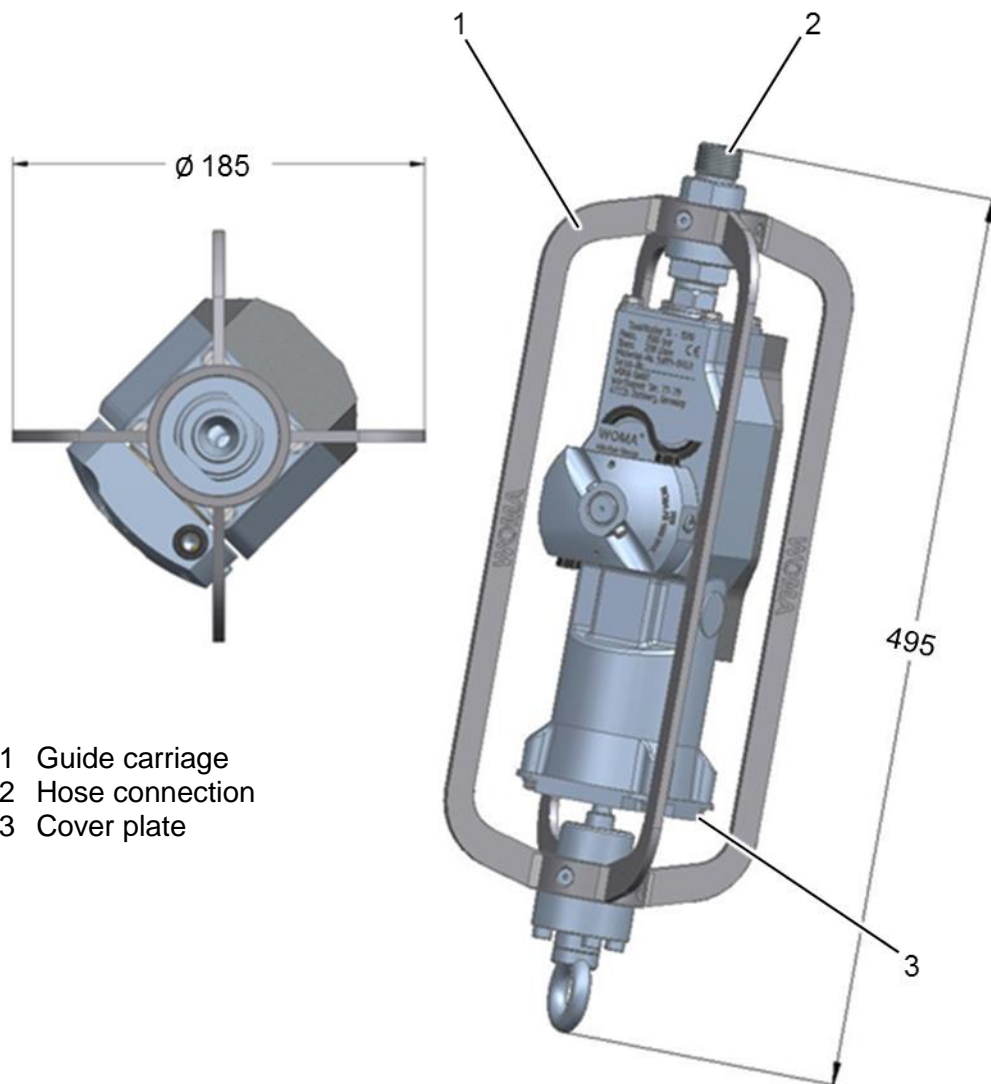
* The exact rotation diameter is dependent on the selected rotor.

** Additionally once add-on kit required.

Others	
Component	Material no.
Guide carriage	9.873-188.0
Collision protection	9.916-115.0
Rotatable hanger	9.916-094.0
Rotor protection small	9.896-311.0
Rotor protection big	9.896-312.0
Add-on kit	9.740-469.0

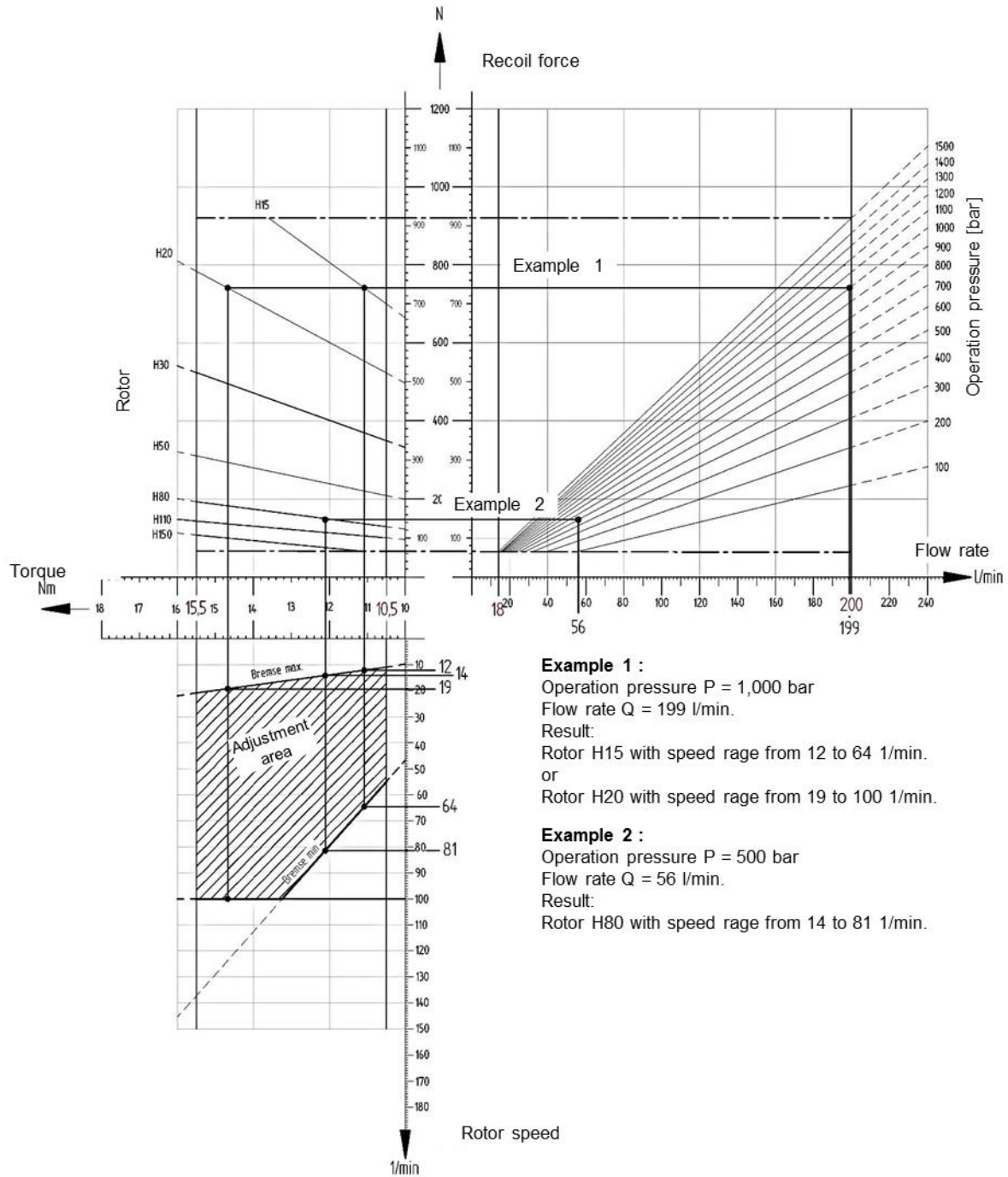
Guide carriage

With the aid of the guide carriage the TankMaster SL 1500 can be used for cleaning of pipes with large diameters. Thereby the rotors H15, H20, H30 und H50 can be selected. When using the guide carriage with the TankMaster SL 1500, it is important to make sure that the cover plate 9.897-707.0 is replaced with the cover plate 9.902-946.0. The cover plate must be ordered separately.



- 1 Guide carriage
- 2 Hose connection
- 3 Cover plate

Selection diagram for rotors – TankMaster SL 1500



Selection charts for nozzles

The nozzles are to be ordered twice!

Material no. Nozzle	Ø Nozzle [mm]	Rotor H15														
		Material no. 9.916-145.0														
		Operating pressure [bar]														
		100	200	300	400	500	600	700	800	900	1000	1100	1200	1300	1400	1500
Flow rate l/min for two nozzles form 4																
9.885-952.0	1.9															168
9.885-933.0	2.0												173	180		186
9.885-934.0	2.2											193	201			
9.885-964.0	2.3										200					

Material no. Nozzle	Ø Nozzle [mm]	Rotor H20														
		Material no. 9.916-146.0														
		Operating pressure [bar]														
		100	200	300	400	500	600	700	800	900	1000	1100	1200	1300	1400	1500
Flow rate l/min for two nozzles form 4																
9.885-947.0	1.6															119
9.885-946.0	1.7														130	134
9.885-932.0	1.8											135	140	145	150	
9.885-952.0	1.9										144	150	156	162	168	
9.885-933.0	2.0									152	159	166	173	180		
9.885-934.0	2.2							164	174	184	193					
9.885-964.0	2.3							180	190	200						
9.885-935.0	2.4						182	196								
9.885-936.0	2.5						199									

Material no. Nozzle	Ø Nozzle [mm]	Rotor H30														
		Material no. 9.916-149.0														
		Operating pressure [bar]														
		100	200	300	400	500	600	700	800	900	1000	1100	1200	1300	1400	1500
Flow rate l/min for two nozzles form 4																
6.025-196.0	1.3															79
9.885-945.0	1.4												85	88	91	
9.885-931.0	1.5											94	98	101	105	
9.885-947.0	1.6									97	102	106	111	115		
9.885-946.0	1.7									104	110	115	120	125		
9.885-932.0	1.8							110	117	123	129					
9.885-952.0	1.9							123	130	137						
9.885-933.0	2.0							128	136	144						
9.885-934.0	2.2						142	154								
9.885-964.0	2.3					142	155	168								
9.885-935.0	2.4					155	169									
9.885-936.0	2.5					168	184									
9.885-965.0	2.7				175	196										
9.885-937.0	2.8				188											
9.886-905.0	2.9				200											
9.885-938.0	3.0			187												

Material no. Nozzle	Ø Nozzle [mm]	Rotor H50														
		Material no. 9.886-883.0														
		Operating pressure [bar]														
		100	200	300	400	500	600	700	800	900	1000	1100	1200	1300	1400	1500
Flow rate l/min for two nozzles form 4																
9.885-951.0	1.1													53	55	57
6.025-199.0	1.2											58	60	63	65	67
6.025-196.0	1.3										64	67	70	73		
9.885-945.0	1.4							67	71	74	78					
9.885-931.0	1.5						72	77	81	85						
9.885-947.0	1.6					75	82	87								
9.885-946.0	1.7					85	92									
9.885-932.0	1.8				87	95										
9.885-952.0	1.9				97	106										
9.885-933.0	2.0			96	107											
9.885-934.0	2.2			116												
9.885-964.0	2.3		110	127												
9.885-935.0	2.4		120													
9.885-936.0	2.5		130													
9.885-965.0	2.7		151													
9.885-937.0	2.8	133														
9.886-905.0	2.9	143														
9.885-938.0	3.0	153														
9.885-939.0	3.2	174														
9.886-904.0	3.3	185														
9.885-941.0	4.0	192														

Material no. Nozzle	Ø Nozzle [mm]	Rotor H80														
		Material no. 9.886-881.0														
		Operating pressure [bar]														
		100	200	300	400	500	600	700	800	900	1000	1100	1200	1300	1400	1500
Flow rate l/min for two nozzles form 4																
6.025-200.0	0.8															30
6.025-470.0	0.9											34	35	37	38	
6.025-198.0	1.0									38	40	42	43	45		
9.885-951.0	1.1						41	44	46	48						
6.025-199.0	1.2					46	49	52								
6.025-196.0	1.3				50	54	57									
9.885-945.0	1.4			53	58	62										
9.885-931.0	1.5			61	66											
9.885-947.0	1.6			62	69											
9.885-946.0	1.7			70												
9.885-932.0	1.8		68	78												
9.885-952.0	1.9		75													
9.885-933.0	2.0		83													
9.885-934.0	2.2	83														
9.885-964.0	2.3	90														
9.885-935.0	2.4	98														
9.885-936.0	2.5	106														
9.885-939.0	3.2	123														
9.886-904.0	3.3	131														
9.885-940.0	3.5	147														
9.886-903.0	3.6	156														

Material no. Nozzle	Ø Nozzle [mm]	Rotor H110														
		Material no. 9.886-882.0														
		Operating pressure [bar]														
		100	200	300	400	500	600	700	800	900	1000	1100	1200	1300	1400	1500
Flow rate l/min for two nozzles form 4																
9.885-950.0	0.7															23
6.025-200.0	0.8										26	27	28	29	30	
9.886-902.0	0.85								26	28	29	30	32	33		
6.025-470.0	0.9								30	31	33	34				
6.025-198.0	1.0							32	34	36	38					
9.885-951.0	1.1						36	39	41							
6.025-199.0	1.2					39	43	46								
6.025-196.0	1.3					45	50									
9.885-945.0	1.4				47	53										
9.885-931.0	1.5				54											
9.885-947.0	1.6			53	62											
9.885-946.0	1.7			60												
9.885-932.0	1.8			68												
9.885-952.0	1.9		62													
9.885-933.0	2.0		68													
9.885-934.0	2.2		82													
9.885-965.0	2.7	88														
9.885-937.0	2.8	95														
9.886-905.0	2.9	101														
9.885-938.0	3.0	108														
9.885-939.0	3.2	123														

Material no. Nozzle	Ø Nozzle [mm]	Rotor H150														
		Material no. 9.886-889.0														
		Operating pressure [bar]														
		100	200	300	400	500	600	700	800	900	1000	1100	1200	1300	1400	1500
Flow rate l/min for two nozzles form 4																
9.885-953.0	0.6															17
9.885-950.0	0.7										19,5	20,5	21	22	23	
6.025-200.0	0.8							22	23	24	25					
9.886-902.0	0.85							23	25	26	28					
6.025-470.0	0.9							26	28	29						
6.025-198.0	1.0						30	32								
9.885-951.0	1.1					33	36									
6.025-199.0	1.2				35	39										
6.025-196.0	1.3			35	41											
9.885-945.0	1.4			41												
9.885-931.0	1.5			47												
9.885-947.0	1.6		44													
9.885-946.0	1.7		49													
9.885-932.0	1.8		55													
9.885-952.0	1.9		61													
9.885-964.0	2.3	64														
9.885-935.0	2.4	70														
9.885-936.0	2.5	75														
9.885-965.0	2.7	88														