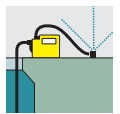


BP 4.500 GARDEN SET PLUS

The ready-to-use complete set for beginners: the "BP 4.500 Garden Set Plus" incl. garden pump, suction and garden hose. Ideal for garden watering using alternative water sources.



Order no.

1.645-701.0

- Immediate use thanks to included suction and garden hose set
- Can be conveniently switched on and off without bending thanks to the practical foot switch
- Convenient carrying handle for mobile use

Technical data

EAN code		4054278915913
Max. motor rating	W	550
Max. flow rate	l/h	< 4500
Delivery head	m	max. 36
Pressure	bar	max. 3.6
Suction height	m	8
Delivery temperature	°C	max. 35
Connection thread		G1
Power cable	m	1.5
Voltage	V	230 - 240
Frequency	Hz	50
Colour		Yellow
Weight without accessories	kg	6.6
Weight incl. packaging	kg	11.3
Dimensions (L × W × H)	mm	372 × 186 × 231

Equipment

Optimised union	■
PerfectConnect connection adapter for G1 pumps	■
Comfortable foot switch	■
Separate filling hole	■
Water drain valve	■
Incl. PerfectConnect suction kit	■
including garden watering set	■
Ergonomic carrying handle	■

■ Included in the scope of supply.



**5
YEARS**
EXTENDED
GUARANTEE*

REGISTRATION ON
[WWW.KAERCHER.COM/
GUARANTEE*](http://WWW.KAERCHER.COM/GUARANTEE*)

Robust and long-lasting

- Kärcher offers an extended five-year warranty.



Comfortable foot switch

- Easy to switch on and off – gentle on the back.



Ready to use immediately

- Including complete ready-to-connect spiral and garden hose set for immediate use.



ACCESSORIES FOR BP 4.500 GARDEN SET PLUS 1.645-701.0



		Order no.	Description	
SUCTION HOSES				
Suction kit, 3.5 m	1	2.997-110.0	Ready to connect and vacuum-proof: The suction kit, including a 3.5 m suction hose, suction filter, non-return valve and PerfectConnect sealing principle. Ideal for garden pumps and service water supply in the household.	■
Suction kit, 7.0 m	2	2.997-111.0	Ideal suction kit for garden pumps and service water supply in the household. Includes a ready-to-connect, vacuum-proof 7 m suction hose with suction filter, non-return valve and PerfectConnect sealing principle.	□
ADAPTERS / CONNECTORS				
Connection adaptor	3	6.997-473.0	With the help of the connection adaptor, a pump with internal thread can be connected quickly and safely to a water connection.	■
Tap adaptor for suction & garden hose 1" + 3/4"	4	2.997-113.0	The tap adaptor can be used to connect suction and garden hoses to pressure and suction sides of pumps. The PerfectConnect sealing principle guarantees reliable sealing.	□
Connection adaptor for pumps (axial/radial), G1	5	2.997-120.0	The PerfectConnect connection adaptor (axial/radial) connects Kärcher pumps with a G1 internal thread to water connections and accessories by other manufacturers, as well as older Kärcher accessories.	□
2-way connection adaptor for pumps, G1	6	6.997-474.0	With the help of the 2-way connection adaptor, a pump with internal thread can be connected quickly and safely to two water connections.	□
Pump adapter including check valve, small	7	6.997-359.0	Pump adapter with check valve for vacuum-resistant connection of suction hoses to pumps (e.g. garden pumps and high-pressure pumps for domestic use).	□
Connection kit Basic	8	6.997-358.0	Connector set for connecting water hoses to garden pumps and high-pressure pumps for domestic use. For easy and perfect hose and pump connection.	□
Premium pump connector set	9	6.997-340.0		□
FILTER				
Pump prefilter, large	10	2.997-210.0	The pump prefilter protects garden pumps, electronic booster pumps and home pumps from coarse dirt particles or sand. Including the PerfectConnect sealing principle for reliable sealing.	□
Pump prefilter, small	11	2.997-211.0	Small prefilter, big effect: The pump prefilter protects garden pumps, electronic booster pumps and home pumps from coarse dirt particles or sand. With PerfectConnect sealing principle.	□
Basic suction filter with backflow preventer, 3/4"	12	6.997-345.0	Basic suction filter with backflow preventer for connection to cut lengths of 3/4" suction hose.	□
Basic suction filter with backflow preventer, 1"	13	6.997-342.0	Basic suction filter with backflow preventer for connection to cut lengths of 1" suction hose.	□
Premium suction filter with backflow preventer	14	6.997-341.0	Premium suction filter with backflow preventer for connection to cut lengths of hose.	□

■ Included in the scope of supply. □ Available accessories. ○ Detergents.

ACCESSORIES FOR BP 4.500 GARDEN SET PLUS 1.645-701.0



		Order no.	Description	
MISCELLANEOUS				
Dry-run cut-out for pumps *Socket Type E (CEE7/5)	15	6.997-546.0	The dry-run protection protects garden pumps, submersible pressure pumps and home pumps against damage. The pump is automatically switched off if there is no water running through it.	<input type="checkbox"/>
Electronic pressure switch with dry-run cut-out for pumps *Socket Type E (CEE7/5)	16	6.997-549.0	The electronic pressure switch automatically switches the pump on and off again as required. An additional dry-run protection protects the pump against damage by automatically switching it off when there is no water running.	<input type="checkbox"/>
Dry-run cut-out for pumps	17	6.997-355.0	Dry-running protection protects garden pumps, submersible pumps and high-pressure pumps against damage. Float switch automatically starts and stops the pump and prevents dry running.	<input type="checkbox"/>
Electronic pressure switch with dry-run cut-out for pumps	18	6.997-357.0	Electronic pressure switch automatically starts/stops the pump on demand. Float switch automatically starts and stops the pump and prevents dry running.	<input type="checkbox"/>
HOSES				
PrimoFlex® hose 1/2" - 20 m	19	2.645-138.0	The PrimoFlex® (1/2") flexible garden hose is 20 m long, temperature-resistant, comes with pressure-resistant reinforcement technology and contains no substances that are harmful to health. Bursting pressure: 24 bar.	■
HOSE CONNECTION SYSTEMS				
Hose coupling set 1/2", 5/8" OPP	20	2.645-176.0	Connector set with 1 × hose connector 1/2", 5/8" und 1 × hose connector 1/2", 5/8" with Aqua Stop	■
G1 tap adaptor with G3/4 reducer	21	2.645-007.0	Extremely robust tap connector 1" with 3/4" thread reducer for connection to two thread sizes. Ideal for connecting to Kärcher garden pumps. Compatible with all click systems.	■
NOZZLES AND SPRAY LANCES				
Nozzle	22	2.645-264.0	Small, convenient and easy to connect to the garden hose: the ideal nozzle for uncomplicated watering tasks.	■

■ Included in the scope of supply. □ Available accessories.