



KÄRCHER

makes a difference



59680130 (04/19)

Safety instructions for battery broom

  Please read these safety instructions prior to the initial use of your appliance and act accordingly. Keep these safety instructions for future reference or subsequent owners.

- Prior to the initial start-up, observe the graphic operating instructions of your appliance and especially observe the safety instructions.
- Apart from the notes contained herein the general safety provisions and rules for the prevention of accidents of the legislator must be observed.

Proper use

- Use this battery operated appliance only for personal use, for cleaning rooms; use only the accessories and spare parts approved by KÄRCHER for such use.
- The appliance is **not** suitable for cleaning deep-pile carpets and wet floors.
- The appliance is **not** suitable for cleaning concrete, gravel, etc.

Any use extending beyond this is not considered as proper use. The manufacturer is not liable for any losses resulting from this; the user alone bears the risk for this.

Symbols on the machine

Use the following adaptor:



△ WARNING

Charge the battery with the enclosed original charger or a charger approved by KÄRCHER only.

Danger or hazard levels

△ DANGER

Pointer to immediate danger, which leads to severe injuries or death.

△ WARNING

Pointer to a possibly dangerous situation, which can lead to severe injuries or death.

△ CAUTION

Pointer to a possibly dangerous situation, which can lead to minor injuries.

ATTENTION

Pointer to a possibly dangerous situation, which can lead to property damage.

Safe handling

⚠ DANGER

- *This appliance is not intended for use by persons with limited physical, sensory or mental capacities or lacking experience and/or skills, unless such persons are accompanied and supervised by a person in charge of their safety or they have received precise instructions on the use of this appliance and have understood the resulting risks.*
- *Children may only use this appliance if they are over the age of 8 and supervised by a person in charge of their safety, or if they have received instructions on the use of this appliance and have understood the resulting risks.*
- *Children must not play with this appliance.*
- *Supervise children to prevent them from playing with the appliance.*
- *Cleaning and user maintenance must not be performed by children without supervision.*

⚠ CAUTION

- *Never leave the appliance unattended as long as it is in operation.*

ATTENTION

- *Protect the appliance from extreme weather conditions, moisture and heat.*

Electric components

⚠ DANGER

Short circuit hazard!

- *Do not insert conductive objects (such as screwdrivers or the like) into the charging socket.*
- *Do not touch contacts or wires.*
- *You may recharge the battery using only the original charger provided with the appliance or a charger approved by KÄRCHER.*
- *Do not expose the battery to direct sunlight, heat or fire.*
- *This device contains non-replaceable batteries.*
- *Immediately replace the charger with the charging cable in case of visible damage.*
- *The appliance contains electrical components - do not clean under running water.*
- *Store and use the charger in dry rooms only.*
- *Never touch the mains plug with wet hands.*
- *The voltage indicated on the type plate must correspond to the supply voltage.*
- *Repair work and work on the electrical components may only be performed by an authorised customer service.*

⚠ Warning

- **Do not open the battery**, as there is a risk of an electrical shock; also, irritating or caustic vapors can escape.

Environmental protection



The packaging material can be recycled. Please do not place the packaging into the ordinary refuse for disposal, but arrange for the proper recycling.



Old appliances contain valuable recyclable materials and substances that must not be released into the environment.

Thus, the appliance and the accumulator contained must not be disposed of via the domestic waste. The disposal can take place via locally available return and collection systems free of charge.

Electrical and electronic devices often contain components which could potentially pose a danger to human health and the environment if handled or disposed of incorrectly. However, these components are necessary for the proper operation of the device. Devices marked with this symbol must not be disposed of with regular household rubbish. Information on ingredients (REACH)

The latest information on ingredients can be found at:

www.kaercher.com/REACH

Transport

The battery has been tested as per the relevant directives for international transport and can be transported/shipped.

Scope of delivery

The scope of delivery of your appliance is illustrated on the packaging. Check the contents of the appliance for completeness when unpacking.

In the event of missing accessories or any transport damage, please contact your dealer.

Warranty

The warranty terms published by the relevant sales company are applicable in each country. We will repair potential failures of your appliance within the warranty period free of charge, provided that such failure is caused by faulty material or defects in manufacturing. In the event of a warranty claim please contact your dealer or the nearest authorized Customer Service centre. Please submit the proof of purchase.

(See address on the reverse)

Spare parts

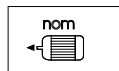
Only use original accessories and spare parts, they ensure the safe and trouble-free operation of the device.

For information about accessories and spare parts, please visit www.kaercher.com.

Symbols in the operating instructions



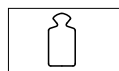
Nominal battery voltage



Rated power of appliance



Sound



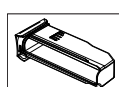
Weight



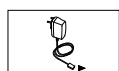
Charging time for empty battery



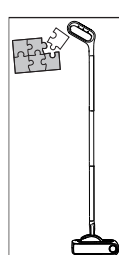
Operating time with full charge



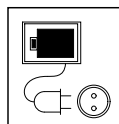
Dust container volume



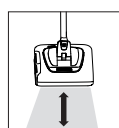
Output voltage / output current charger




Prepare appliance



Charge battery using the power cord



Use appliance



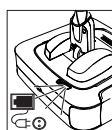
Battery service life:
Carpets and hard floors



Clean appliance



Use the charger in dry rooms only.



Notes for LED signals:

During battery charging:
LED blinks green.

The battery is charged:
LED illuminates constantly in green.
LED lights up until the mains plug is removed from the socket.

Operating mode:
LED illuminates constantly in green.

The battery must be charged:
The LED blinks slowly in red approx. 5 minutes before the battery has to be charged.

Battery is empty:
LED illuminates constantly in red.

Motor blockade:
LED blinks red fast.
Put the device in the parking position for at least 3 seconds (switch off device) for troubleshooting.

Customer Service

Australia
KÄRCHER Pty. Ltd.
385 Ferntree Gully Road,
Mount Waverley, Victoria, AU. 3149

1800 675 714 (Free Call)
www.karcher.com.au

New Zealand
Karcher Ltd.
66 Allens Road,
East Tamaki, Auckland

(09) 274-4603
www.karcher.co.nz



www.kaercher.com/dealersearch

Alfred Kärcher SE & Co. KG
Alfred-Kärcher-Str. 28-40
71364 Winnenden (Germany)
Tel.: +49 7195 14-0
Fax: +49 7195 14-2212

