

CA 30 C Surface Cleaner

Mopping with spray bottle




Warning

These are only brief instructions! Read the product information sheet and adhere to the safety instructions on the product label prior to using the detergent. Follow the dosing instructions on the product label.

The non-compliance with safety instructions may lead to damages of the object to be cleaned and to dangers for the environment, the operator and other persons.

Preparation



- A Surface cleaner dosage: 5 ml/0.5 l.
- B Fill the spray bottle with water and add detergent.
- C Screw the spray head onto the bottle.

Cleaning



- A Spray the surface cleaner onto the cloth one to three times.
- B Clean the surface with the cloth.


After cleaning



- A Place the used cleaning supplies into the laundry bag.

CA 30 C Surface Cleaner

Mopping with a bucket




Warning

These are only brief instructions! Read the product information sheet and adhere to the safety instructions on the product label prior to using the detergent. Follow the dosing instructions on the product label.

The non-compliance with safety instructions may lead to damages of the object to be cleaned and to dangers for the environment, the operator and other persons.

Preparation

1



- A Fill the bucket with water.
- B Surface cleaner dosage: 10 ml/l.
- C Pour surface cleaner into bucket.

Cleaning


2



- A Moisten and wring out the cloth into the bucket.
- B Clean the surface with the cloth.

After cleaning

3



- A Place the used cleaning supplies into the laundry bag.
- B Wash and dry the bucket.

CA 30 C Surface Cleaner

Floor cleaning




Warning

These are only brief instructions! Read the product information sheet and adhere to the safety instructions on the product label prior to using the detergent. Follow the dosing instructions on the product label. The non-compliance with safety instructions may lead to damages of the object to be cleaned and to dangers for the environment, the operator and other persons.

Preparation


1



- A Place blue mops into the bucket (10 to 15 pcs).
- B Pour the surface cleaning solution onto the mops. Dosage: 10 ml/l.
- C Close the lid tightly, turn the bucket around and let the detergent solution soak in.

Cleaning


2



- A Fasten the mop in the holder.
- B Clean the floor evenly.

After cleaning

3



- A Place the used cleaning supplies into the laundry bag.
- B Wash and dry the bucket. Prepare new mops if needed.