



Spare Parts List

Chariot 2 iScrub 20

1.006-125.0	CS20
1.006-133.0	CSC20
1.006-137.0	CSX20
1.006-138.0	CSXC20
1.006-130.0	CS22SP
1.006-134.0	CSC22SP
1.006-170.0	CSXM20
1.006-171.0	CSXCM20
1.006-172.0	CSM22SP
1.006-173.0	CSCM22SP
1.006-181.0	CSXBCM20
1.006-182.0	CSXBC20
1.006-183.0	CSXBM20
1.006-184.0	CSXB20

From Serial Number (Ref No. 1*)

* See Serial Number page
or call manufacturer.

How to Use The Spare Parts List

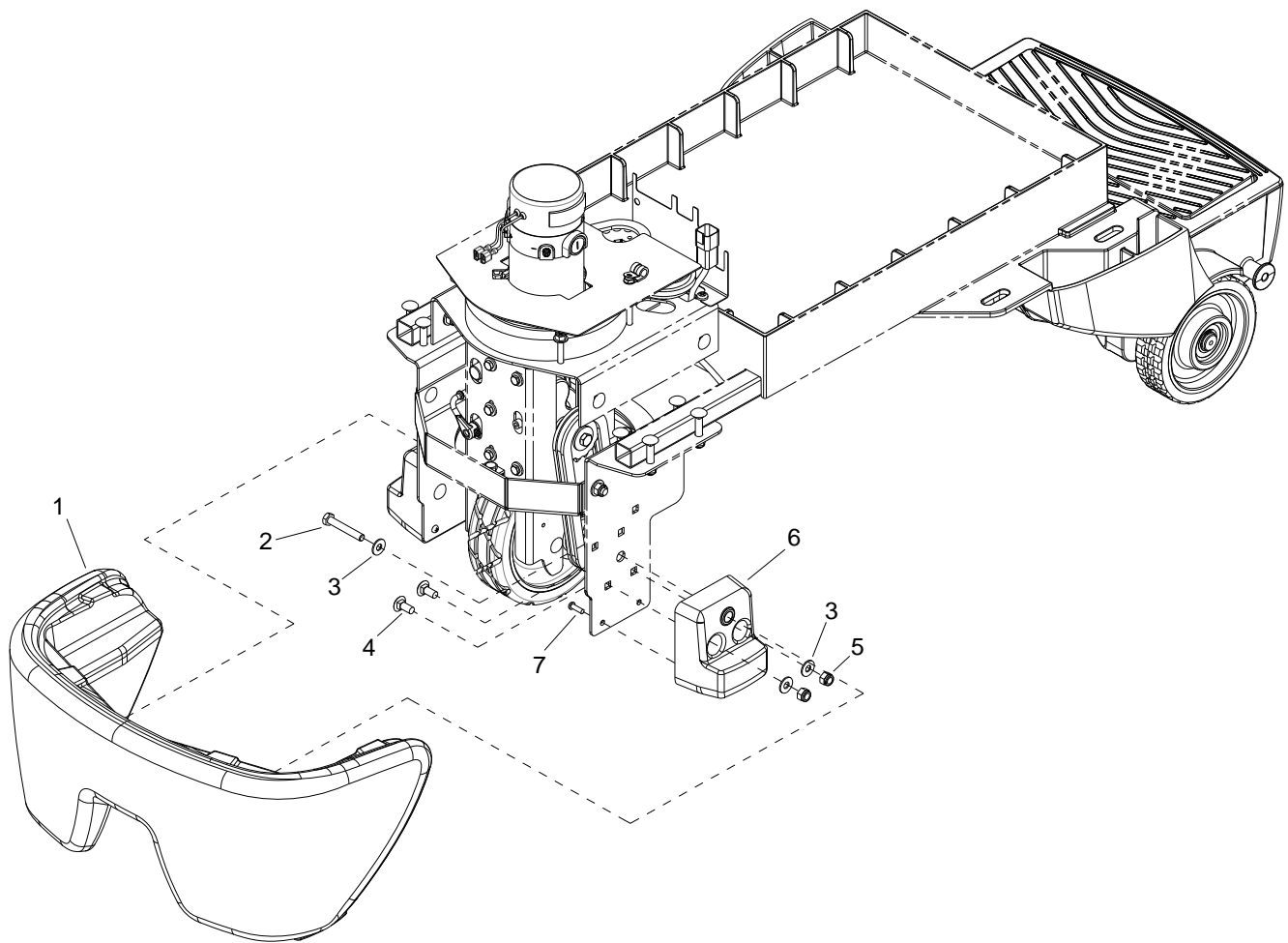
The PARTS LIST section contains assembled parts illustrations and corresponding parts list. The parts lists include a number of columns of information:

- **REF** – column refers to the reference number on the parts illustration.
- **PART NO.** – column lists the part number for the part.
- **QTY** – column lists the quantity of the part used in that area of the machine.
- **DESCRIPTION** – column is a brief description of the part.
- **SERIAL NO. FROM** – If this column has an (*) and a Reference number, see the SERIAL NUMBERS page in the back of your manual. If column has two asterisk (**), call manufacturer for serial number. The serial number indicates the first machine the part number is applicable to. The main illustration shows the most current design of the machine. When a boxed illustration is shown, it displays the older design.
- **NOTES** – column for information not noted by the other columns.

NOTE: *If a service or option kit is installed on your machine, be sure to keep the KIT INSTRUCTIONS which came with the kit. It contains replacement parts numbers needed for ordering future parts.*

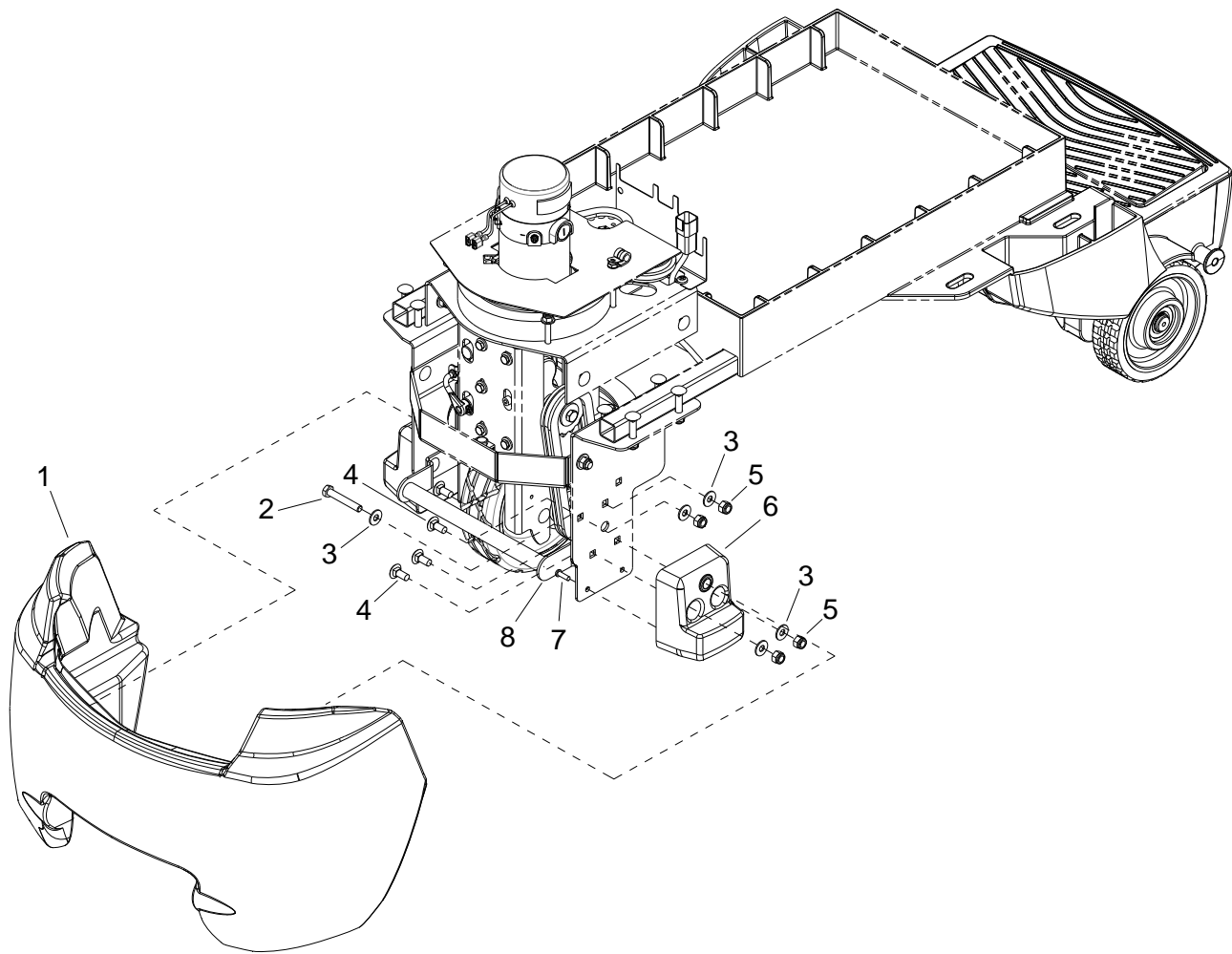
NOTE: *The manual part number is located on the lower right corner of the front cover.*

How to Use The Spare Parts List	2	Wiring Diagram 3 (10061820 & 10061840)	104
Bumper	4	Wiring Diagram 4 (10061820 & 10061840)	106
Bumper - Deluxe & Cylindrical	6	Wiring Diagram 5 (10061820 & 10061840)	108
Console	8	Wiring Diagram 6 (10061820 & 10061840)	110
Control Panel 1	10	Wiring Diagram 7 (10061820 & 10061840)	112
Control Panel 2	12	Wiring Diagram 8 (10061820 & 10061840)	114
Decals - Disk	14	Serial Numbers	116
Decals - Orbital	16		
Decals - Deluxe & Cylindrical	18		
Drive Lower-From Serial Number (4*)	20		
Drive - Lower-Prior to Serial Number (4*)	22		
Slew/Steering-From Serial Number (4*)	24		
Drive - Chain-Prior to Serial Number (4*)	26		
Drive Mounting	28		
Frame & Rear Wheels	30		
On Board Battery Charger - Disk	32		
On Board Battery Charger - Deluxe & Cylindrical	34		
Pedal Platform	36		
Pedal Platform Mounting	38		
Recovery Tank	40		
Scrub Brush - Pad Driver	42		
Scrub Brush Deck - Disk	44		
Scrub Brush Deck Mounting - Disk	46		
Scrub Brush Deck - Orbital	48		
Scrub Brush Deck Mounting - Orbital	50		
Scrub Deck Drive Assembly - Cylindrical	52		
Scrub Deck - Cylindrical	54		
Scrub Deck Linkage - Cylindrical	56		
Scrub Brush Deck Mounting - Cylindrical	58		
Scrub Deck Lift	60		
Solution Tank	62		
Solution Tank	62		
Solution Tank - Deluxe	64		
Solution Tank - Deluxe Models with Chemical Metering	66		
Solution System w/Chemical Metering - Disk	68		
Solution System w/Chemical Metering - Cylindrical	70		
Squeegee - Disk	72		
Squeegee - Cylindrical	74		
Squeegee Linkage - Cylindrical	76		
Steering	78		
Vacuum	80		
Wiring - Battery	82		
Wiring Diagram 1	84		
Wiring Diagram 2	86		
Wiring Diagram 3	88		
Wiring Diagram 4	90		
Wiring Diagram 5	92		
Wiring Diagram 6	94		
Wiring Diagram 7	96		
Wiring Diagram 8	98		
Wiring Diagram 1 (10061820 & 10061840)	100		
Wiring Diagram 2 (10061820 & 10061840)	102		

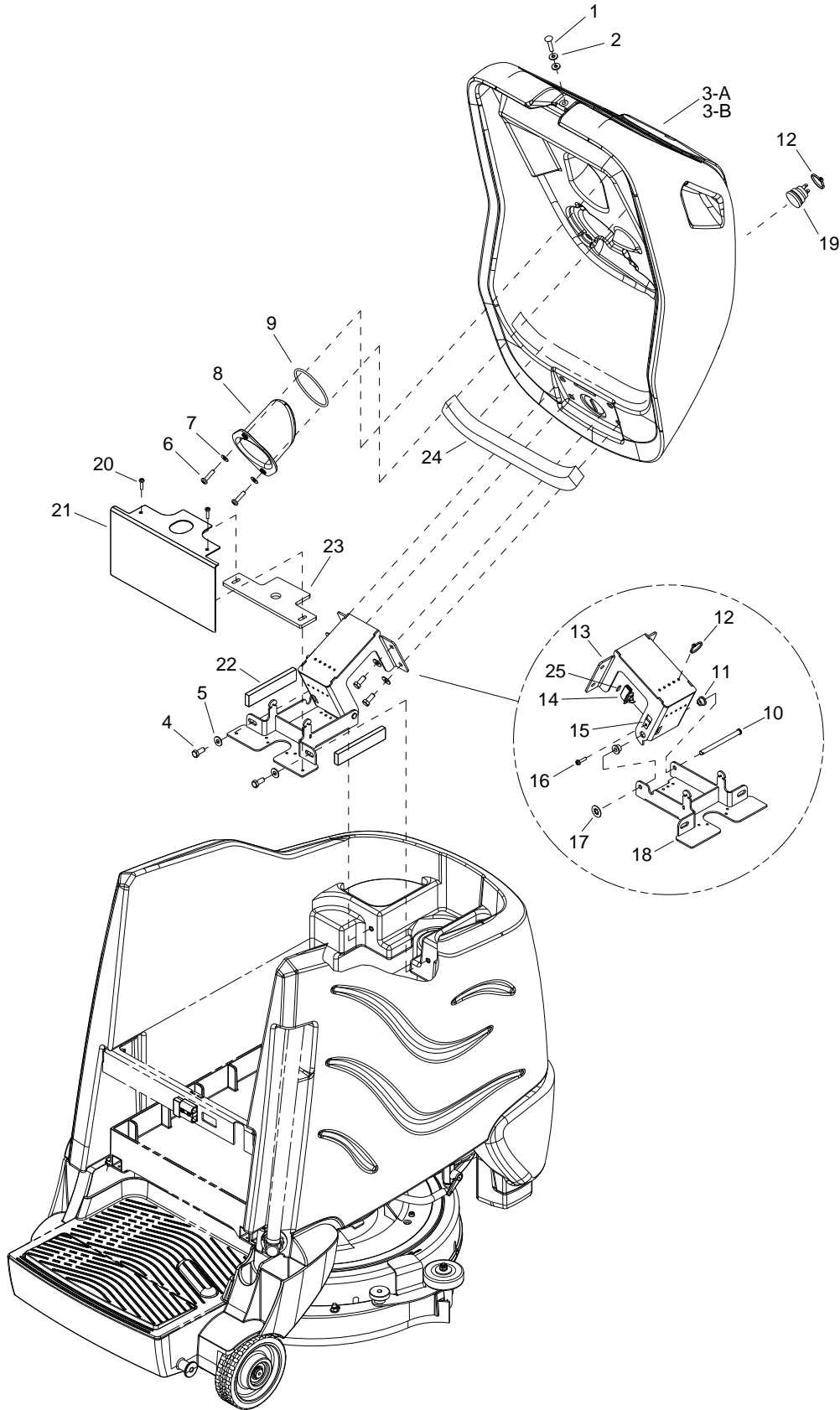


REF	PART NO.	QTY	DESCRIPTION	SERIAL NO. FROM	NOTES
1	86366820	1	BUMPER, TRIM, BLACK		
2	86276980	2	SCREW 5/16-18 X 2 HHCS SS		
3	86010670	6	WASHER 5/16 FLAT SS		
4	86276070	4	SCR, 5/16-18 X 3/4 CARRIAGE SS		
5	86270830	4	NUT 5/16-18 HEX NYLOCK SS		
6	86323950	2	PAD, TIP		
7	86327510	4	SCR, KA50X16, PT OHS, WN1412, A2 SS		

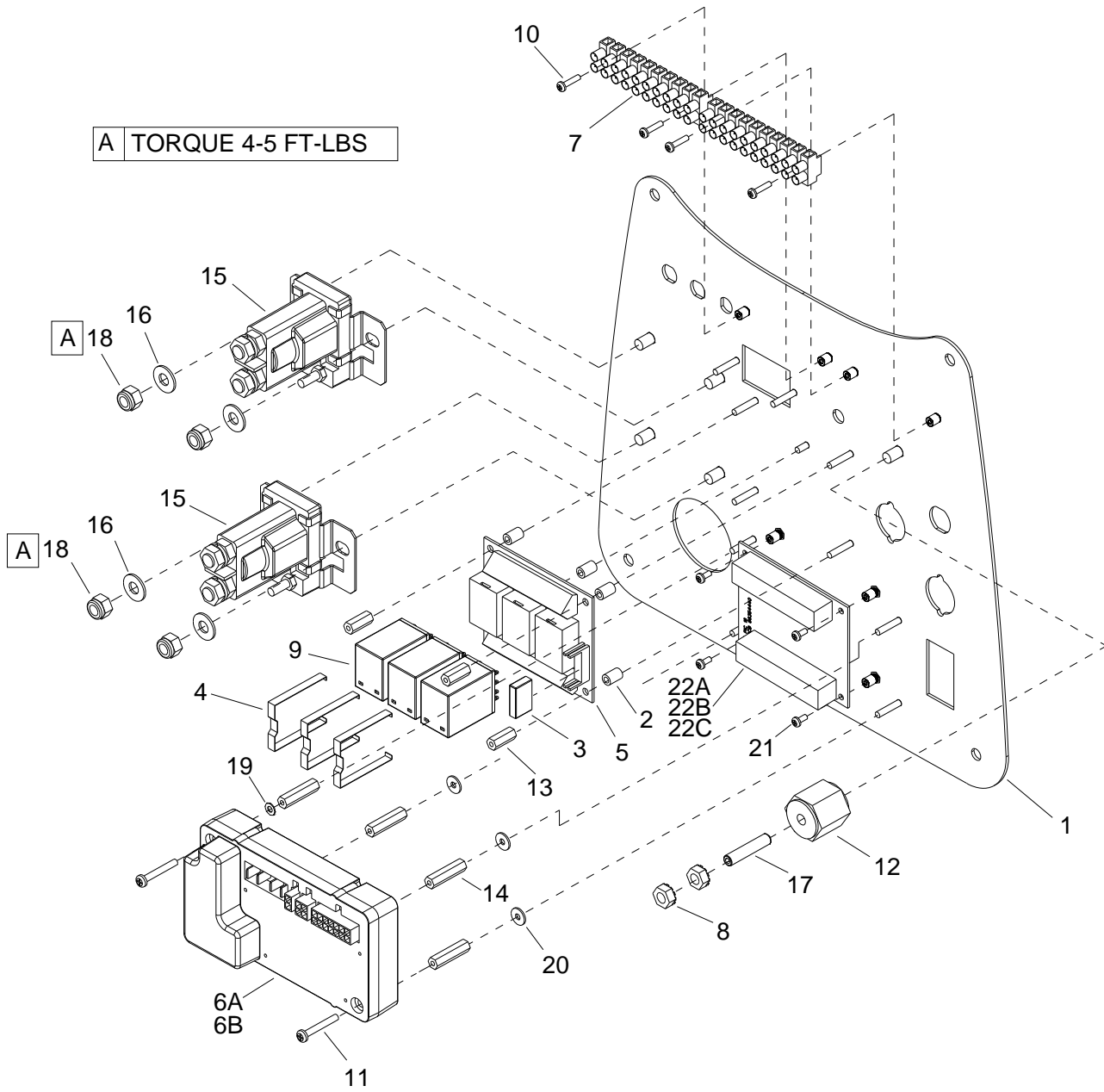
Bumper - Deluxe & Cylindrical



REF	PART NO.	QTY	DESCRIPTION	SERIAL NO. FROM	NOTES
1	86332600	1	BUMPER		
2	86276980	2	SCREW 5/16-18 X 2 HHCS SS		
3	86010670	10	WASHER 5/16 FLAT SS		
4	86276070	8	SCR, 5/16-18 X 3/4 CARRIAGE SS		
5	86270830	8	NUT 5/16-18 HEX NYLOCK SS		
6	86323950	2	PAD, TIP		
7	86327510	4	SCR, KA50X16, PT OHS, WN1412, A2 SS		
8	86333910	1	BRACKET, TIE DOWN		



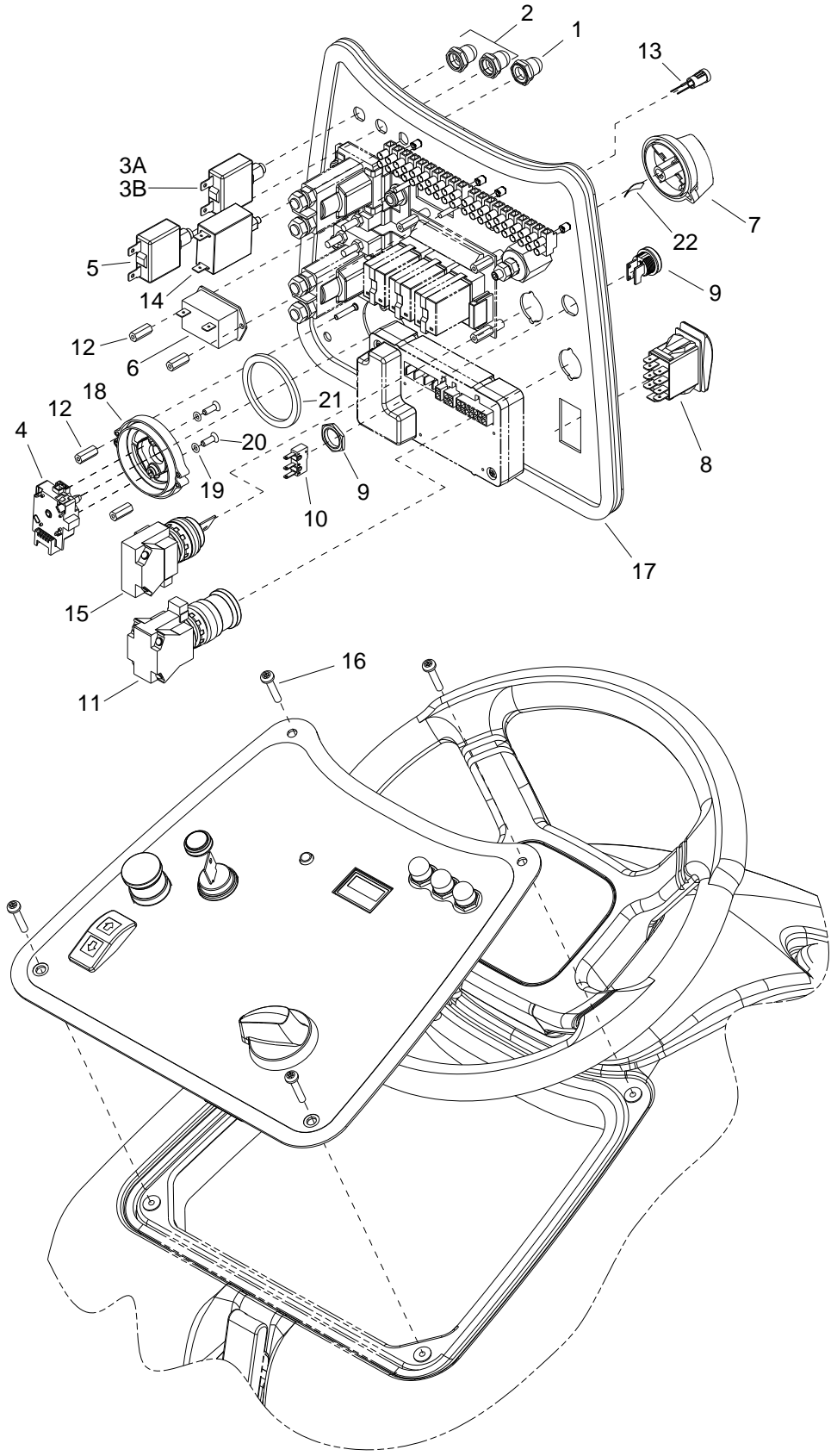
REF	PART NO.	QTY	DESCRIPTION	SERIAL NO. FROM	NOTES
1	86276330	1	SCR, 1/4-20 X 1.25 CARRIAGE BZ		
2	86279520	2	WASHER, 1/4 ID FLAT BLK		
3A	86398870	1	CONSOLE, CS20		DISK
3B	86332580	1	CONSOLE, B40RS		DELUXE & CYLINDRICAL
4	86276780	6	SCR, 5/16-18 X 3/4 HHCS SS		
5	86010670	6	WASHER, 5/16 FLAT SS		
6	86006530	2	SCREW 1/4-20 X 1 PPHMS SS		
7	86010630	2	WASHER 1/4 ID X 5/8 OD SS		
8	86317980	1	DOME		
9	86327600	1	GASKET, DOME		
10	86326340	1	PIN, CLEVIS 5/16 X 4.0, PLTD		
11	86228990	2	BEARING, FLNGD, .314ID X.502OD		
12	86264940	6	CABLE TIE, 11.38" UL/CSA		
13	86326320	1	BRACKET, HINGE UPPER		
14	86327680	1	SWITCH, INTERLOCK		
15	86270860	1	NUT, 10-24 U-TYPE SPEED		
16	86277110	1	SCR, 10-24 X 3/4 PPHMS SS		
17	86328860	1	NUT, 5/16 PUSH-LOCK, PLTD		
18	86326330	1	BRACKET, HINGE LOWER		
19	86239720	1	SP HORN, 108DB MINATURE W/RING		
20	86006800	2	SCREW 10-32 X 1/2 PHTR PLT		
21	86332390	1	PLATE, COVER		
22	86332770	2	GASKET, HINGE BRACKET		
23	86332760	1	GASKET, STEERING SHAFT		
24	86302620	1	FOAM, 1 X 1 X 20		DELUXE ONLY
25	86402180	1	GASKET, .125 X .375 X .65		



REF	PART NO.	QTY	DESCRIPTION	SERIAL NO. FROM	NOTES
1	86357790	1	PANEL, CONTROL, CS20 RE		
2	86337210	5	SPACER, .14ID X .25OD X .38, NYL		
3	86336110	1	RELAY, SPST-NO		
4	86336100	3	CLIP, RELAY		
5	86336090	1	CIRCUIT BOARD, 4 RELAY		
6A	86405520	1	CONTROLLER, C2S	(4*)	
6B	86387690	1	CONTROLLER, C2S ORB	(6*)	FOR MODELS: 10061820, 10061840
-	86362190	1	CONTROLLER, CS20 RE		
7	86326390	2	CONN, 8MM PITCH, 10 POSN		
8	86005710	2	NUT, 1/4-20 HEX W/STAR		
9	86313900	3	RELAY, 5A, 24V, 4PDT		
10	86275260	4	SCR, 4-40 X 1/2 PPHMS		
11	86275550	2	SCREW 6-32X1.25		
12	86255910	1	STANDOFF, 1/4-20 X 1.0 HEX INS		
13	86255900	2	STANDOFF, 6-32 X 5/8 HEX NYL		
14	86354860	4	STANDOFF, 6-32 X 1.25 HEX, NYLON		
15	86251360	2	RELAY, 36VDC, 100A		
16	86010630	4	WASHER, 1/4 X 5/8 FLAT SS		
17	86006850	1	SCR, 1/4-20 X 1.25 SSSCU		
18	86005810	4	NUT, 1/4-20 HEX NYLOCK SS		
19	86279020	1	WASHER #6 LOCK EXT STAR SS		
20	86279450	3	WASHER, #6 FLAT SAE PLTD		
21	86274570	4	SCREW 4-40 X 1/4 PPHMS		
22A	86354440	1	PCB, iSCRUB, PIC		
22B	86390960	1	PCB, PIC CS20 CM		CHEMICAL METERING
22C	86423480	1	PCB ASSEMBLY, CSXB20	(6*)	FOR MODELS: 10061820, 10061840

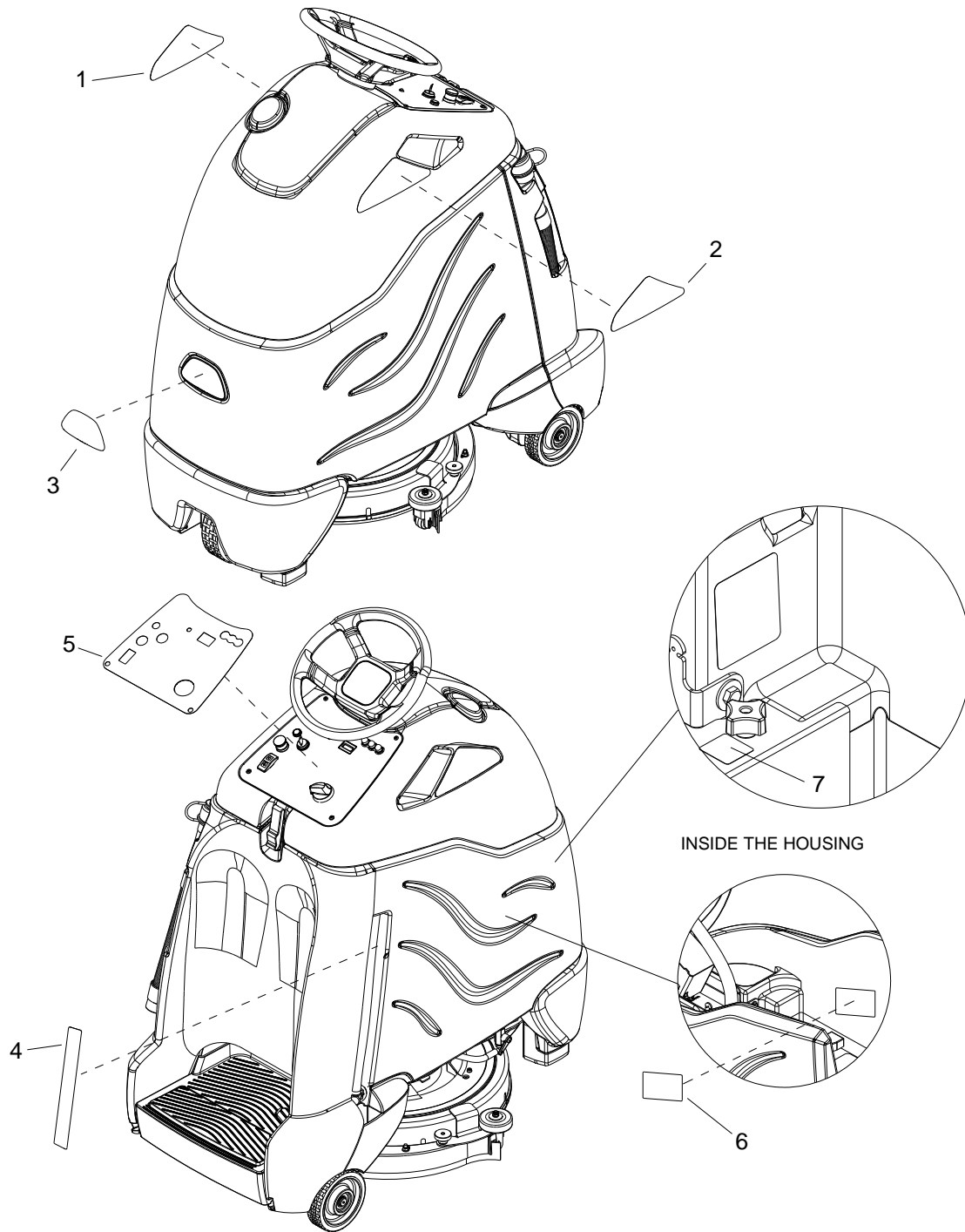
*See Serial Number page.

Control Panel 2



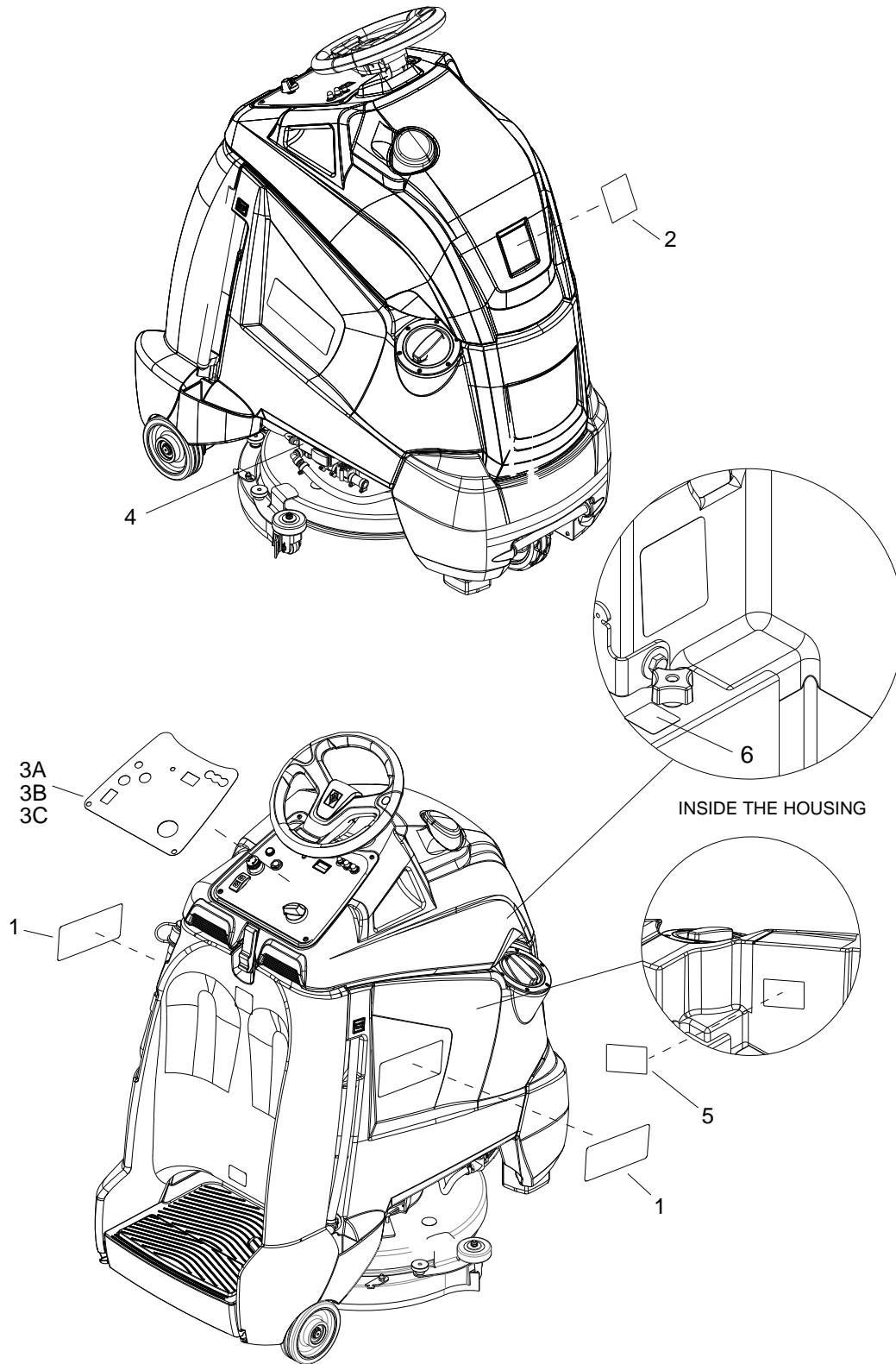
REF	PART NO.	QTY	DESCRIPTION	SERIAL NO. FROM	NOTES
1	86001260	1	BOOT, CB 3/8-32 UNS		
2	86332510	2	BOOT, SEAL PUSH BUTTON 11MM		
3A	86328180	1	BREAKER, 12A, 250VAC, 32VDC		DISK
3B	86349290	1	BREAKER, 25A, 250VAC, 32VDC		CYLINDRICAL
4	86354870	1	SWITCH, ROTARY		
5	86316160	1	BREAKER, 18A, 250VAC, 32VDC		
6	86315470	1	METER, HOUR, LCD		
7	53217380	1	KNOB, SELECTION		
8	86313950	1	SWITCH, SPDT 3 POSN MOM, ARROW		
9	86295200	1	ASM, BUTTON, BLACK, W/BEZEL		
10	86292780	1	SWITCH,MICRO		
11	86292590	1	SWITCH, E-STOP AKW CHARIOT		
12	86255900	4	STANDOFF, 6-32 X 5/8 HEX NYL		
13	86348960	1	LED, BATTERY INDICATOR		▲
14	86353680	1	BREAKER, 1.5A CARLING MAGNETIC		
15	86007170	1	SWITCH, KEY 2 POSITION		
16	86371410	4	SCREW, 10-32 X .75 TMS SS BLK		
17	86327830	1	GASKET, .188 X.31 X 41.0		
18	86354560	1	BEZEL, ROTARY SWITCH		
19	86358440	2	O-RING, 4MM ID, 1.5MM THK, BUNA-N		
20	86358430	2	SCR, M4X12 FHMS, ISO7046 SS NP		
21	86354810	1	GASKET, ROTARY SWITCH		
22	63130140	1	SPRING ELEMENT		

▲ 86348960 IS INCLUDED WITH CONTROL PANEL HARNESS.



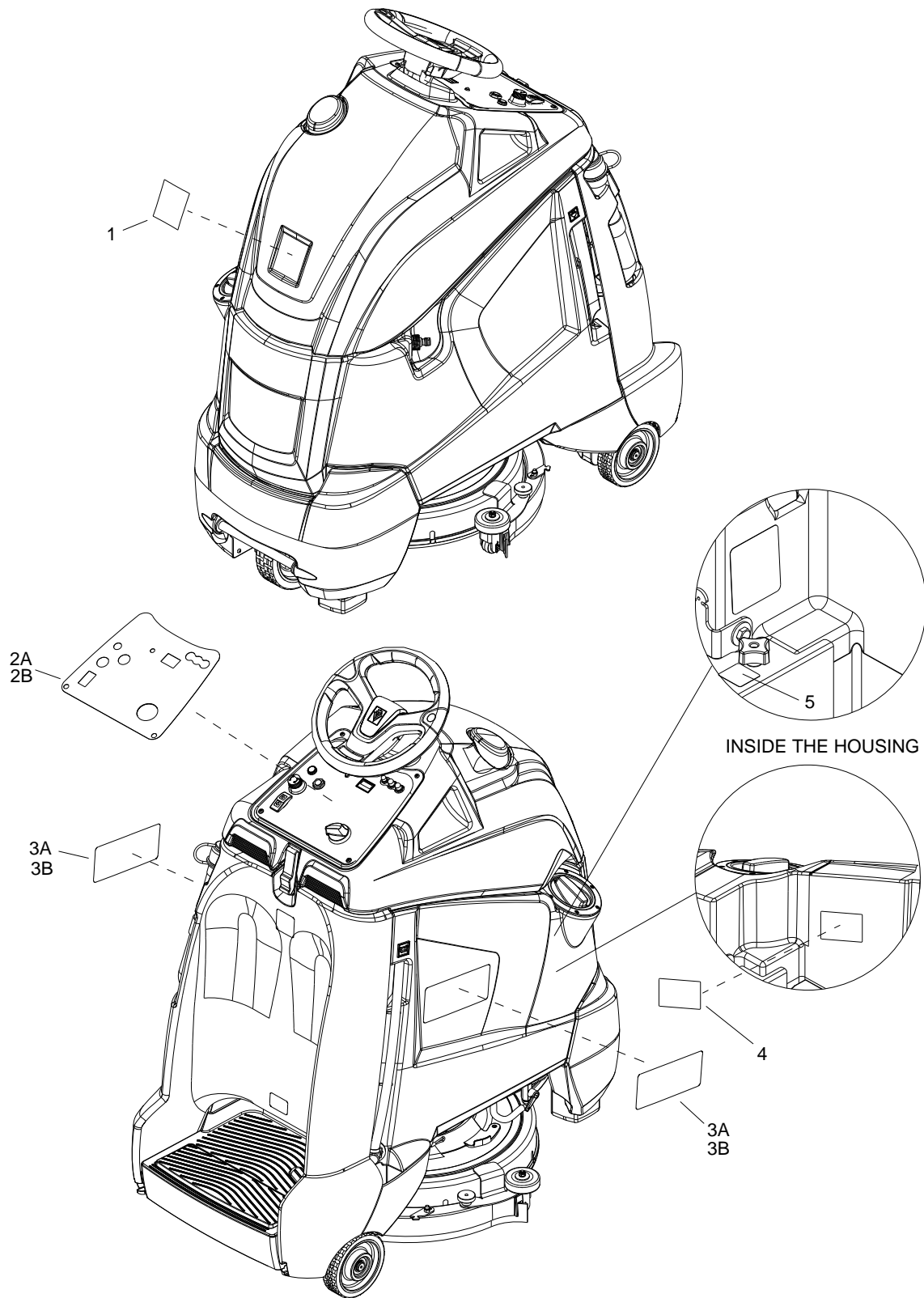
REF	PART NO.	QTY	DESCRIPTION	SERIAL NO. FROM	NOTES
1	86395520	1	LABEL, RIGHT, iSCRUB 20		
2	86395530	1	LABEL, LEFT, iSCRUB 20		
3	86395400	1	LABEL WINDSOR LOGO DOMED		
4	86399450	1	LABEL, SOLUTION LEVEL		
5	86395540	1	LABEL, CONTROL PANEL, CS20		
6	86335710	1	LABEL, BATTERY WIRING		
7	86385080	1	LABEL, MANUAL	(4*)	

*See Serial Number page.



REF	PART NO.	QTY	DESCRIPTION	SERIAL NO. FROM	NOTES
1	86396830	2	LABEL, SIDE ISCRUB 20 DLX ORB		
2	86396680	1	LABEL, WINDSOR DOMED LOGO		
3A	86390970	1	LABEL, CONTROL PANEL, CS20 CM		
3B	86358050	1	LABEL, CONTROL PANEL, CS20		
3C	86387680	1	LABEL, CONTROL PANEL, CSXB20	(6*)	FOR MODELS: 10061820, 10061840
4	86399680	1	LABEL, CHEMICAL RATE		
5	86335710	1	LABEL, BATTERY WIRING		
6	86385080	1	LABEL, MANUAL	(4*)	

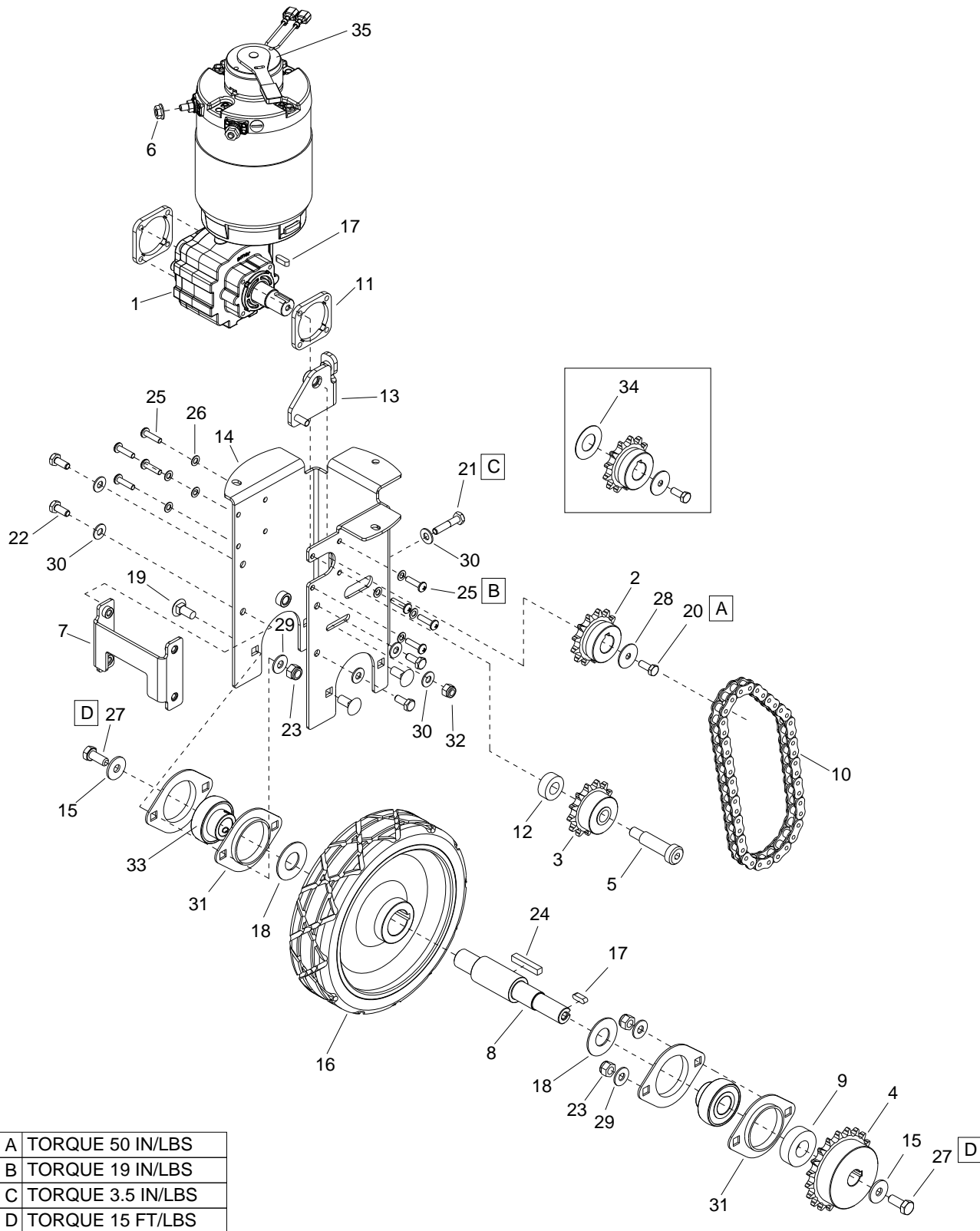
*See Serial Number page.



REF	PART NO.	QTY	DESCRIPTION	SERIAL NO. FROM	NOTES
1	86396680	1	LABEL, WINDSOR DOMED LOGO		
2A	86395540	1	LABEL, CONTROL PANEL, CS20		
2B	86395570	1	LABEL, CONTROL PANEL, CS20 CM		CHEMICAL METERING
3A	86395550	2	LABEL, SIDE ISCRUB DLX		DISK
3B	86395560	2	LABEL, ISCRUB 22X SP		CYLINDRICAL
4	86335710	1	LABEL, BATTERY WIRING		
5	86385080	1	LABEL, MANUAL	(4*)	

*See Serial Number page.

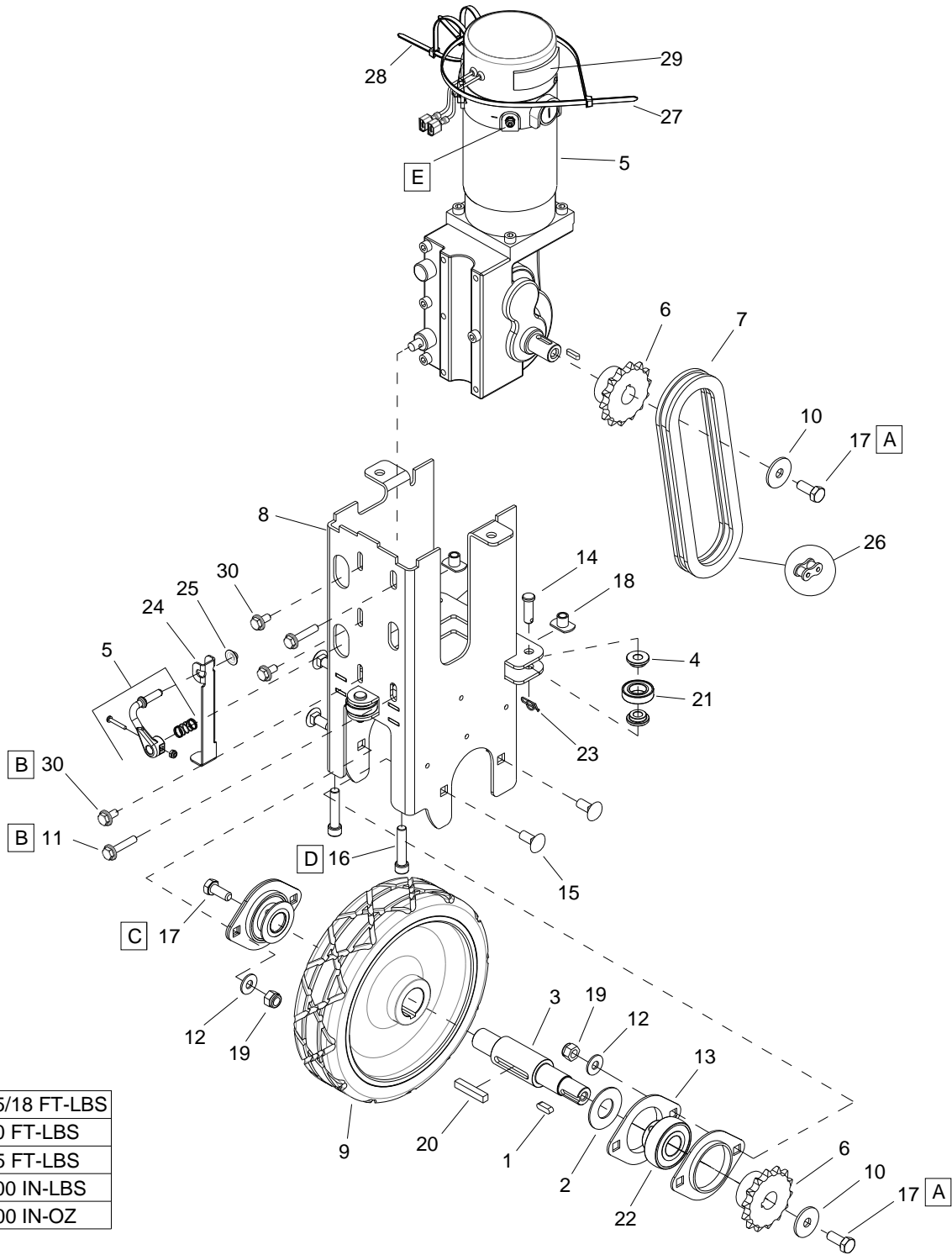
Drive Lower-From Serial Number (4*)



REF	PART NO.	QTY	DESCRIPTION	SERIAL NO. FROM	NOTES
1	86411170	1	MOTOR, C2 TRACTION MOTOR	(*6)	
2	86409960	1	SPROCKET, ANSI 40 13T		
3	86409950	1	SPROCKET, ANSI 40 13T IDLER		
4	86409940	1	SPROCKET, ANSI 40 20T		
5	86405910	1	SHOULDER BOLT, 1/2 X 1.5 SS		
6	86384110	2	NUT, M6-1, HEX, SERFLG, DIN6923		
7	86405390	1	BRACKET, C2 HOUSING BRACE		
8	86405380	1	AXLE, DRIVE WHEEL		
9	86405370	1	SPACER, C2 WHEEL SHAFT		
10	86405360	1	CHAIN, ANSI#40 X 20.5" W/MASTER		
11	86405350	2	SPACER, C2 MTR MNT HOUSING		
12	86405330	1	SPACER, C2 DRIVE TENSIONER		
13	86405320	1	BRACKET, C2 DRIVE TENSIONER		
14	86405310	1	HOUSING, C2 AXLE		
15	86394170	2	WASHER, M8 FNDR SS DIN 9021		
16	86369170	1	WHEEL, 8.00 X 2.00, GRAY X-GRV		
17	86326710	2	KEY, 5 X 5 X 16MM CS GR1045		
18	86321670	2	WASHER, .748 SS		
19	86276070	4	SCR, 5/16-18 X 3/4 CARRIAGE SS		
20	86274700	1	SCREW, M6 X 1 X 16 HHCS ZNPLT		
21	86274620	1	SCREW, 1/4-20 X 1.25 HHMS STL GR5 ZNPLT		
22	86273750	4	SCREW, 1/4-20 X .625 HHCS SS NP		
23	86270830	4	NUT, 5/16-18 HEX NYLOCK SS		
24	86219640	1	KEY, 1/4 X 1/4 X 1.5 LCSTL GR1018		
25	86384120	8	SCREW M5-0.8 X 16, TPNHMSSS		
26	86137330	8	WASHER, M5 SHPRF STL ZNPLT		
27	86136640	2	SCREW, M8-1.25 X 20 HHMS ZNPLT		
28	86010810	1	WASHER, 1/4 FNDR SS		
29	86010670	4	WASHER, 5/16 FLT SS		
30	86010630	6	WASHER, 1/4 SS		
31	86008610	4	FLANGE, BEARING PRESSED STEEL		
32	86005810	1	NUT, 1/4-20 HEX NYLOCK SS		
33	86001030	2	BEARING, 3/4 SPH BALL		
34	86405540	1	SPACER, SHAFT, C2		
35	86386910	1	BRAKE, C2 TRACTION MOTOR		

*See Serial Number page.

Drive - Lower-Prior to Serial Number (4*)



A	TORQUE 15/18 FT-LBS
B	TORQUE 10 FT-LBS
C	TORQUE 15 FT-LBS
* D	TORQUE 100 IN-LBS
E	TORQUE 100 IN-OZ

* AFTER [B]

REF	PART NO.	QTY	DESCRIPTION	SERIAL NO. FROM	NOTES
1	86326710	1	KEY, 5 X 5 X 16		
2	86321670	2	WASHER, WHEEL SPACER		
3	86319810	1	AXLE, DRIVE WHEEL		
4	86319670	6	SLEEVE, BEARING		
5	86364010	1	MOTOR, TRACTION		▲
-	86378440	1	KIT, BRUSHES, DRIVE MOTOR		●
-	98408960	-	BRAKE REPLACEMENT SMALL STAND ON		
6	86319650	2	SPROCKET, DRIVE, 14T		
7	86319640	1	CHAIN, ISO O8B, 12.7MM PITCH		
8	86319620	1	FRAME, LOWER DRIVE		
9	86369170	1	WHEEL, 8.00 X 2.00, GRAY X-GRV		
10	86279630	3	WASHER, .344IDX1.130ODX.09T PLT		
11	86362150	2	SCREW, M6 X 30MM, HEX FLANGE, PLTD		
12	86010670	4	WASHER, 5/16 X 3/4 SS		
13	86008610	4	FLANGE, BEARING PRESSED STEEL		
14	86272550	3	PIN, CLEVIS, 5/16 X 1.00 PLTD		
15	86276070	4	SCR, 5/16-18 X 3/4 CARRIAGE SS		
16	86362130	2	SCREW, 5/16 X 1.50, SHCS, SS, FT	(*2)	
17	86136640	3	SCR, M8 X 20 HHMS		
18	86348490	2	NUT, WELD 5/16-18 X .38, TAB BASE, STL	(*2)	
19	86270830	4	NUT, 5/16-18 HEX NYLOCK SS		
20	86219640	1	KEY, 1/4 SQ. X 1.5		
21	86332380	3	ROLLER, 1.1 OD		
22	86001030	2	BEARING, BALL 3/4 BORE SPHERED		
23	86008660	3	COTTER 5/16" RING		
24	86333870	1	LEVER DRIVE ENGAGEMENT		
25	86271240	1	NUT, CAP 1/4 DIA RETAINING PLT		
26	86232780	-	CHAIN MASTER LINK 12.7MM		
27	86002830	1	CABLE TIE .375 X 24.7		
28	86264920	2	CABLE TIE, 7" UL/CSA		
29	86362040	2	TAPE CLOSED CELL 1/8 X 3/4 X 2 1/2 PSA		
30	86362140	3	SCREW, M6 X 12MM, HEX FLANGE, PLTD		

*See Serial Number page.

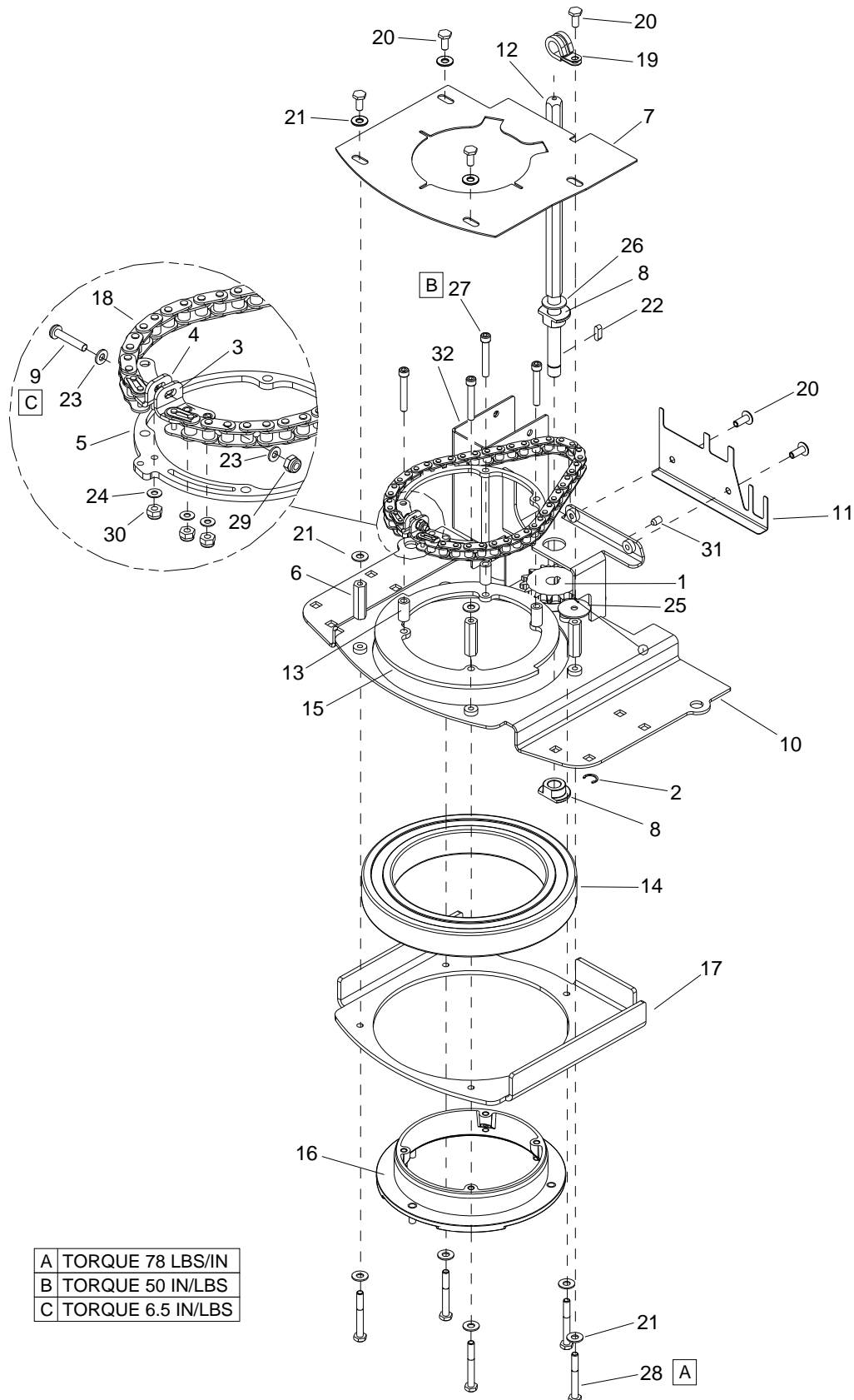


FOR INSTALLATION OF 8.636-401.0 WITH BRAKE HARNESS AND LOWER HARNESS,
ORDER KIT 8.636-900.0



FOR CCL TRACTION MOTOR, USE 86331990 BRUSH SET.
FOR LINIX TRACTION MOTOR, USE 86378410 BRUSH SET.
BOTH SETS INCLUDED IN KIT

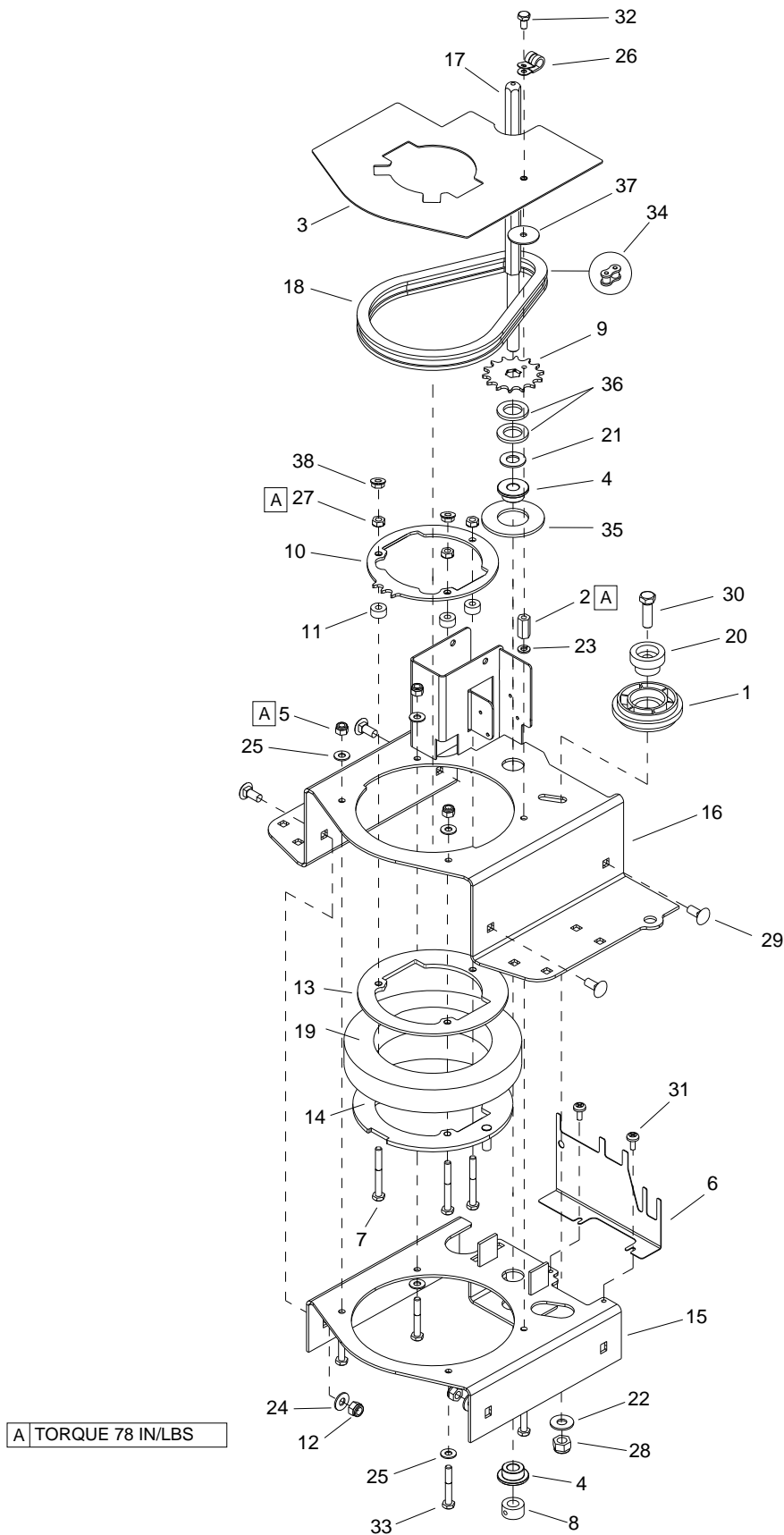
Slew/Steering-From Serial Number (4*)



REF	PART NO.	QTY	DESCRIPTION	SERIAL NO. FROM	NOTES
1	86410140	1	SPROCKET, ANSI 40 14T		
2	86409640	1	CLIP, .50 SHAFT SIDE RETAIN		
3	86409570	1	BRACKET, C2 CHAIN TENSION		
4	86409560	1	BRACKET, C2 CHAIN MOUNT		
5	86409550	1	PLATE, C2 CHAIN RING		
6	86409520	4	NUT, 1/4-20 X 1.5 CPL SS		
7	86408820	1	PLATE, C2 CHAIN GUARD		
8	86408640	2	BUSHING, .503X1.25X.470 FLG'D'		
9	86408580	1	SCREW, 10-32 X 1 TPNHMS SS BLK ZNPLT		
10	86405590	1	ASM, C2 STEERING BRACKET		
11	86405570	1	BRACKET, CONNECTORS		
12	86405560	1	SHAFT, STEERING SPROCKET		
13	86405510	4	SPACER, .25ID X .43OD X .83LG		
14	86405490	1	BEARING, C2 STEERING		
15	86405480	1	PLATE, C2 INNER RACE TOP		
16	86405470	1	MOUNT, BEARING, LOWER		
17	86405460	1	PLATE, C2 OUTER RACE		
18	86405340	1	CHAIN, ANSI#40 X 21" W/2 MASTER		
19	86363870	1	CLAMP, 5/8" OD CUSHIONED		
20	86007030	2	SCREW, 1/4-20 X .625 PHTRHMS STL NP		
21	86010630	13	WASHER, 1/4 SS		
22	86326710	1	KEY, 5 X 5 X 16MM CS GR1045		
23	86279190	2	WASHER, 10 FLT STL ZNPLT		
24	86278990	3	WASHER, 8 FLT		
25	86278940	2	WASHER, 1/4 STL ZNPLT		
26	86278850	1	WASHER, .506 X .94 X .06 NYL		
27	86275390	4	SCREW, 1/4-20 X 1.625 SCHCS STL ZNPLT		
28	86273850	5	SCREW, 1/4-20 X 2 HHCS SS		
29	86270990	1	NUT, 10-32 HEX NYLOCK SS		
30	86270850	3	NUT, 8-32 HEX NYLOCK SS		
31	86006610	1	SCREW, 1/4-20 X .25 SCHSET KCP BLKOX		
32	86273830	4	SCREW, 1/4-20 X .5 HHCS SS NP		

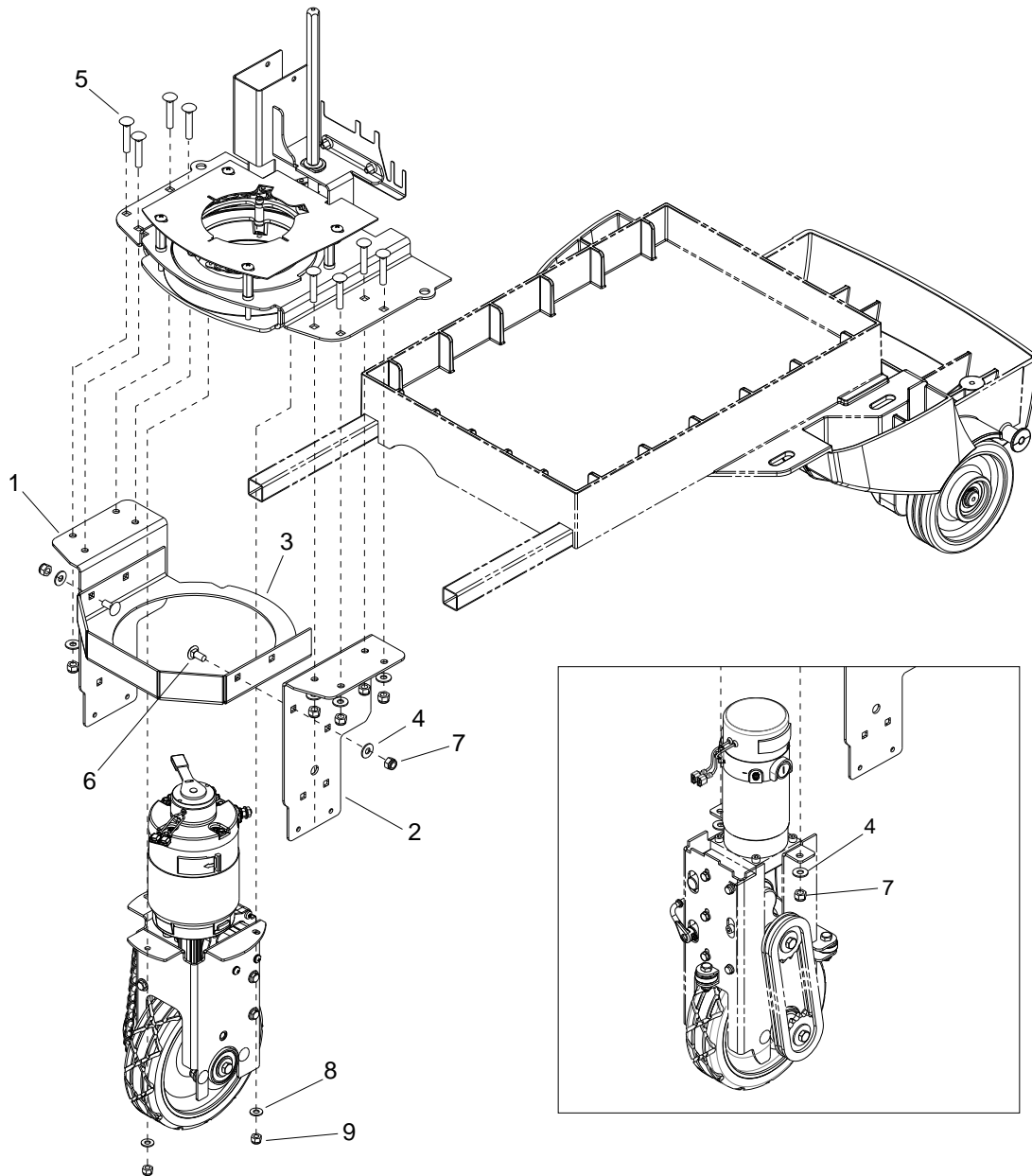
*See Serial Number page.

Drive - Chain-Prior to Serial Number (4*)



REF	PART NO.	QTY	DESCRIPTION	SERIAL NO. FROM	NOTES
1	86330720	1	CHAIN TENSIONER		
2	86329350	1	NUT, 1/4-20 X 7/8 HEX COUPLING SS		
3	86329340	1	PLATE, CHAIN GUARD		
4	86328050	2	WASHER, SHOULDER.48ID X 1.25OD		
5	86005810	3	NUT, 1/4-20 HEX NYLOCK SS		
6	86327110	1	BRACKET, CONNECTORS		
7	86273100	3	SCR, 1/4-20X2-1/4 HXHD CAP		
8	86322060	1	COLLAR, 12MM ID		
9	86322050	1	SPROCKET, STEERING, 14T		
10	86322040	1	PLATE, CHAIN RING		
11	86322030	3	SPACER		
12	86270830	7	NUT, 5/16-18 HEX NYLOCK SS		
13	86319740	1	PLATE, UPPER CLAMP		
14	86319680	1	PLATE, LOWER CLAMP		
15	86319610	1	BRACKET, BEARING CLAMP		
16	86319600	1	BRACKET, DRIVE MOUNT		
17	86319590	1	SHAFT, STEERING SPROCKET		
18	86319560	1	CHAIN, ISO O8B, 12.7MM PITCH		
19	86014440	1	BEARING, DRIVE		
20	86224270	1	SLEEVE, CHAIN TENSIONER		
21	86259430	1	WASHER, 12.5 ID X 26 OD X 2T FLAT		
22	86279510	1	WASHER, 3/8 X 1 FLAT NP		
23	86010780	1	WASHER, 1/4 SPLIT		
24	86010670	4	WASHER, 5/16 X 3/4 SS		
25	86010630	7	WASHER, 1/4 X 5/8 FLAT SS		
26	86363870	1	CLAMP, 5/8" OD CUSHIONED		
27	86005710	3	NUT, 1/4-20 HEX W/STAR		
28	86271930	1	NUT, 3/8-16 HEX NYLOCK SS		
29	86276070	4	SCR, 5/16-18 X 3/4 CARRIAGE SS		
30	86275190	1	SCR, 3/8-16 X 1.25 HHCS SS		
31	86006800	2	SCR, 10-32 X 1/2 PHTR PLT		
32	86274760	1	SCR, 1/4-20 X 1/2 HHCS		
33	86274150	4	SCR, 1/4-20 X 1.75 HHCS		
34	86232780	-	CHAIN MASTERLINK 12.7MM		
35	86368600	1	WASHER, 2.5OD X 1.25ID X .125THK, DELRIN		
36	86279420	2	WASHER .75IDX1.25ODX.125THK NY		
37	86278940	1	WASHER 1/4 ID X 1-1/4 OD PLT		
38	86271370	2	NUT, 1/4-20 SERFLG STL ZNPLT		

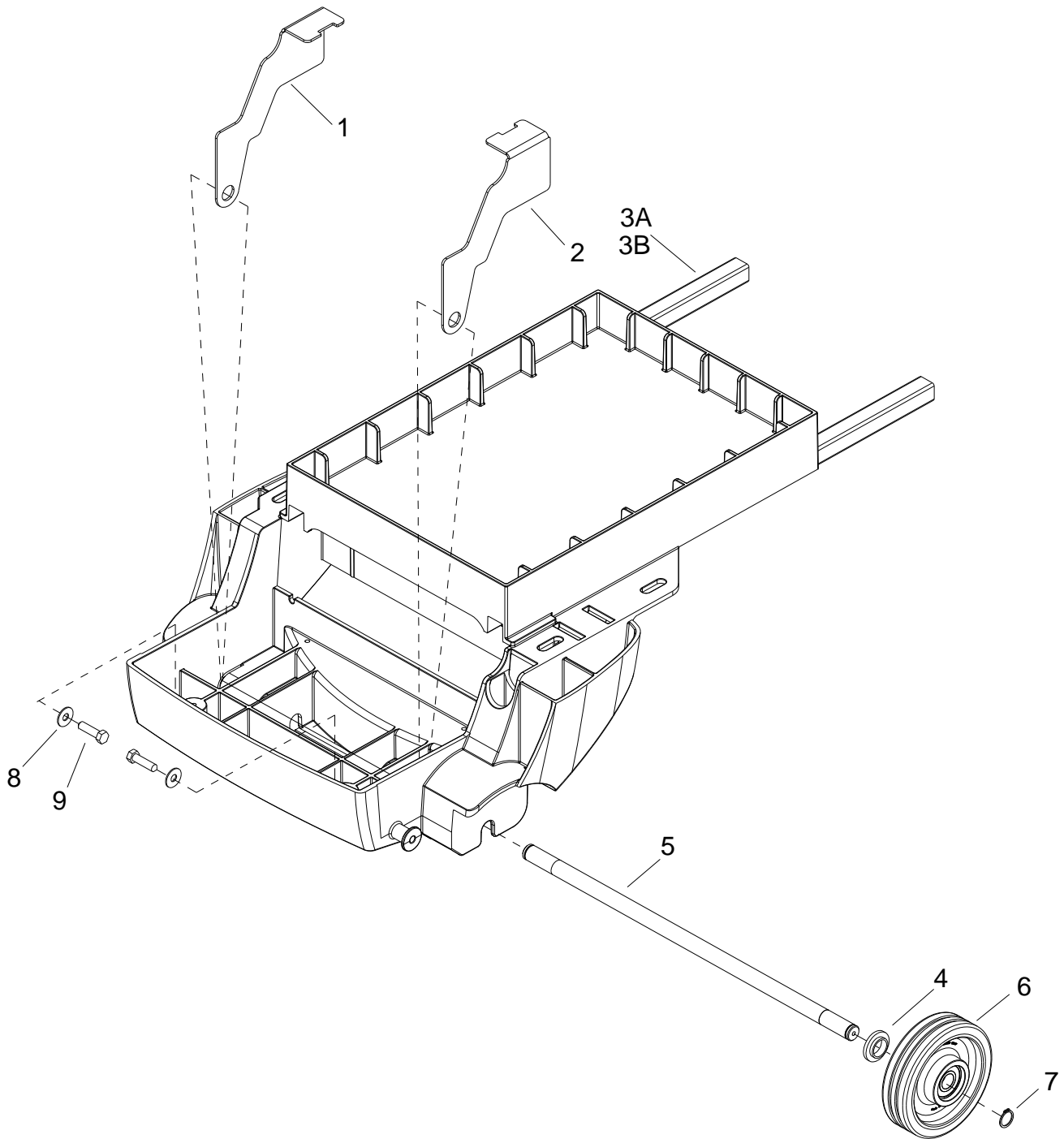
*See Serial Number page.



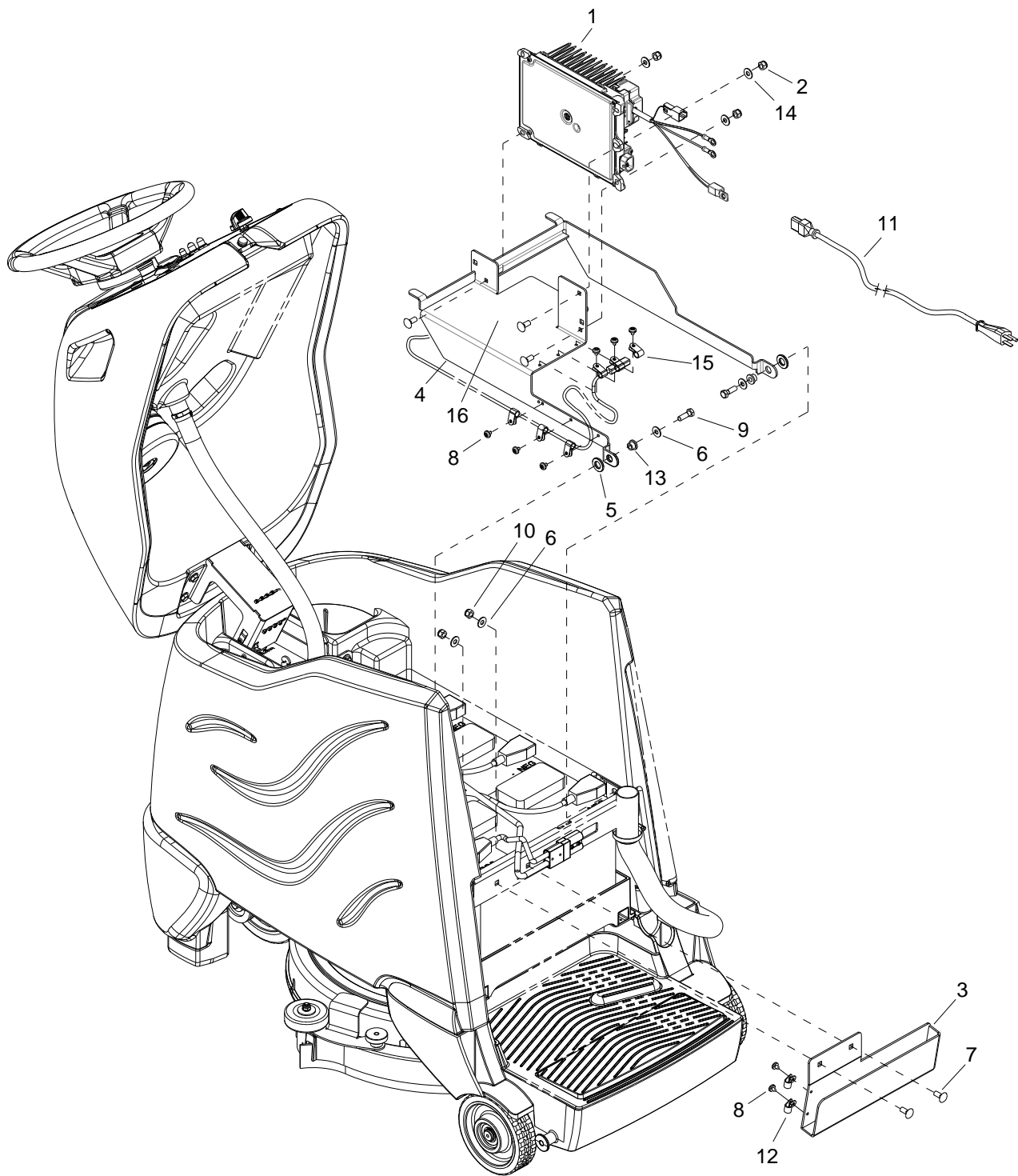
REF	PART NO.	QTY	DESCRIPTION	SERIAL NO. FROM	NOTES
1	86344620	1	BRACKET, LINKAGE MOUNT		
2	86319730	1	BRACKET, LINKAGE MOUNT, LEFT		
3	86405410	1	BRACKET, C2 LOWER		
4	86010670	10	WASHER, 5/16 X 3/4 SS		
5	86276690	8	SCR, 5/16-18 X 1.75 CARR SS		
6	86276070	2	SCR, 5/16-18 X 3/4 CARRIAGE SS		
7	86270830	10	NUT, 5/16-18 HEX NYLOCK SS		
8	86010630	3	WASHER, 1/4 X 5/8 FLAT SS	(4*)	
9	86005810	3	NUT, 1/4-20 HEX NYLOC SS	(4*)	

*See Serial Number page.

Frame & Rear Wheels



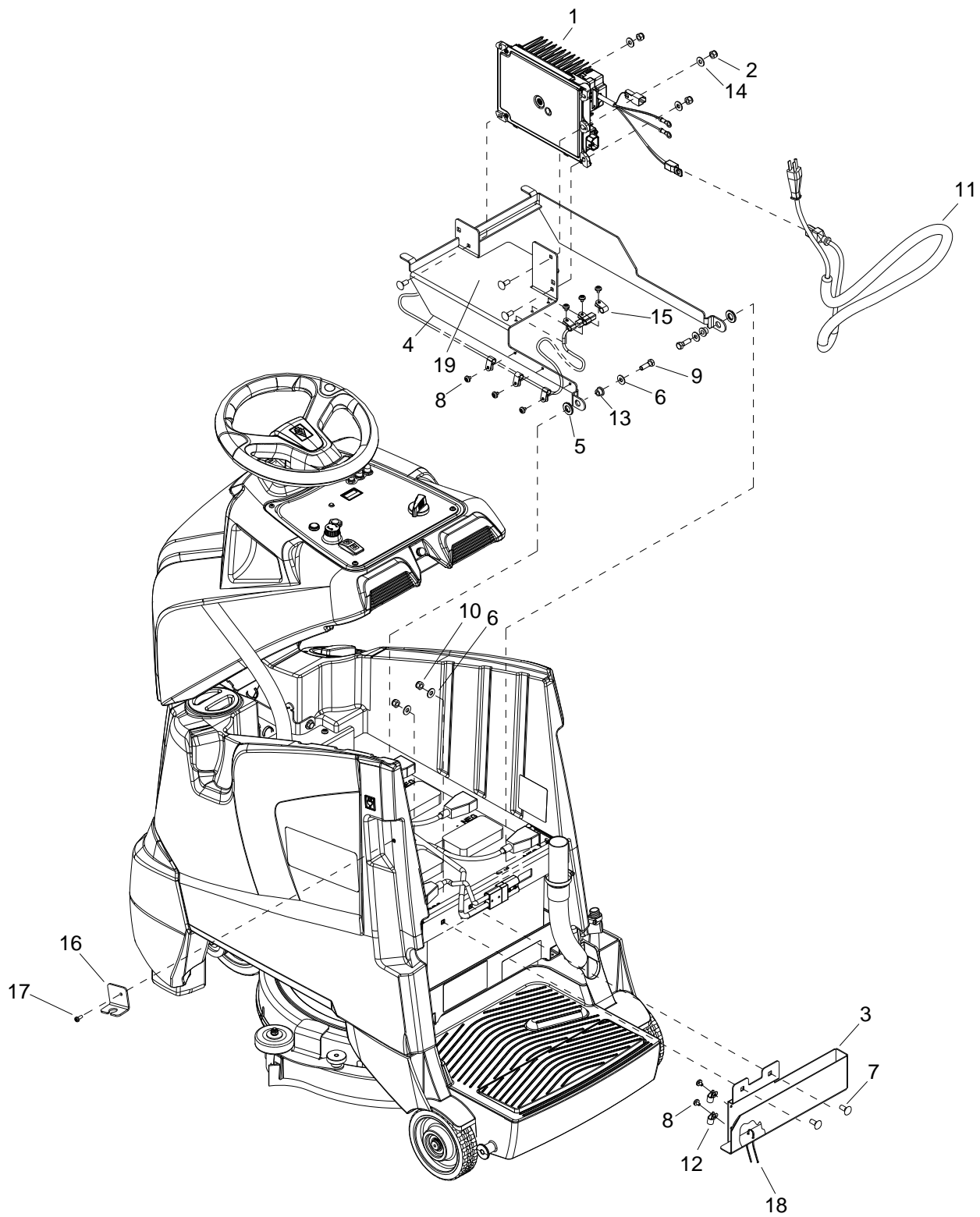
REF	PART NO.	QTY	DESCRIPTION	SERIALNO. FROM	NOTES
1	86326260	1	BRACKET, FRAME LEFT		
2	86326250	1	BRACKET, FRAME RIGHT		
3A	86399580	1	GRP, FRAME ASM, CS20, BLK		INCLUDES ITEM 8 & 9
3B	86399590	1	ASM, FRAME, CSX20 CM, BLK		FOR MODELS WITH- CHEMICAL METERING
4	86326220	2	SPACER, FLG .887ID x 1.055D x .345LG		
5	86318030	1	AXLE, 20mm x 562 mm		
6	86369160	2	WHEEL, 6.00 X 1.58, GRY W/BEARINGS		
7	86223470	2	RING, 20MM EXTERNAL SNAP		
8	86278910	2	WASHER, 3/8 SS		
9	86340950	2	SCR, 3/8 X 1.5, LAG, PLTD		



REF	PART NO.	QTY	DESCRIPTION	SERIAL NO. FROM	NOTES
1	86372000	1	CHARGER, DELTA Q, ASM, 36V		▲
2	86005810	3	NUT, 1/4-20 HEX NYLOCK SS		
3	86332370	1	BRACKET, CORD WRAP		
4	86327690	1	BRACKET, CHARGER		
5	86259400	2	WASHER, THRUST .51 ID X 1 ODBRO		
6	86010670	4	WASHER, 5/16 X 3/4 SS		
7	86276070	2	SCR, 5/16-18 X 3/4 CARRIAGE SS		
8	86359740	8	SCREW, 10-32 X .313 SLTDHWHTF ZN		
9	86006750	2	SCR, 5/16-18 X 1.00 HHCS GR5		
10	86270830	2	NUT, 5/16-18 HEX NYLOCK SS		
11	86373320	1	CORD ASM, 16/3 SJTX12FT IEC		
12	86198450	2	CLAMP, 5/16 DIA NYLON		
13	86228990	2	BEARING FLG .314IDX.5002OD		
14	86010630	3	WASHER, 1/4 ID X 5/8 OD SS		
15	86198470	6	CLAMP, 9/16 DIA NYLON		
16	86276960	3	SCR, 1/4-20 X 1 CARRIAGE SS		

▲ CALL MANUFACTURER FOR PART REPLACEMENT

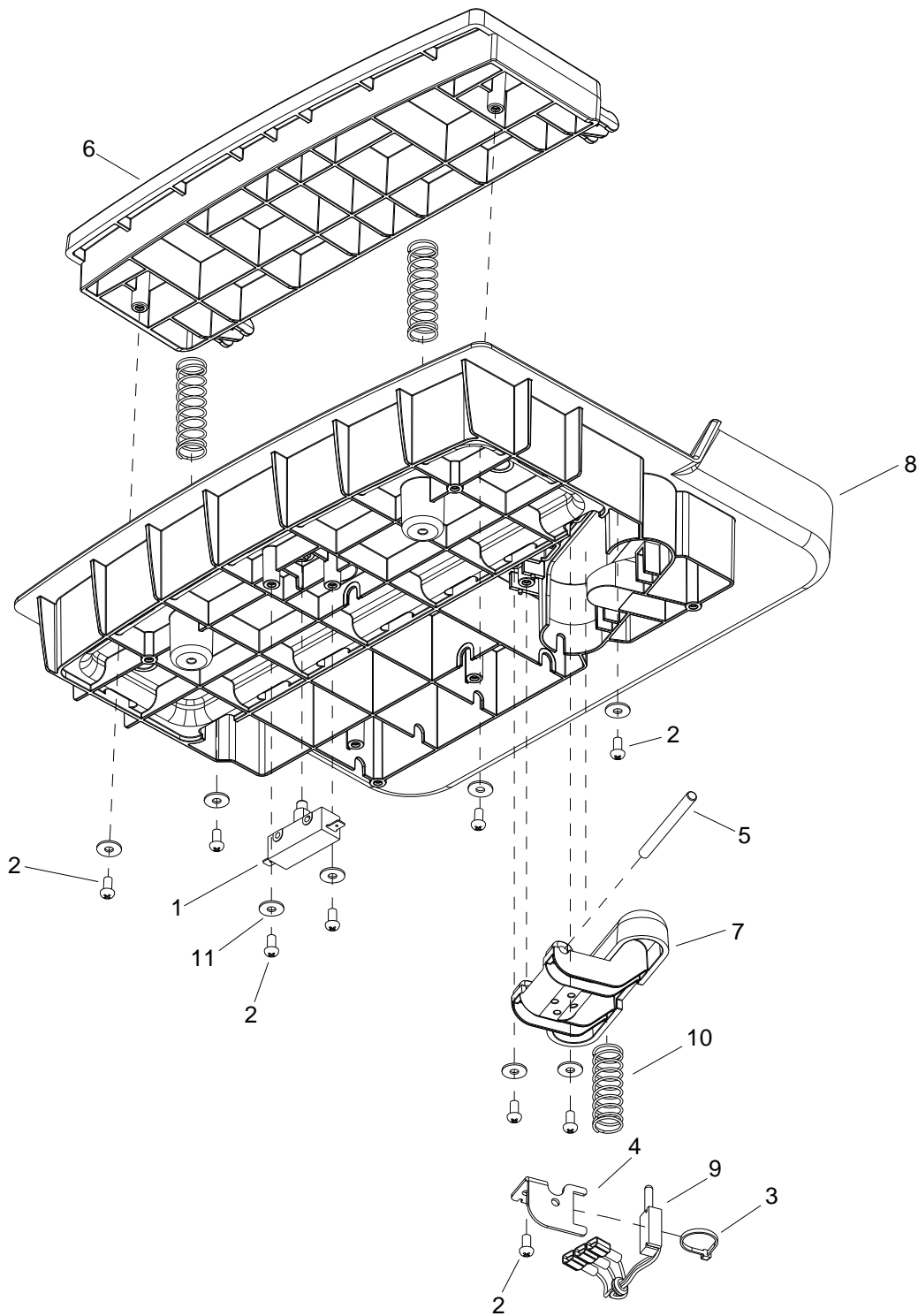
On Board Battery Charger - Deluxe & Cylindrical



REF	PART NO.	QTY	DESCRIPTION	SERIAL NO. FROM	NOTES
1	86372000	1	CHARGER, DELTA Q, ASM, 36V		▲
2	86005810	3	NUT, 1/4-20 HEX NYLOCK SS		
3	86348390	1	BRACKET, CORD STORAGE DELUXE		
4	86327690	1	BRACKET, CHARGER		
5	86259400	2	WASHER, THRUST .51 ID X 1 ODBRO		
6	86010670	4	WASHER, 5/16 X 3/4 SS		
7	86276070	2	SCR, 5/16-18 X 3/4 CARRIAGE SS		
8	86359740	8	SCREW, 10-32 X .313 SLTDHWHTF ZN		
9	86006750	2	SCR, 5/16-18 X 1.00 HHCS GR5		
10	86270830	2	NUT, 5/16-18 HEX NYLOCK SS		
11	86373330	1	CORD ASM, 16/3C SJTX12FT IEC		
12	86198450	2	CLAMP, 5/16 DIA NYLON		
13	86228990	2	BEARING FLG .314IDX.5002OD		
14	86010630	3	WASHER, 1/4 ID X 5/8 OD SS		
15	86198470	6	CLAMP, 9/16 DIA NYLON		
16	86333940	-	BRACKET, CHARGER CORD		
17	86006590	1	SCREW 10-32 X 1/2 PPHMS SS NP		
18	86264940	1	CABLE TIE, 11.38" UL/CSA		
19	86276960	3	SCR, 1/4-20 X 1 CARRIAGE SS		

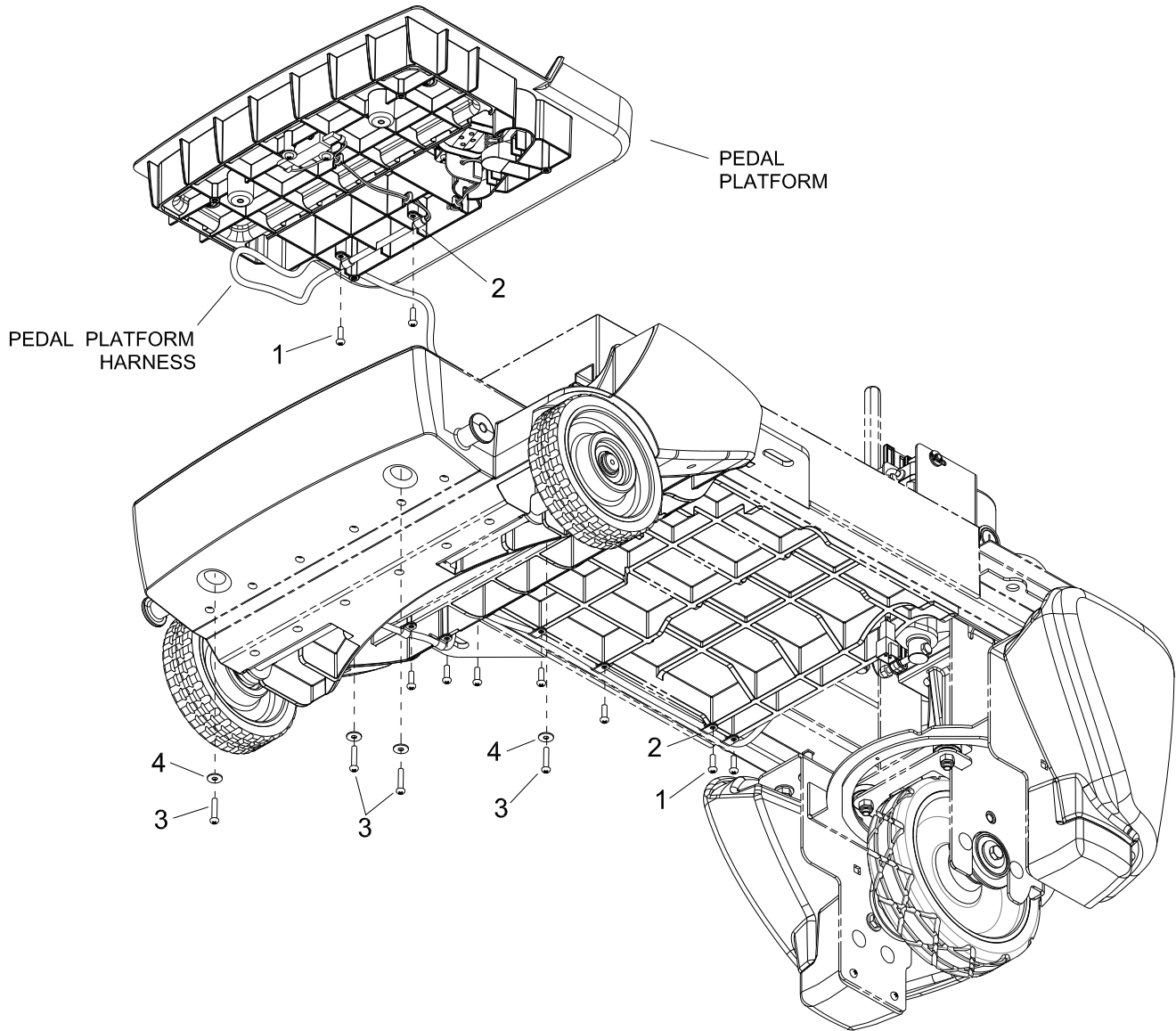
▲ CALL MANUFACTURER FOR PART REPLACEMENT

Pedal Platform



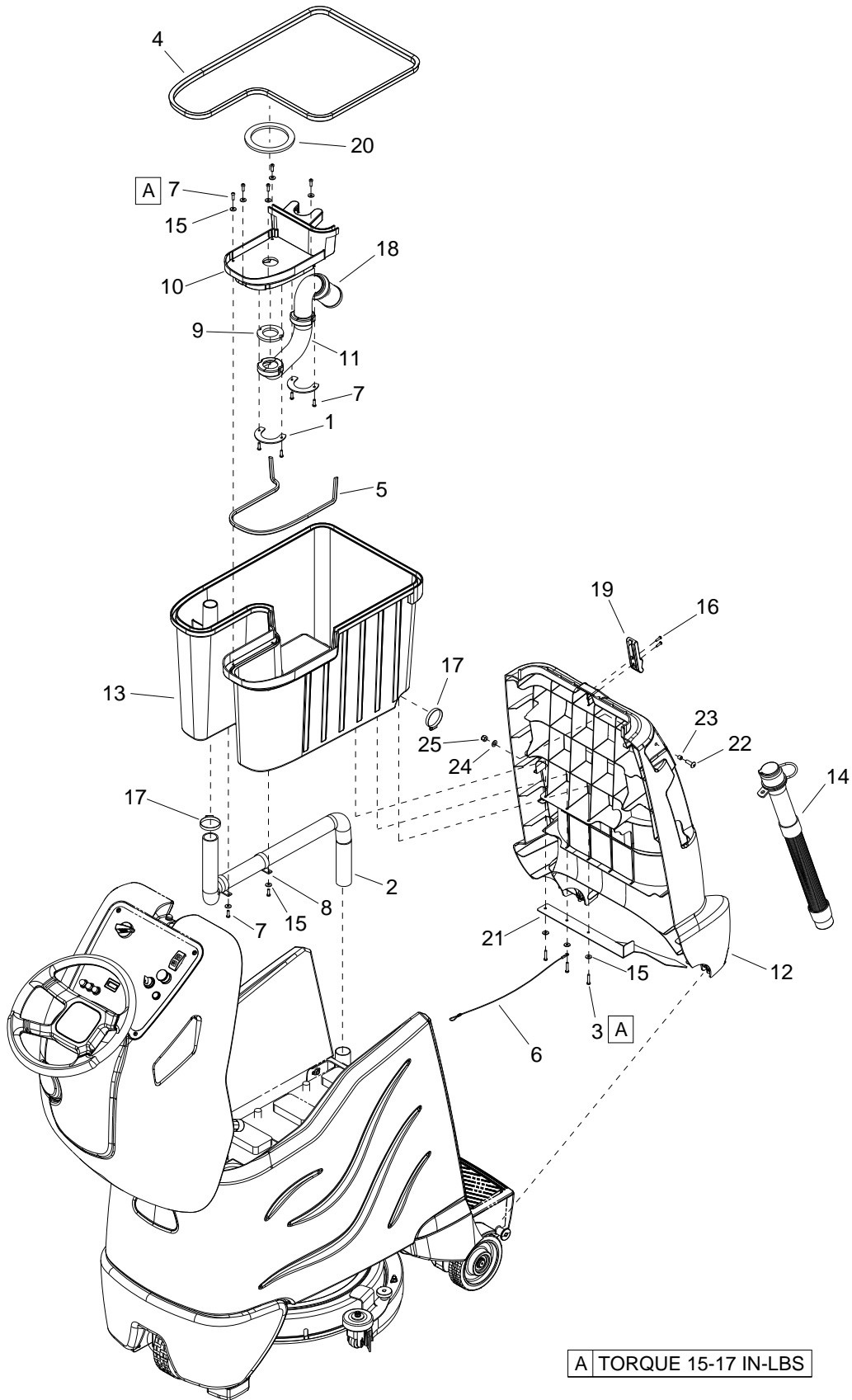
REF	PART NO.	QTY	DESCRIPTION	SERIAL NO. FROM	NOTES
1	86007110	1	SWITCH, 25A SPST 125-250V SNAP		
2	86172980	9	SCR, KA50X10, PT OHS, WN1412, PLTD		
3	86264930	1	CABLE TIE, 3.5" UL/CS		
4	86326150	1	BRKT, LINEAR POT		
5	86326140	1	PIN, DOWEL .25 X 2.75, STEEL		
6	86334240	1	PEDAL, HEEL, BLK		
7	86334690	1	PEDAL, ACCELERATOR, YEL		
8	86334230	1	PLATFORM, OPERATOR, BLK		
9	86311560	1	POTENTIOMETER ASM, LINEAR		
10	86254970	3	SPRING, COMP 18MM OD X 83 X 2		
11	86173330	8	WASHER, M5, FLAT, ISO7093, SS		

Pedal Platform Mounting

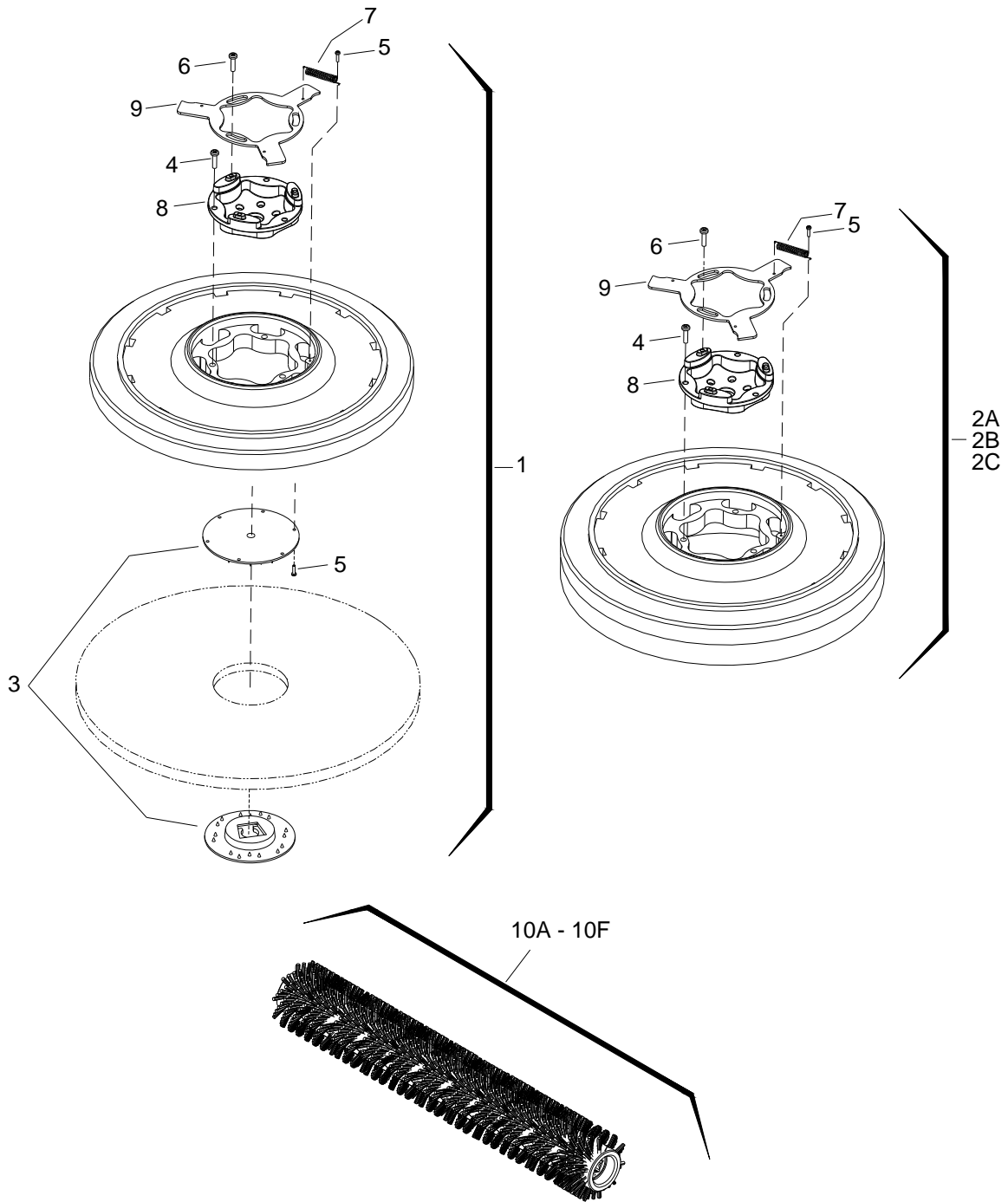


REF	PART NO.	QTY	DESCRIPTION	SERIAL NO. FROM	NOTES
1	86327510	9	SCR, KA50 X 16, WN1412 A2 SS		
2	86198440	9	CLAMP, 1/4 PLASTIC CABLE		
3	86327910	4	SCR, KA50X25, PT OHS, WN1412, PLTD		
4	86173330	4	WASHER, M5, FLAT, ISO7093, SS		

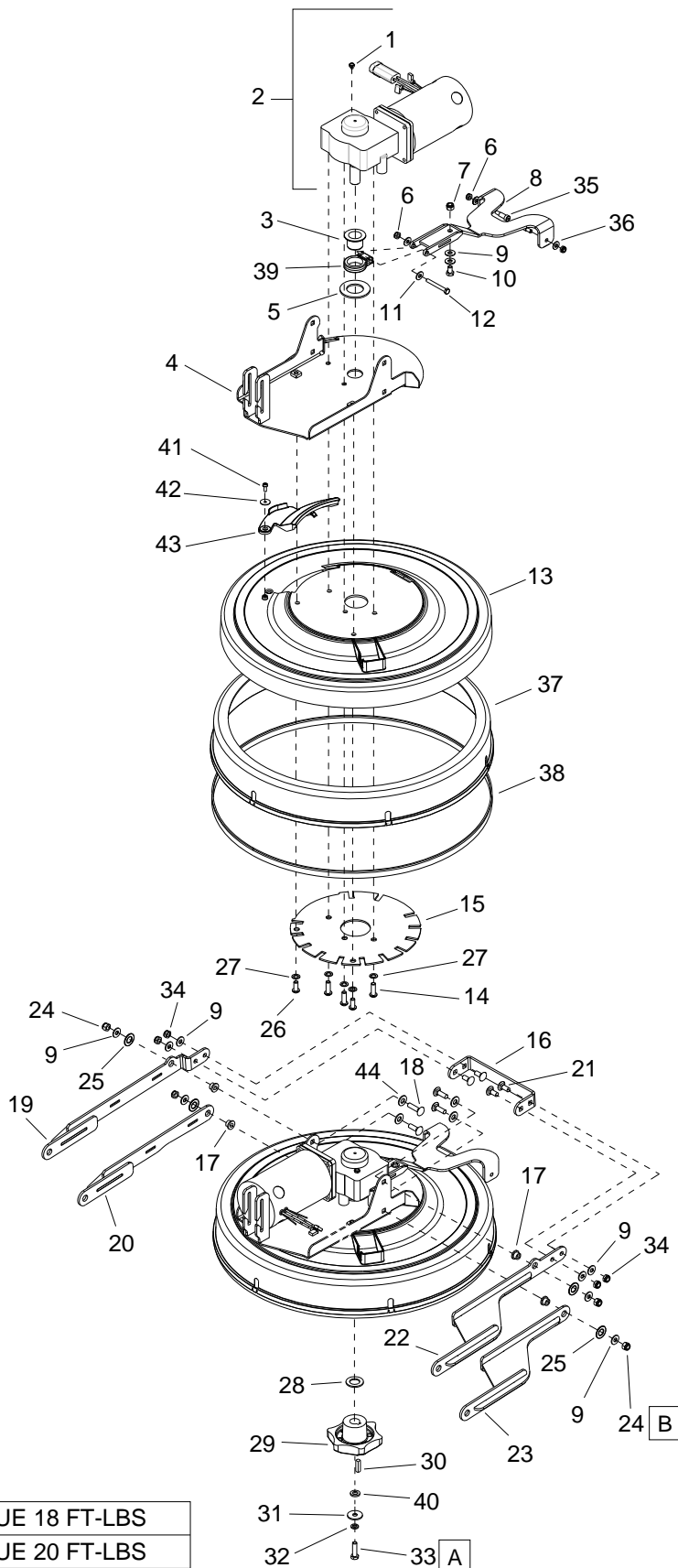
Recovery Tank



REF	PART NO.	QTY	DESCRIPTION	SERIAL NO. FROM	NOTES
1	86329510	2	PLATE, INTAKE RETAINER		
2	86328020	1	HOSE ASM, 1.25 ID X 14.0, 4:1		
3	86327910	3	SCR, KA50X25, PT OHS, WN1412, PLTD		
4	86413630	1	GASKET, REC TANK 68.3"		
5	86327840	1	GASKET, VAC MOUNT 27"		
6	86327590	1	LANYARD, 15.0 W/LOOP & EYE		
7	86327510	11	SCR, KA50X16, PT OHS, WN1412, A2 SS		
8	86326270	2	CLAMP, 1.5 DIA		
9	86326200	1	GASKET, VACUUM INTAKE		
10	86334220	1	FRAME, VACUUM MOTOR, BLK		
11	86318210	1	INTAKE, VACUUM		
12	86344720	1	PANEL, BACK B40RS BLK TRIM		
13	86334200	1	TANK, RECOVERY, BLK		
14	86334700	1	DRAIN HOSE, CMPS, YLW		
15	86173330	10	WASHER, M5, FLAT, ISO7093, SS		
16	86173140	2	SCR,KA40X16,PT OVAL,WN1412,PL		
17	86002400	2	CLAMP, 2.00 WORM GEAR X .312		
18	86356060	1	FLOAT ASM, DUAL BALL SCREEN		
19	86161800	1	LATCH, CONCEALED KEEPER		
20	86312920	1	GASKET, VAC MOTOR		
21	86335700	1	BRACKET, DRAIN HOSE		
22	86007070	1	SCREW 5/16-18 X 1.00 PTHMS SS		
23	86007650	1	SPACER, .438D X .317ID X .25L		
24	86010670	1	WASHER 5/16 FLAT SS		
25	86270830	1	NUT 5/16-18 HEX NYLOCK SS		



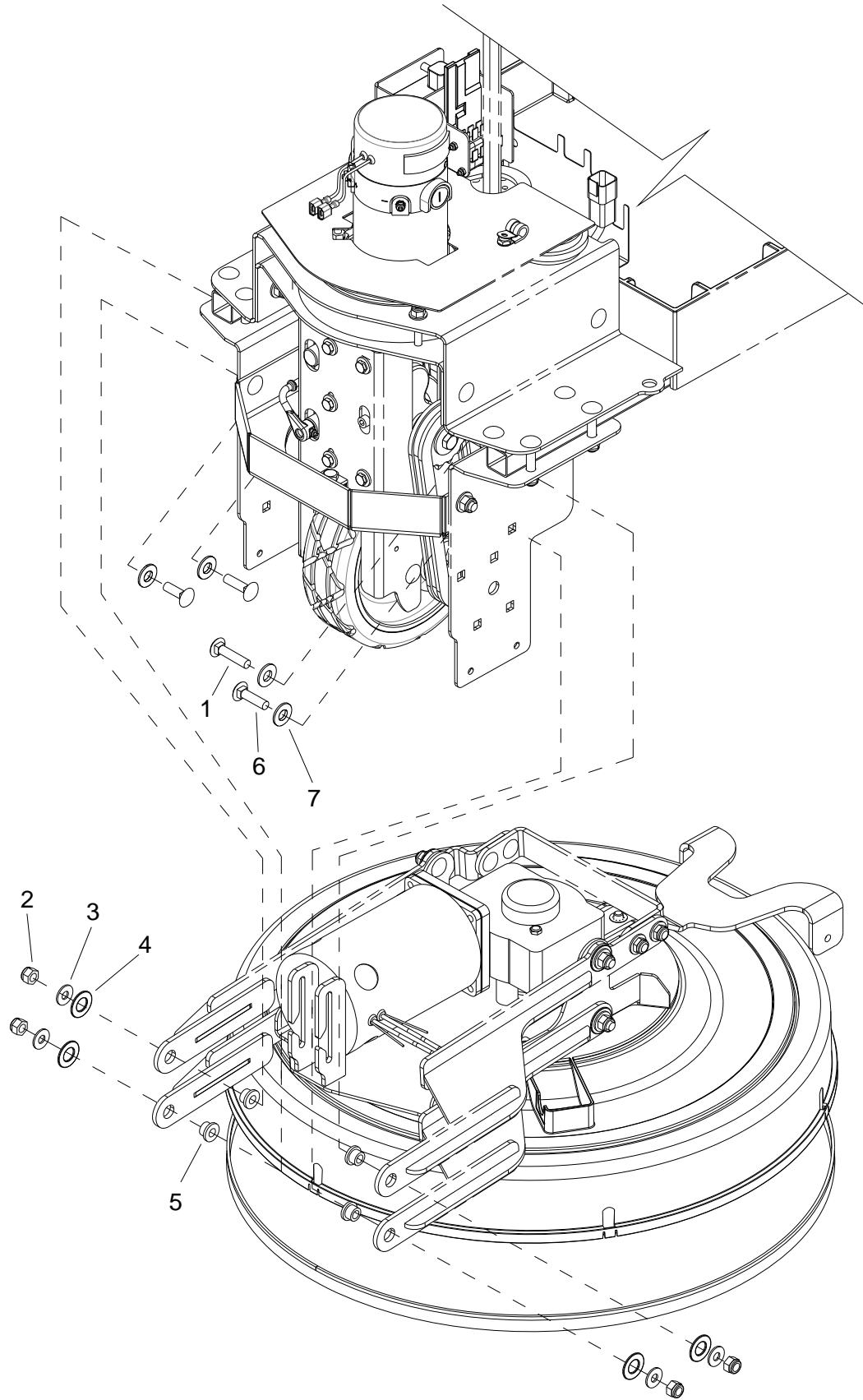
REF	PART NO.	QTY	DESCRIPTION	SERIAL NO. FROM	NOTES:
1	86000410	1	PAD DRIVER, 20" SD		
2A	86000420	1	BRUSH, 20" POLYPROPYLENE SD		
2B	86000430	1	BRUSH, 20" NYLON SD		
2C	86283870	1	BRUSH, 20" NYLON POLISH SD		
3	86005070	1	LOCK, PAD CENTER SNAP, TWO STEP		
4	86276590	3	SCR, #12 X 1 PPHSMS SS		
5	86276580	1	SCR, 8-32 X 3/4 PTHMS		
6	86276600	3	SCR, #10 X 3/4 PTHSMS SS		
7	86007910	1	SPRING, EXT .31 D X 2.0 L X .03 W SS		
8	86007280	1	SOCKET, DRIVE BRUSH		
9	86005940	1	PLATE, BRUSH RELEASE		
10A	47623930	2	ROLLER BRUSH COMPLETE RED		
10B	47624090	2	ROLLER BRUSH COMPLETE WHITE		
10C	47624100	2	ROLLER BRUSH COMPLETE ORANGE		
10D	47624110	2	ROLLER BRUSH COMPLETE GREEN		
10E	47624120	2	ROLLER BRUSH COMPLETE BLACK		
10F	41140100	2	MICROFIBRE ROLL COMPLETE BR 55/40		
	47624150	2	ROLL PAD BR55		



REF	PART NO.	QTY	DESCRIPTION	SERIAL NO. FROM	NOTES
1	86331340	1	BREATHER VENT, 10-32 THREAD		
2	86331970	1	MOTOR, 36VDC 180RPM RT-ANG		INCLUDES 86331340
-	86331980	-	BRUSH SET, 8.633-197.0 SCRUB MTR		
3	86325200	1	BUSHNG, 30MM, BRNZ		
4	86326430	1	SUPPORT ASSY, MOTOR, BRUSH DECK		
5	86326560	1	WASHER, NYLON, 2.28ODX1.28IDX.12 THK		
6	86271870	3	NUT, 1/4-20 HEX NYLCK THIN SS		
7	86222300	1	NUT, 5/16-18 JAM SS C		
8	86320370	1	LINKAGE ARM ASSY, PIVOT SQUG		
9	86010670	10	WASHER 5/16 FLAT SS		
10	86328620	1	SCR, 5/16-18 X 1/2 LG, HHCS, BLK NYLON		
11	86279070	2	WASHER, M6 FLAT		
12	86273850	1	SCR, 1/4-20 X 2 HHCS SS		
13	86319800	1	SHROUD, 20" SCRUB DECK		
14	86329560	3	SCR, M8X1.25X25MM LG, BSHCS, SS		
15	86326550	1	SUPPORT PLATE, SHROUD		
16	86326540	1	BRIDGE BRKT, DECK LIFT		
17	86228990	4	BEARING, FLNGD, .314ID X .502OD		
18	86277130	4	SCREW 5/16-18X1.00 CARRIAGE SS		
19	86326600	1	BRKT, DECK LIFT, UPPER RIGHT		
20	86326610	1	BRKT, DECK LIFT, LOWER RIGHT		
21	86276070	4	SCR, 5/16-18 X 3/4 CARRIAGE SS		
22	86326580	1	BRKT, DECK LIFT, UPPER LEFT		
23	86326590	1	BRKT, DECK LIFT, LOWER LEFT		
24	86270830	4	NUT 5/16-18 HEX NYLOCK SS		
25	86259410	4	WASHER THRUST.51 ID X1ODX.063		
26	86290040	2	SCR, 5/16-18 X 3/4 BSHCS SS		
27	86330990	5	WASHER, 5/16 INT STAR, SS		
28	86337200	1	WASHER, 19MM X 34MM X 3MM FLAT SS		
29	86003420	1	DRIVER, BRUSH SD		
30	86004810	1	KEY, 1/4 SQ X 1.00		
31	86279630	1	WASHER, .344IDX1.13ODX.09T PLT		
32	86279130	1	WASHER 5/16 SPLIT LOCK PLTD		
33	86330970	1	SCR, M8X1.25X25MM LG, HHCS, SS		
34	86271840	4	NUT 5/16-18 HEX NYLOCK THIN SS		
35	86327700	2	SHOULDER BOLT, 5/16 X 5/8 LG SS		
36	86010630	2	WASHER 1/4 ID X 5/8 OD SS		
37	86320430	1	20" BRUSH SKIRT		
38	86328220	1	FLEXIBLE STRIP BRUSH, 20" SKIRT		
39	86319820	1	PIVOT, SQUEEGEE LINKAGE		
40	86338440	1	SPACER, .41 ID X .73 OD X .105T		
41	86006870	1	SCREW #10B X 1/2 PHMS BLK		
42	86335450	1	WASHER, #10 X .75 ODX.040. NYL, BLK		
43	86324480	1	ACCESS COVER, BRUSH RELEASE		
44	86010770	4	WASHER, 7/16 X 1.08 X FLT SS	(*3)	

* SEE SERIAL NUMBER PAGE

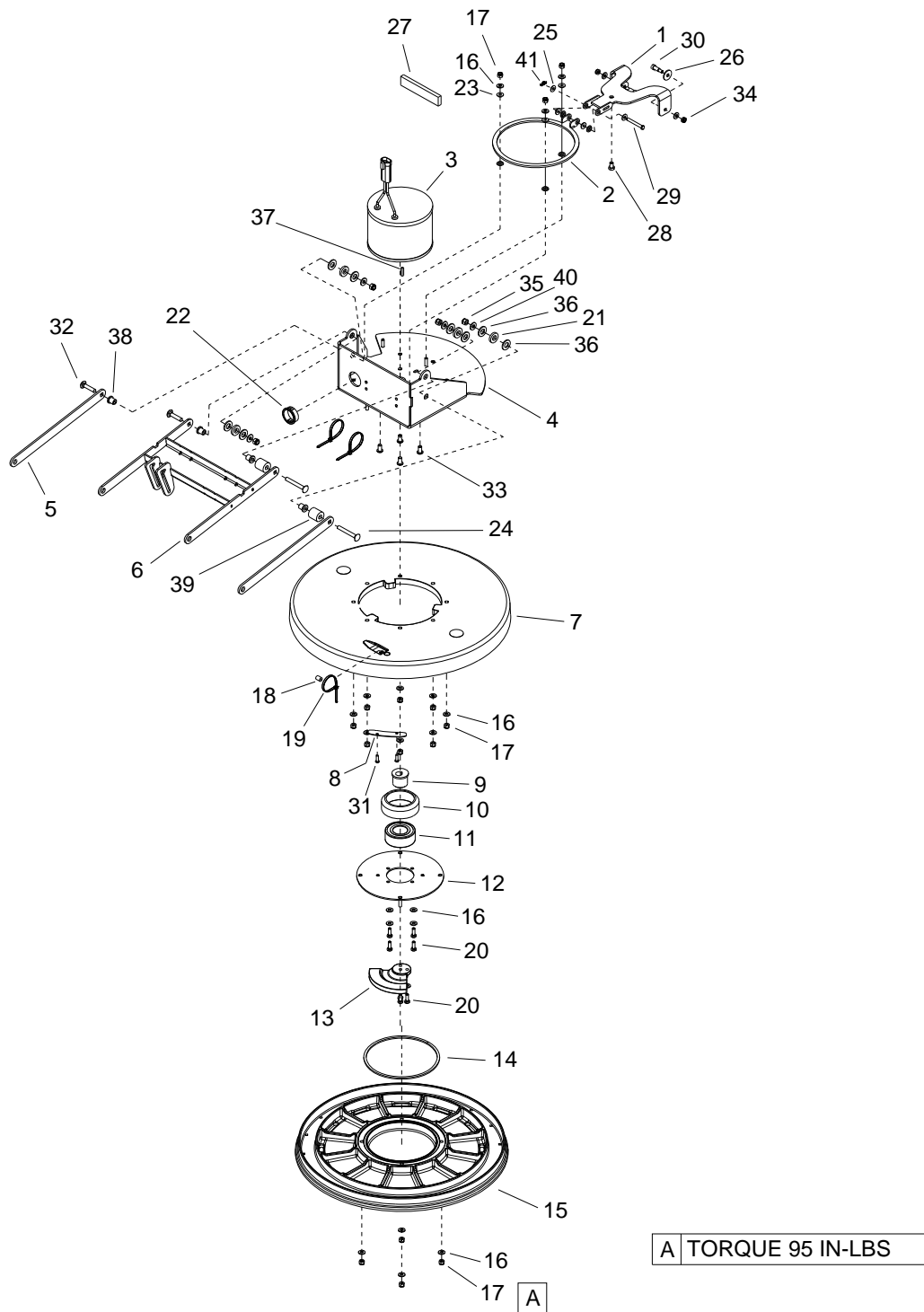
Scrub Brush Deck Mounting - Disk



REF	PART NO.	QTY	DESCRIPTION	SERIAL NO. FROM	NOTES
1	86277030	4	SCR, 5/16-18X1.25 CARRIAGE S		
2	86270830	4	NUT 5/16-18 HEX NYLOCK SS		
3	86010670	4	WASHER 5/16 FLAT SS		
4	86259410	4	WASHER THRUST.51 ID X1ODX.063		
5	86228990	4	BEARING,FLNGD,.314ID X.502OD		
6	86277130	2	SCR, 5/16-18 X 1.00 CARRIAGE SS		
7	86010770	4	WASHER, 7/16 X1 X .08 FLT SS	(*3)	

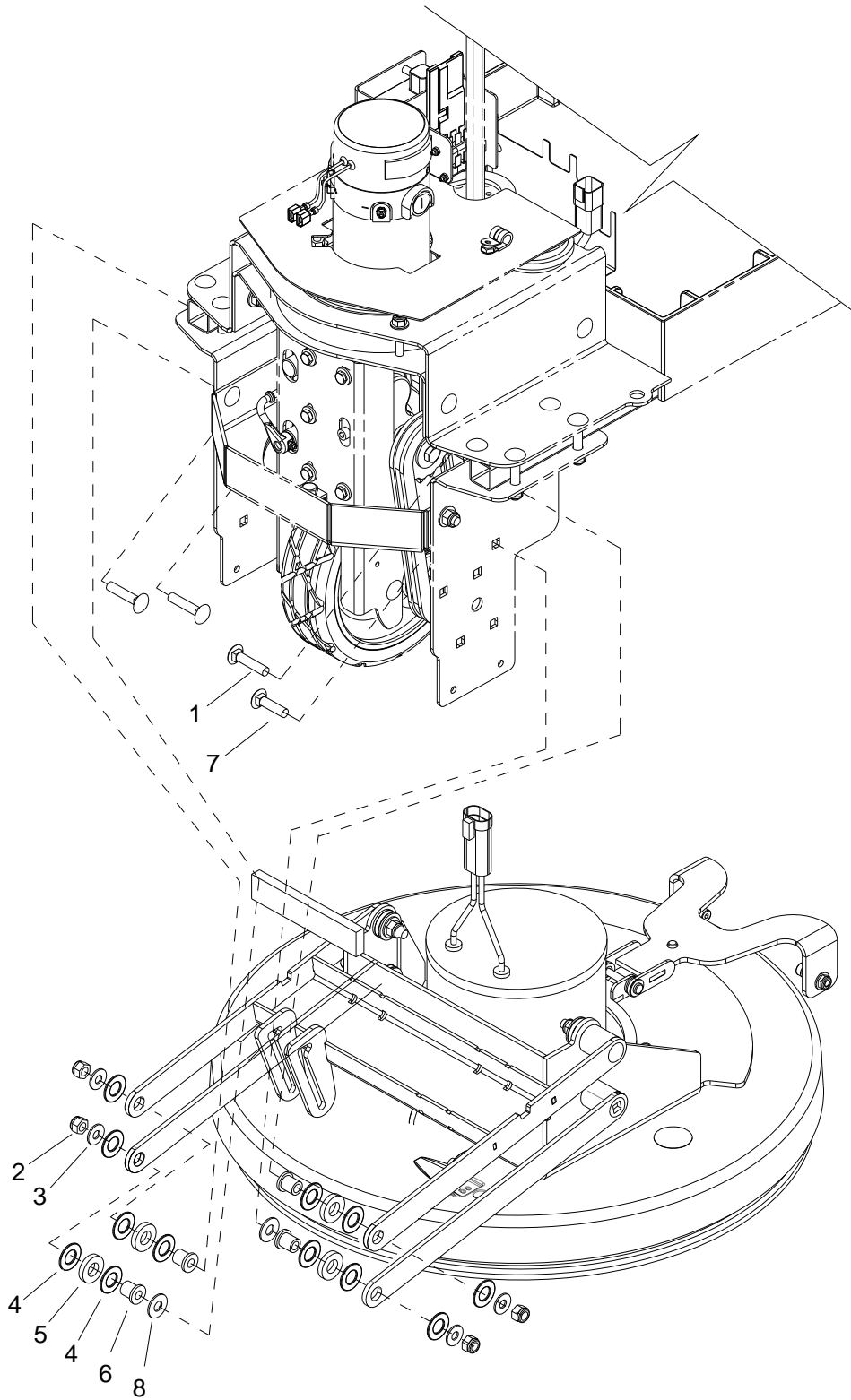
* SEE SERIAL NUMBER PAGE

Scrub Brush Deck - Orbital



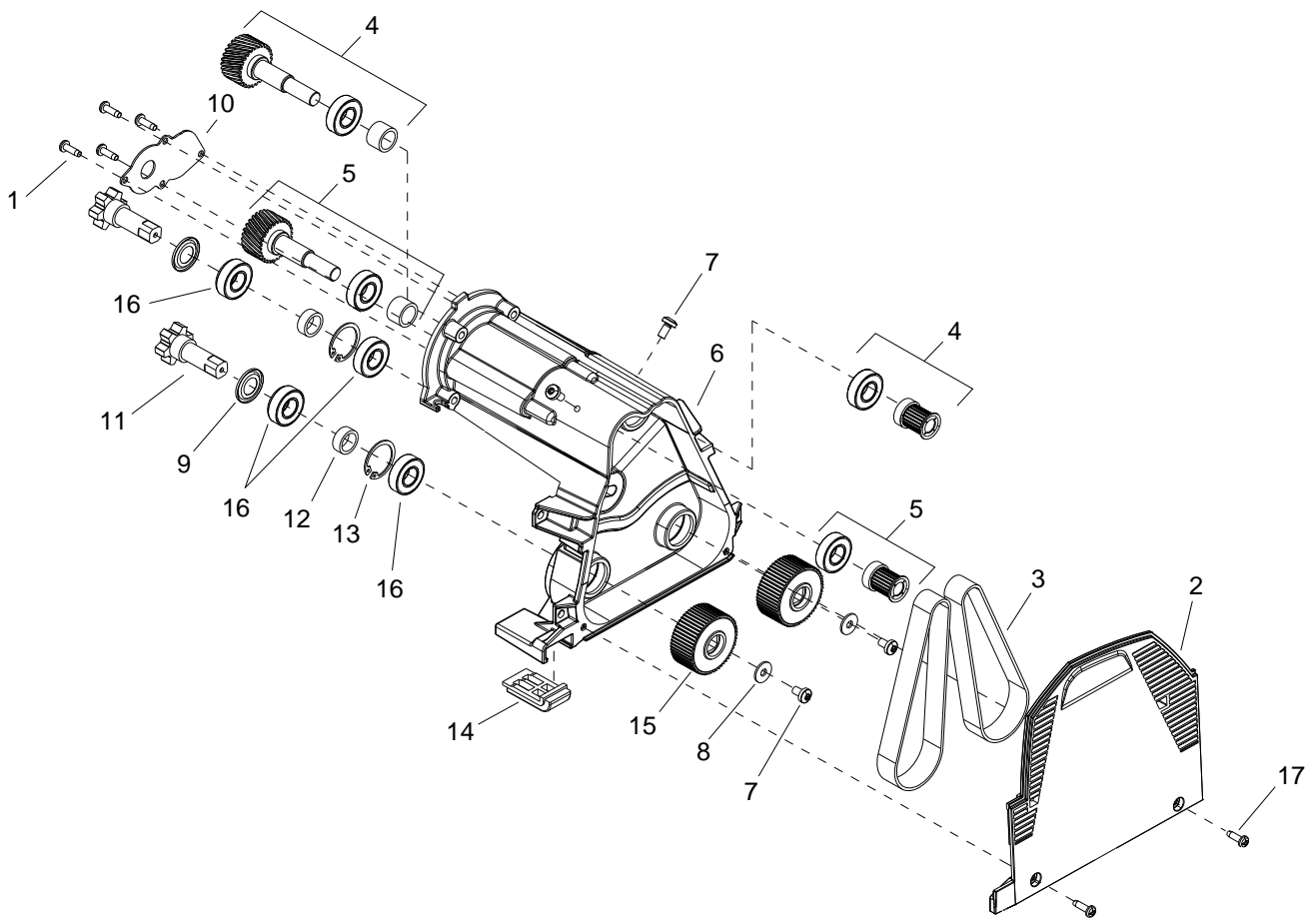
REF	PART NO.	QTY	DESCRIPTION	SERIAL NO. FROM	NOTES
1	86392690	1	LINKAGE, SQUEEGEE PIVOT ASM		
2	86392660	1	RING, SQUEEGEE PIVOT ASM		
3	86392640	1	MOTOR, 36V .5HP 1750RPM		
	86399920	-	BRUSH SET FOR 86392640		
4	86392720	1	MOUNT, DECK		
5	86402250	2	LINKAGE, DECK		
6	86392870	1	BRACKET, LIFT ASM, TOP		
7	86393580	1	SHROUD, 20 INCH ORBITAL		
8	86395110	1	PLATE, DIVERTER, ORB20		
9	86392630	1	ECCENTRIC, ORBITAL DRIVE		
10	86392610	1	HOUSING, BEARING		
11	86394290	1	BEARING, 35 X 72 X 27MM BALL 2RS		
12	86393350	1	PLATE, BEARING MOUNT		
13	86392600	1	COUNTERWEIGHT, ORBITAL		
14	86395130	1	GASKET, .125 T X .18 W		
15	86392590	1	PAD DRIVER, ORBITAL, 20 INCH		
16	86010630	24	WASHER, 1/4 SS		
17	86005810	15	NUT, 1/4-20 HEX NYLOCK SS		
18	86395100	1	SPACER, .140 X .375 X .5 NYL		NON CHEMICAL METERING ONLY
19	86264940	3	CABLE TIE, 11.38" UL/CSA		
20	86273780	7	SCREW, 1/4-20 X .75 HHCS SS NP		
21	86394080	8	WASHER, .500 X 1 X .188 NPRN		
22	86395240	1	BUSHING, 1.312 X 1.5 X .562 SNAP NYL		
23	86395050	10	BUSHING, .260 X .4 X .162 FLG NYL		
24	86364090	2	SCREW, 5/16-18 X 2.5 CARR SS		
25	86351350	2	WASHER, .260 X .625 X .03 FLT NYL BLK		
26	86405240	2	WASHER, 5/16 X 1 X .094 FLT PLSTC		
27	86332770	1	GASKET, HINGE BRACKET		
28	86328620	1	SCREW, 5/16-18 X .5 HHCS NYL BLK		
29	86328040	1	PIN, CLEVIS 1/4 X 2 STL ZNPLT		
30	86327700	2	SHOULDER BOLT, 5/16 X .625 SS		
31	86327510	2	SCREW, KA50 X 16 SS WN1412		
32	86277470	2	SCREW, 5/16-18 X 1.5 CARR SS		
33	86277460	4	SCREW, 5/16-18 X .625 SCHBTNHCS SS		
34	86271870	2	NUT, 1/4-20 HEXTHIN NYLOCK SS		
35	86270830	4	NUT, 5/16-18 HEX NYLOCK SS		
36	86259420	8	WASHER, .510 X 1 THR		
37	86004820	1	KEY, 3/16 X 3/16 X .875		
38	86231150	4	BUSHING, .314 X .502 X .625 FLG		
39	86224380	2	SPACER, 1 OD X .391 ID X 1.063		
40	86010670	4	WASHER, 5/16 FLT SS		
41	86008650	1	PIN, COTTER RING 1/4 X .041 X .844		

Scrub Brush Deck Mounting - Orbital



REF	PART NO.	QTY	DESCRIPTION	SERIAL NO. FROM	NOTES
1	86277470	2	SCREW, 5/16-18 X 1.5 CARR SS		
2	86270830	4	NUT, 5/16-18 HEX NYLOCK SS		
3	86010670	4	WASHER, 5/16 FLT SS		
4	86259410	12	WASHER, .51 X 10 X .063 THR		
5	86394080	4	WASHER, .500 X 1 X .188 NPRN		
6	86231150	4	BUSHING, .314 X .502 X .625 FLG		
7	86277030	2	SCREW, 5/16-18 X 1.25 CARR SS		
8	86278910	2	WASHER, 3/8 SS		

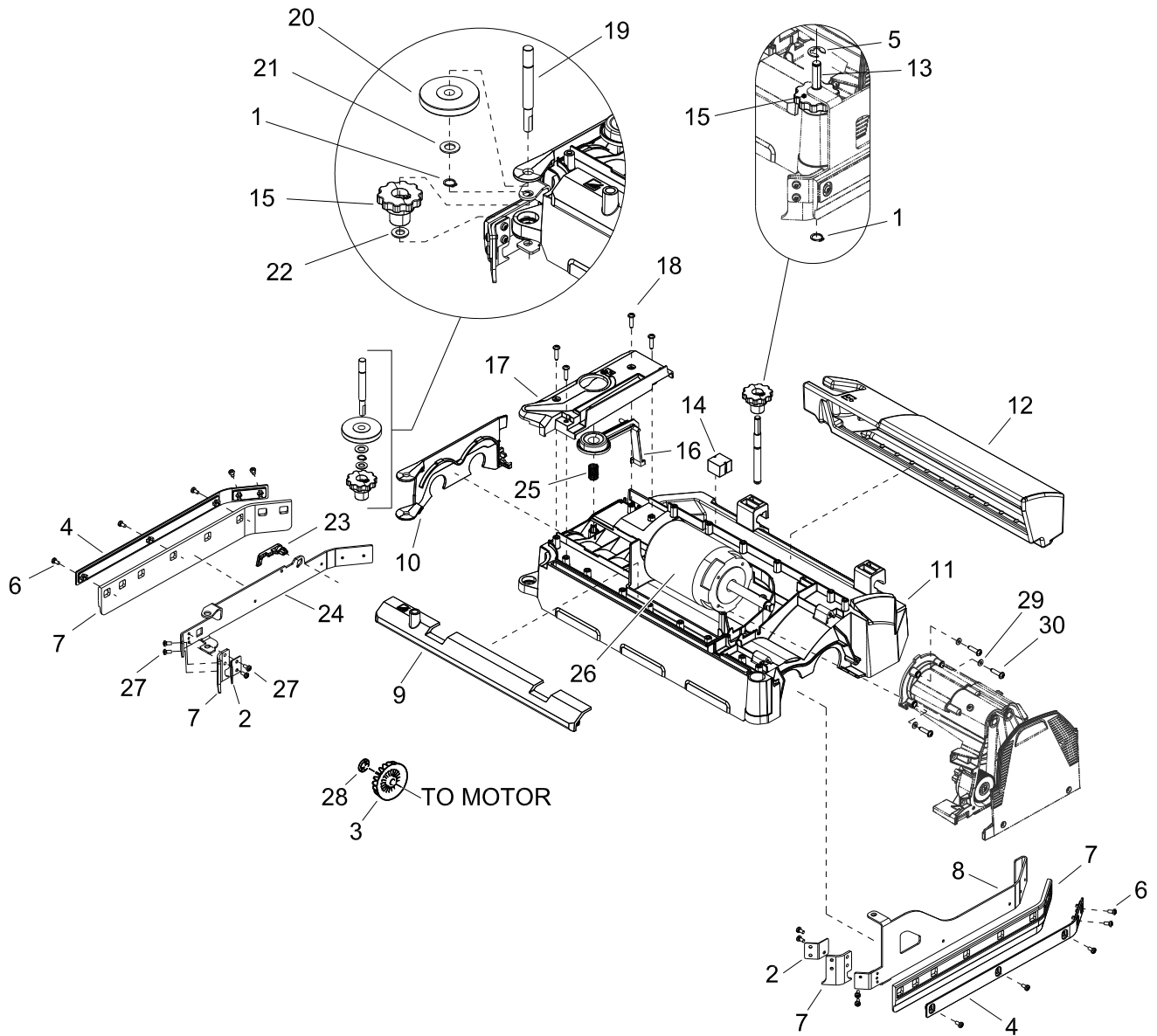
Scrub Deck Drive Assembly - Cylindrical



REF	PART NO.	QTY	DESCRIPTION	SERIAL NO. FROM	NOTES
1	73031040	4	SCREW 5X16 -A2-70 (IN6RD)		
2	50353850	1	COVER GEAR		
3	40350050	2	TOOTHED BELT REPLACEMENT		▲
4	40353810	1	SHAFT GEAR RIGHT		▲
5	40353800	1	SHAFT GEAR LEFT		▲
6	50353840	1	CARRIER MOTOR WORKED R		
7	73060890	3	SCREW M6X12 -8.8-R2R (IN6RD)		
8	73122760	2	WASHER 6 -200HV-A2E ISO7093-1		
9	63634690	2	JOINT RING STAINLESS STEEL NILOS 6002		
10	50356840	1	COVERING CAP GEAR		▲
11	51011040	2	DRIVESHAFT		
12	51106860	2	SPACER SLEEVE		
13	73432310	2	LOCKING RING 32X1,2 -ST-PH DIN 472		
14	50560100	1	ROCKER BR-VS		
15	56255070	2	BELT PULLEY 56Z		
16	74011150	4	BALL BEARING 6002-2RS -WAEZLAGST DIN 6		
17	73030390	2	SCREW M5 x16 -St-A2R (In6Rd)		

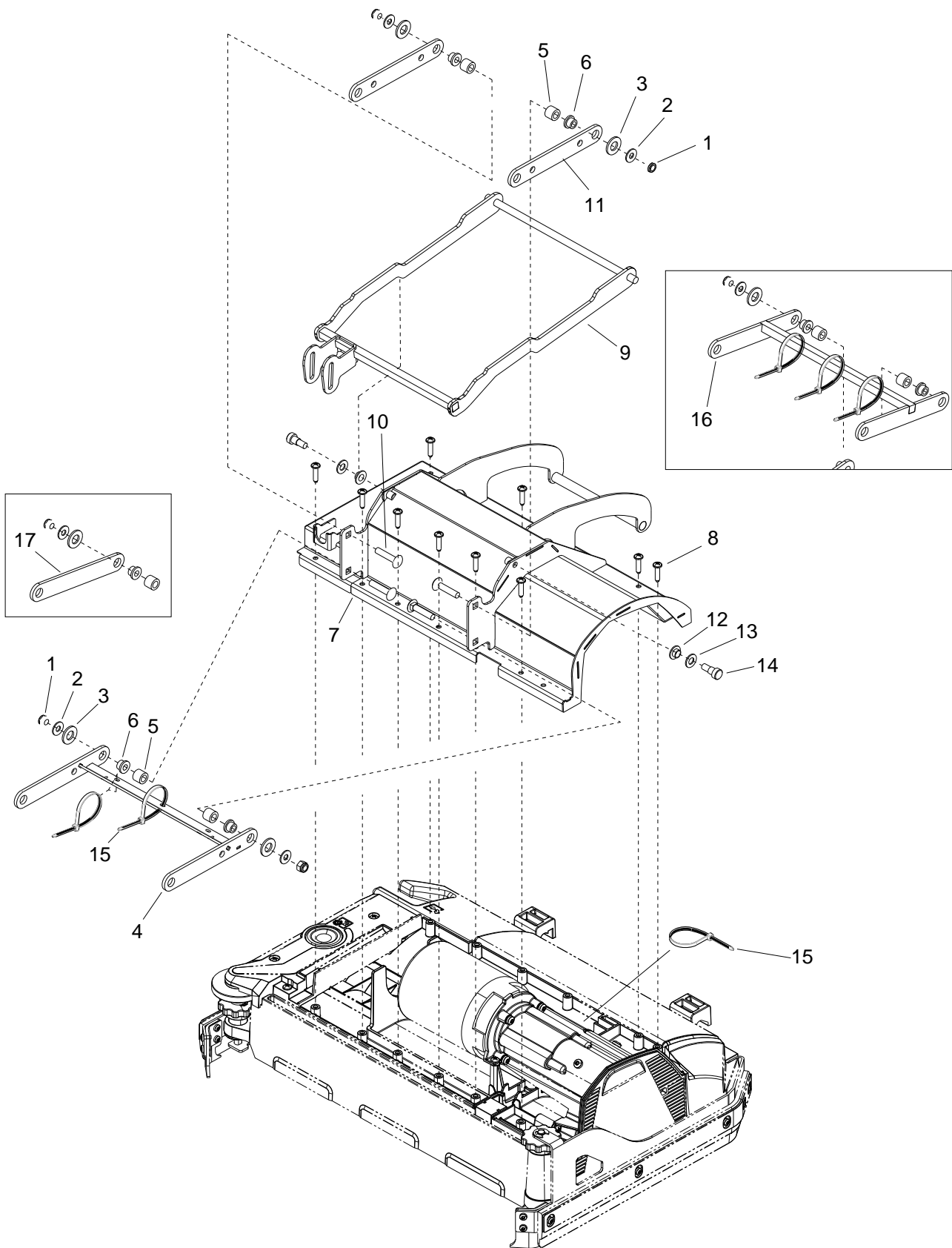
▲ IF 50356840 IS METAL, ORDER 40350050, 40353810, 40353800, AND 50356840.

Scrub Deck - Cylindrical



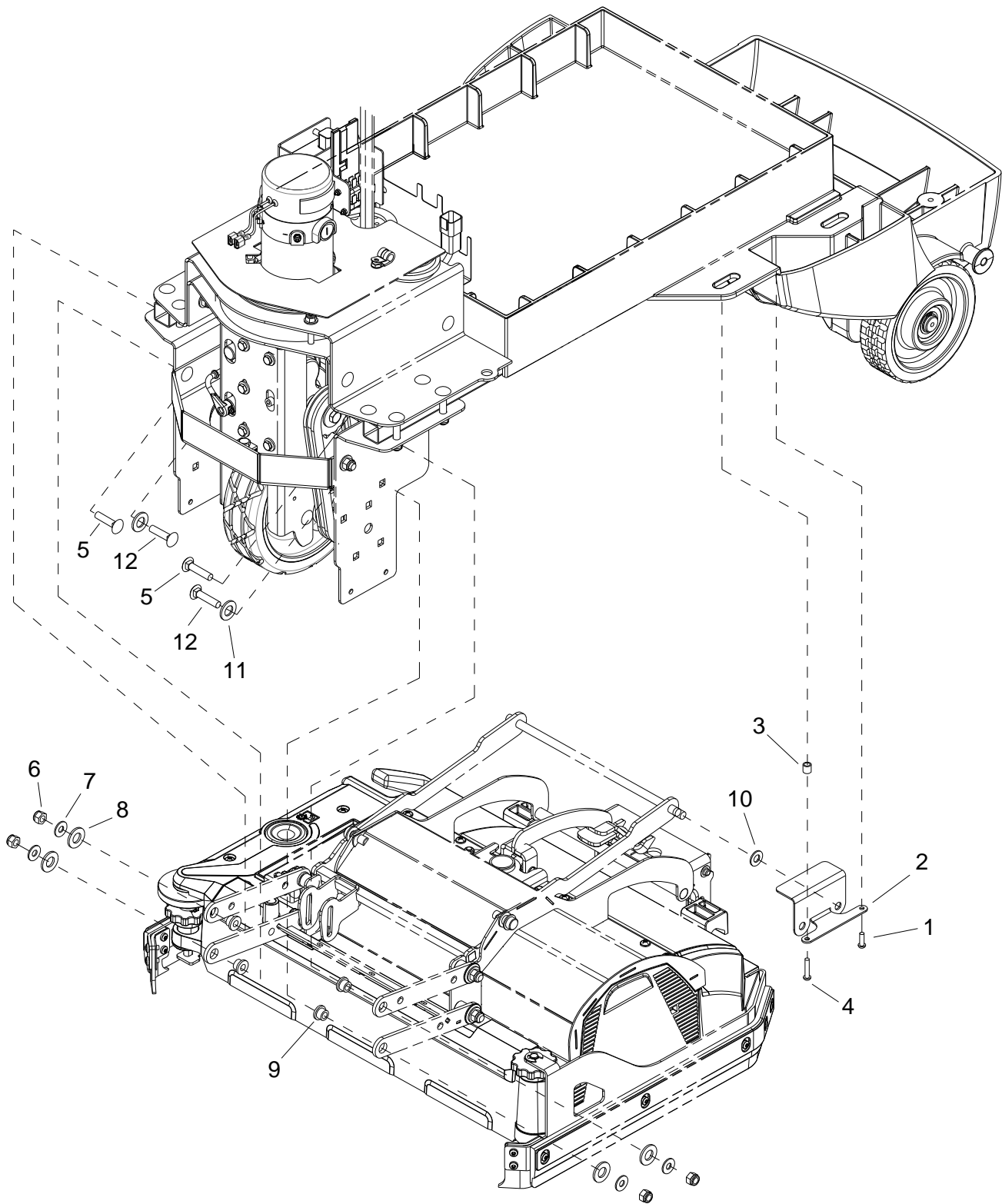
REF	PART NO.	QTY	DESCRIPTION	SERIAL NO. FROM	NOTES
1	73430030	2	LOCKING RING 12X1-RF-ST DIN 471		
2	50353570	2	SIDE PLATE RUBBER LIP		
3	66130250	1	BLOWER WHEEL		
4	50354270	2	SCREEN SUCTION LIPS		
5	73430470	1	LOCK WASHER 10-FST-A2E DIN 6799		
6	73061810	10	SCREW M 5X 12-A2-70 (IN6RD)		
7	40354040	2	SET SIDE STRIP		
8	50354310	1	BRACKET SCRAPER LIP LEFT		
9	50355580	1	STRIP WATER DISTRIBUTOR		
10	50353930	1	BRUSHES RETAINER		
11	50353890	1	HOUSING BOTTOM PART R 55		
12	50353990	1	SWEEP TANK R 55		
13	51163390	1	THREADED BOLT		
14	50354260	1	PLUG HEAD R		
15	50336660	2	ADJUSTMENT WHEEL		
16	50354580	1	BRUSHES LOCKING PART		
17	50354050	1	HOUSING TOP PART LOCKING PART		
18	73031130	8	SCREW 6X25 -10.9-A2R (IN6RD)		
19	50354320	1	BOLT DEFLECTOR ROLL RIGHT KILLER		
20	50354380	1	DEFLECTOR ROLL		
21	51156810	1	WASHER		
22	73120660	1	WASHER 10 -A2 ISO 7090		
23	50354290	1	LOCKING BAR SIDE PLATE		
24	40353820	1	SHEET METAL COMPONENT SIDE STRIP		
25	63304500	1	PRESSURE SPRING		
26	40353780	1	MOTOR WITH PLUG		
27	73061800	8	SCREW M5X10-A2-70 (IN6RD)		
28	63431490	1	QUICK-FASTENER		
29	73120260	4	WASHER 6 -A2 ISO 7090		
30	73061960	4	SCREW M 6x30-A2-70 (IN6RD)		

Scrub Deck Linkage - Cylindrical

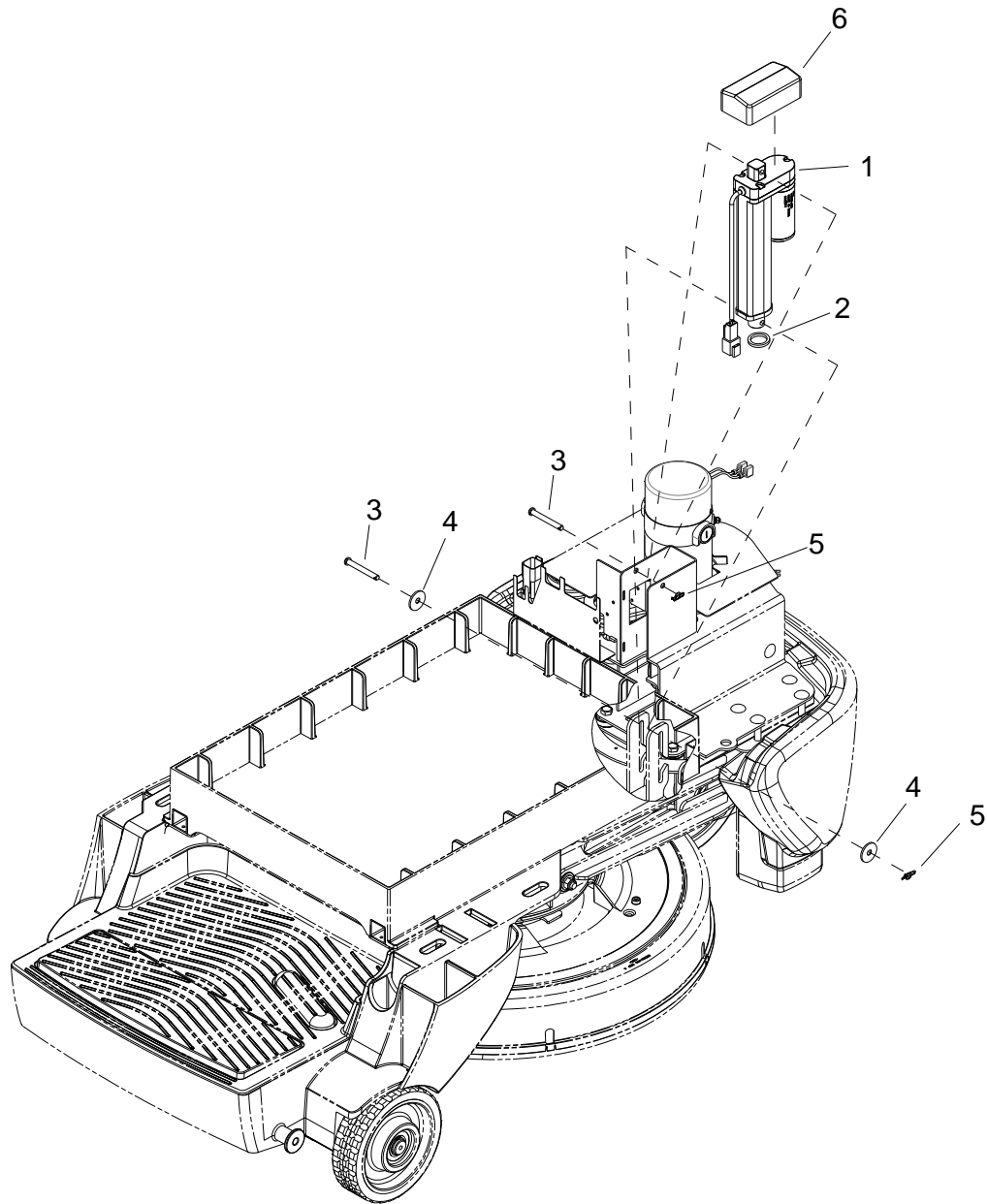


REF	PART NO.	QTY	DESCRIPTION	SERIAL NO. FROM	NOTES
1	86270830	4	NUT 5/16-18 HEX NYLOCK SS		
2	86010670	4	WASHER 5/16 FLAT SS		
3	86259410	4	WASHER THRUST.51 ID X10DX.063		
4	86416740	1	BRACKET, LINKAGE BOTTOM	(5*)	
5	86348210	4	SPACER, .381D X .63OD X .50, AL		
6	86228990	4	BEARING,FLNGD,.314ID X.502OD		
7	86346430	1	COVER, CYL DECK, 22 IN		
8	73031130	13	SCREW 6X25 -10.9-A2R (IN6RD)		
9	86346320	1	FRAME, LIFT ARM		
10	86277470	4	SCR, 5/16-18 X 1.5 CARRIAGE SS		
11	86416770	2	LINKAGE ARM, TOP	(5*)	
12	86347910	2	FLNG BRNG, .375 X .44, NYL		
13	86010680	2	WASHER 3/8 ID X 3/4 OD NYLON		
14	86278330	2	SHOULDER BOLT, 3/8OD X 3/8L SS		
15	86264920	3	CABLE TIE, 7" UL/CSA	(5*)	QTY WAS 4
16	86347680	1	BRACKET, LINKAGE, TOP		
17	86347930	2	BRACKET, LINKAGE, BOTTOM		

Scrub Brush Deck Mounting - Cylindrical

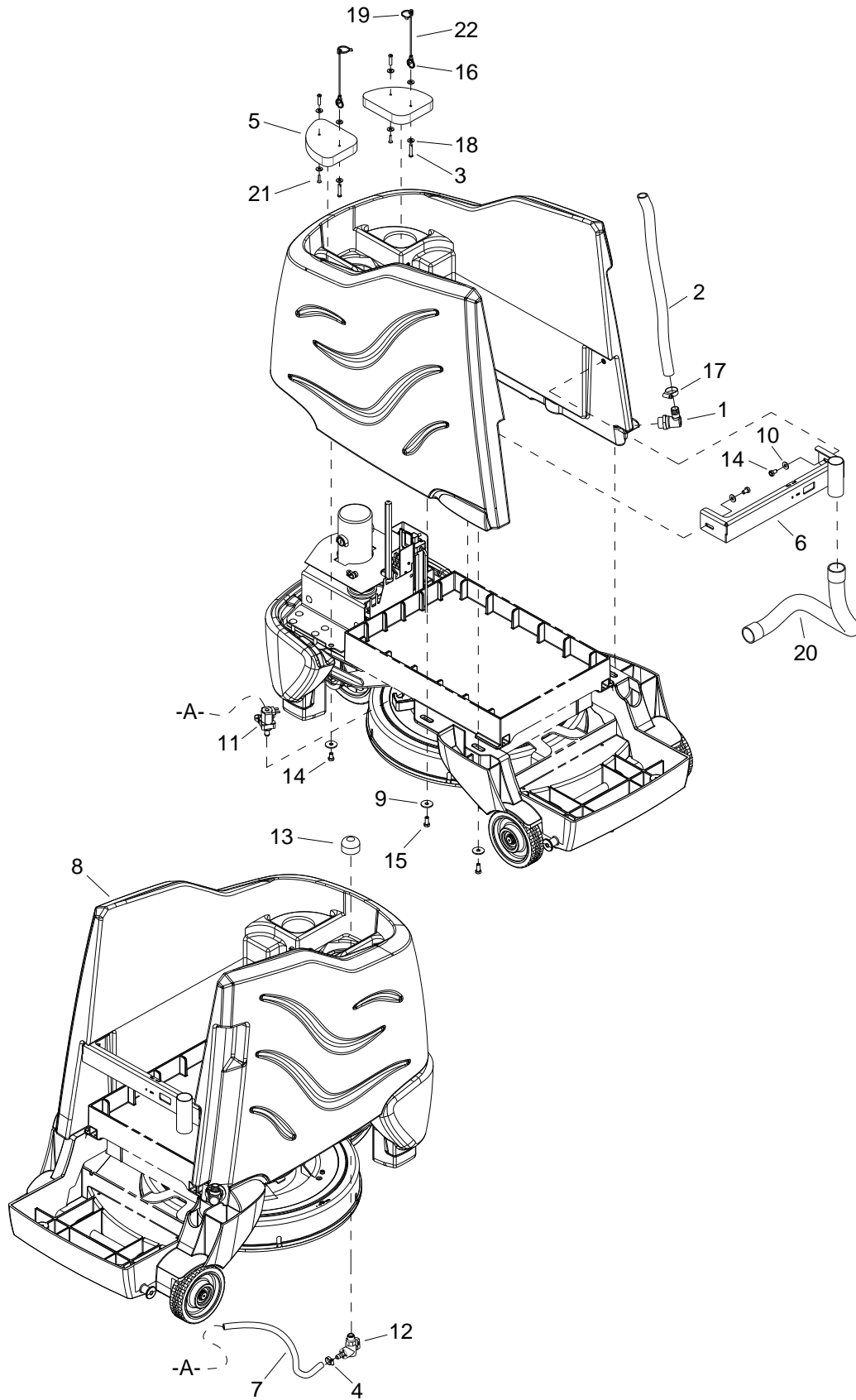


REF	PART NO.	QTY	DESCRIPTION	SERIAL NO. FROM	NOTES
1	86327510	2	SCR, KA50 X 16, WN1412 A2 SS		
2	88646520	2	BRACKET, LIFT FRAME		
3	86226760	2	SPACER, 3.8 ODX.257IDX.38L NYL		
4	86327910	2	SCR, KA50X25, PT OHS, WN1412, PLTD		
5	86277030	2	SCR, 5/16-18X1.25 CARRIAGE SS		
6	86270830	4	NUT 5/16-18 HEX NYLOCK SS		
7	86010670	4	WASHER 5/16 FLAT SS		
8	86259410	4	WASHER THRUST.51 ID X1ODX.063		
9	86228990	4	BEARING,FLNGD,.314ID X.502OD		
10	86010680	2	WASHER 3/8 ID X 3/4 OD NYLON		
11	86010770	2	WASHER 7/16ID X1DX.08 FLT SS		
12	86277130	2	SCREW, 5/16-18 X 1 CARR SS		

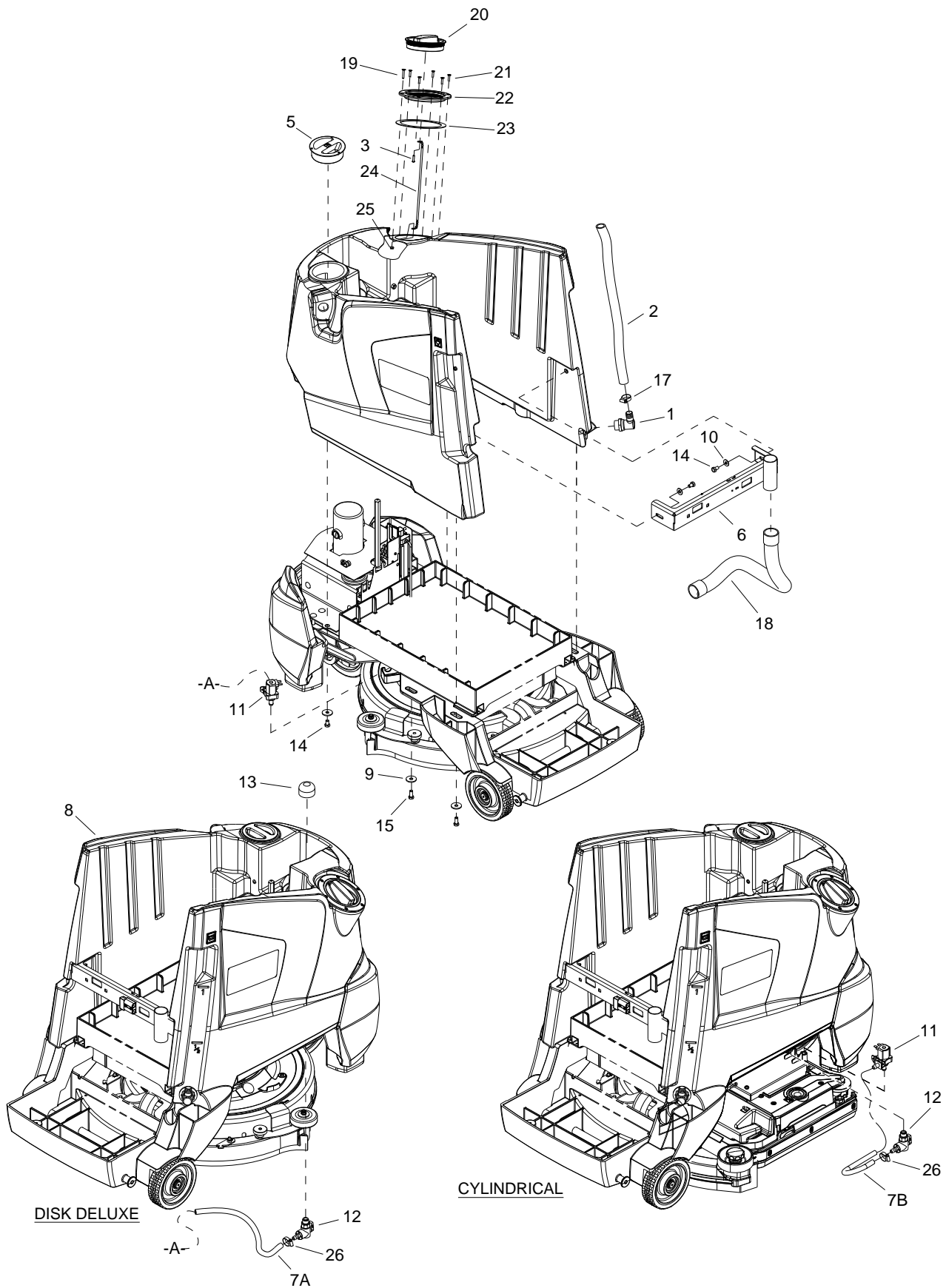


REF	PART NO.	QTY	DESCRIPTION	SERIAL NO. FROM	NOTES
1	86320880	1	ACT, 36VDC, 3.0" STK, 8.74 LNG		
2	86342240	1	SPACER, .81 X 1.06 X .125		
3	86328040	2	PIN, CLEVIS, 1/4 X 2.0 L		
4	86354750	2	WASHER, 1.00X.264X.070THK, NYL, BLK		
5	86008650	2	COTTER 1/4" RING		
6	86405550	1	CAP, TUBE, 2 X 3.5	(4*)	

*See Serial Number page.

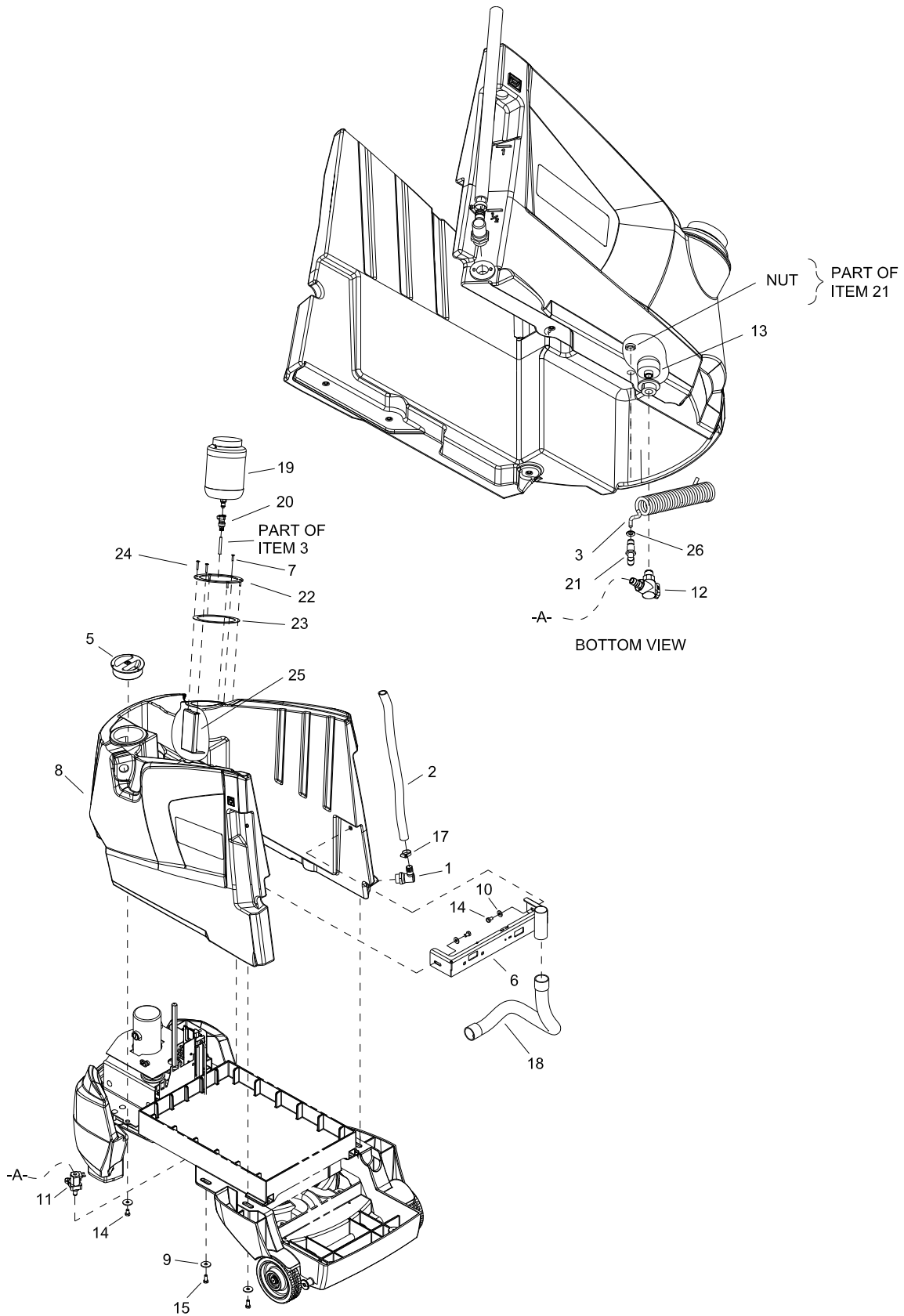


REF	PART NO.	QTY	DESCRIPTION	SERIAL NO. FROM	NOTES
1	86326310	1	FITTING, ELBOW 3/4 BSP, O-RING		
2	86326620	1	HOSE, 3/4ID X .12W X 20"LG, CLR		
3	86353910	2	PIN, CLEVIS 1/4 X 1.13 SS		
4	86233150	1	SP CLAMP, 3/8 HOSE (D-SLOT)		
5	86353710	2	PLUG, SOLUTION FILL		
6	86326280	1	BRACKET, TANK BRACE		
7	86321270	1	HOSE, 3/8ID WIREBOUND X 18"		
8	86398880	1	TANK, SOLUTION, CS20		
9	86279630	5	WASHER, .344ID X 1.130OD X .09T PLT		
10	86010670	2	WASHER, 5/16 X 3/4 SS		
11	86362610	1	VALVE, 36VDC SOLENOID		
12	86346040	1	VALVE, BALL 3/8MPT X 3/8BARB, 90DEG		
13	86007970	1	STRAINER, 3/8 IN. NPT 60 MESH		
14	86275180	4	SCR, 5/16-18 X 1/2 HHCS GR5		
15	86006760	3	SCR, 5/16-18 X 3/4 HHCS GR5		
16	86353880	2	RING, SPLIT, ID .802" SS		
17	86233110	1	CLAMP, 1.00 WORM GEAR		
18	86010630	8	WASHER 1/4 ID X 5/8 OD SS		
19	86264930	2	CABLE TIE, 3.5" UL/CSA		
20	86328020	1	HOSE ASM, 1.25 ID X 14.0, 4:1		
21	86353900	2	SCR POST, 1/4 X 1 BLK PLSTC		
22	86246090	2	LANYARD, .093X6", 1-LOOP-.26EYE		



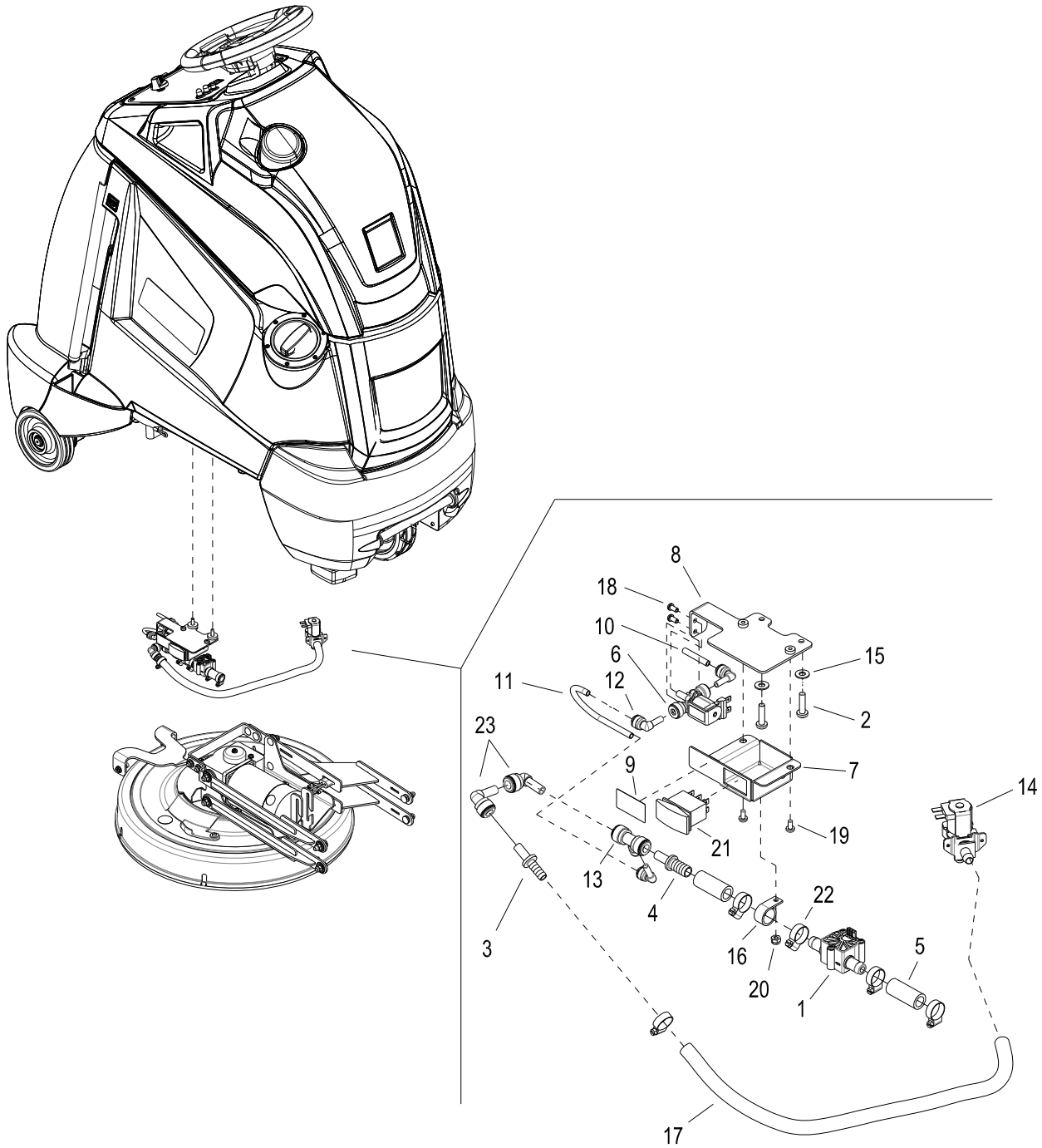
REF	PART NO.	QTY	DESCRIPTION	SERIAL NO. FROM	NOTES
1	86326310	1	FITTING, ELBOW 3/4 BSP, O-RING		
2	86326620	1	HOSE, 3/4ID X .12W X 20"LG, CLR		
3	86327510	1	SCR, KA50 X 16, WN1412 A2 SS		
4	86330940	1	NIPPLE, HEX 3/8NPT X 1.25LG, PE BLACK		
5	50507320	1	COVER METERING FRESH WATER		
6	86326280	1	BRACKET, TANK BRACE		
7A	86321270	1	HOSE, 3/8ID WIREBOUND X 18"		
7B	86281390	1	HOSE, 3/8ID WIRE BOUND X 12"		
8	86399380	1	TANK, SOLUTION, CSX20		
9	86279630	5	WASHER, .344IDX1.130ODX.09T PLT		
10	86010670	2	WASHER, 5/16 X 3/4 SS		
11	86362610	1	VALVE, 36VDC SOLENOID		
12	86346040	1	VALVE, BALL 3/8MPT X 3/8BARB, 90DEG		
13	86007970	1	STRAINER, 3/8 IN. NPT 60 MESH		
14	86275180	4	SCR, 5/16-18 X 1/2 HHCS GR5		
15	86006760	3	SCR, 5/16-18 X 3/4 HHCS GR5		
16	86001550	1	HOSEBARB, 3/8MPT X 3/8HOSE 90		
17	86233110	1	CLAMP, 1.00 WORM GEAR		
18	86328020	1	HOSE ASM, 1.25 ID X 14.0, 4:1		
19	86339990	1	SCR, 8-32 X 1.0, FHMS, PHLPS, SS, BLK		
20	86314160	1	COVER, FILLPORT 4"		
21	86275800	5	Screw 8 X 3/4 PFHT/S BLK ZINC		
22	86317620	1	FLANGE, WITH O-RING		
23	86317610	1	GASKET, 5.5 ODX4.5 IDX.06W/PSA		
24	86232790	1	CHAIN,ASM, #10SS BD X 10"		
25	86272020	1	NUT, 8-32 HEX THIN NYLOCK SS		
26	86233150	1	SP CLAMP, 3/8 HOSE (D-SLOT)		

Solution Tank - Deluxe Models with Chemical Metering



Solution Tank - Deluxe Models with Chemical Metering

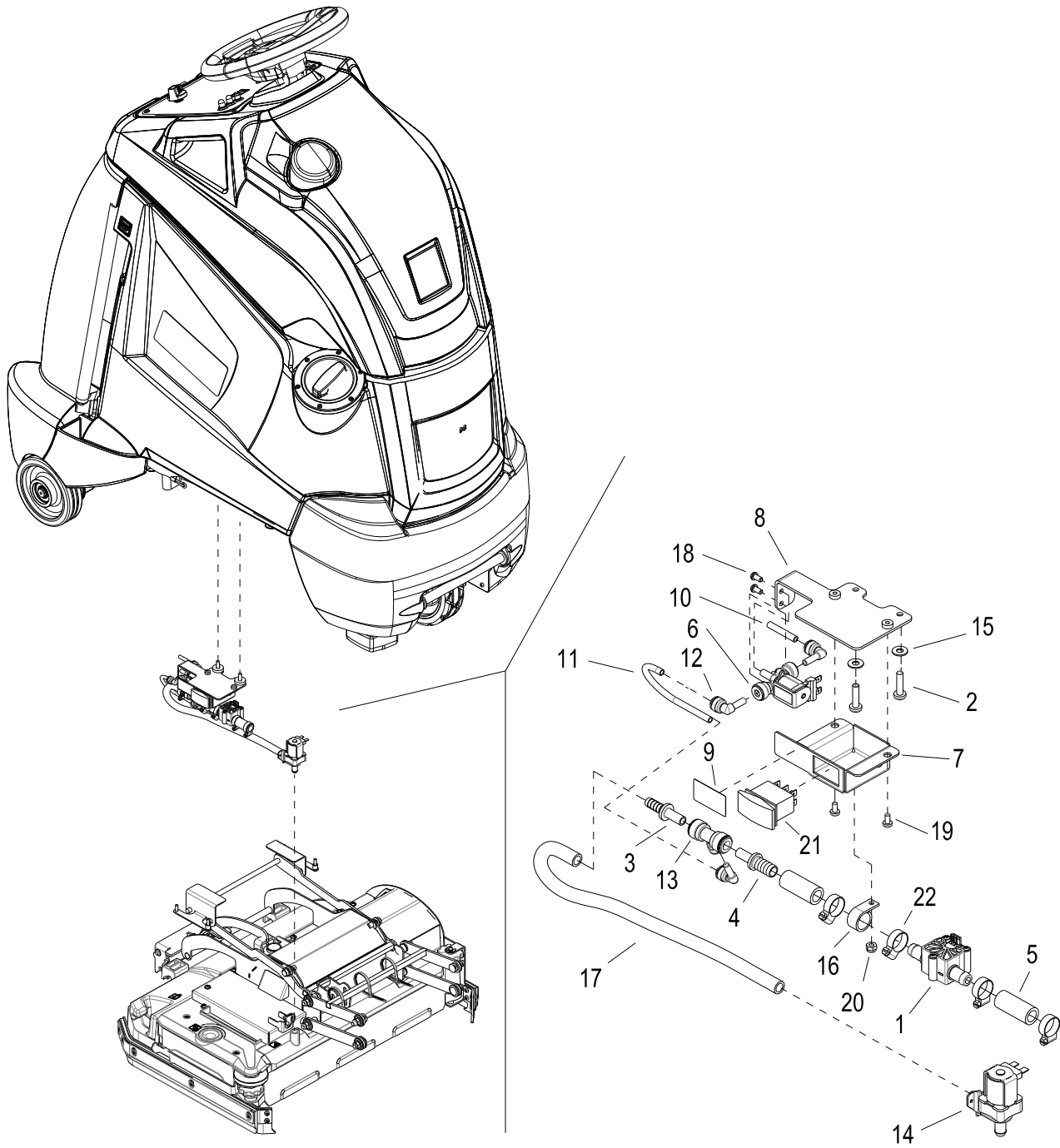
REF	PART NO.	QTY	DESCRIPTION	SERIAL NO. FROM	NOTES
1	86326310	1	FITTING, ELBOW 3/4 BSP, O-RING		
2	86326620	1	HOSE, 3/4ID X .12W X 20"LG, CLR		
3	86392470	1	HOSE, 1/4" OD, RETRACTABLE, CLEAR		
4	86330940	1	NIPPLE, HEX 3/8NPT X 1.25LG, PE BLACK		
5	50507320	1	COVER METERING FRESH WATER		
6	86326280	1	BRACKET, TANK BRACE		
7	86275800	4	SCREW 8 X 3/4 PFHT/S BLK ZINC		
8	86399390	1	TANK, SOLUTION, CSX20 CM		
9	86279630	5	WASHER, .344IDX1.130ODX.09T PLT		
10	86010670	2	WASHER, 5/16 X 3/4 SS		
11	86362610	1	VALVE, 36VDC SOLENOID		
12	86390710	1	VALVE, BALL 3/8MPT X 1/2BARB, 90DEG		
13	86007970	1	STRAINER, 3/8 IN. NPT 60 MESH		
14	86275180	4	SCR, 5/16-18 X 1/2 HHCS GR5		
15	86006760	3	SCR, 5/16-18 X 3/4 HHCS GR5		
16	86001550	1	HOSEBARB, 3/8MPT X 3/8HOSE 90		
17	86233110	1	CLAMP, 1.00 WORM GEAR		
18	86328020	1	HOSE ASM, 1.25 ID X 14.0, 4:1		
19	86391010	1	ASM, CHEMICAL BOTTLE, CM		
20	86390690	1	COUPLER, BODY, 1/4 TUBE		
21	86390760	1	BULKHEAD, ELBOW, JG, 1/4TUBE		
22	86399480	1	FLANGE, MTG, CHEMICAL BOTTLE, YLW		
23	86317610	1	GASKET, 5.5 ODX4.5 IDX.06W/PSA		
24	86339990	2	SCR, 8-32 X 1.0, FHMS, PHLPS, SS, BLK		
25	86390630	1	BRKT, MTG, CHEMICAL BOTTLE		
26	86413160	1	WASHER, 1/2 X 1 X .145 SEG SS NPRN		



FOR MODELS: 10061700 AND 10061710

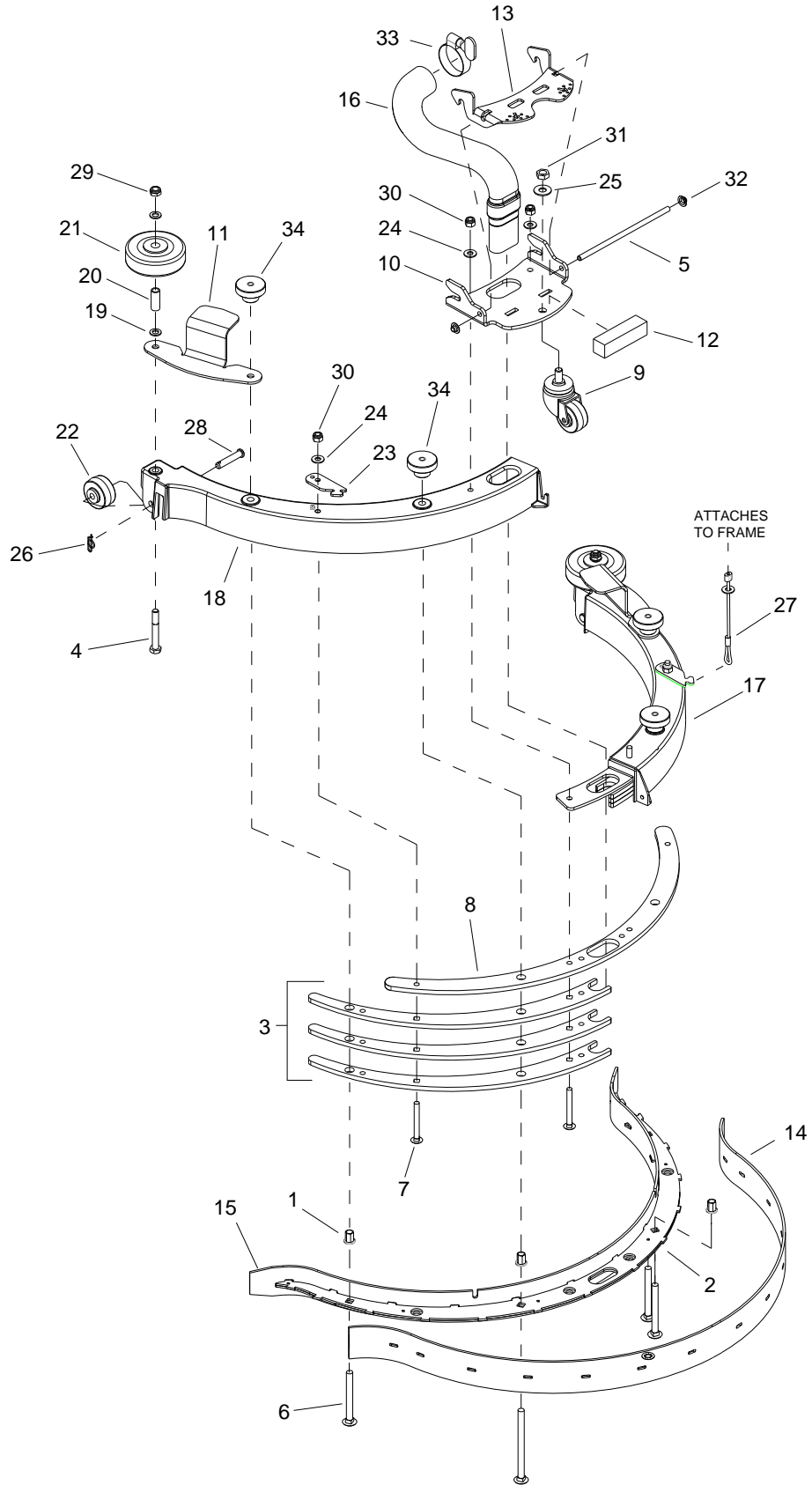
REF	PART NO.	QTY	DESCRIPTION	SERIAL NO. FROM	NOTES
1	64290380	1	FLOWMETRE		
2	86006830	2	SCREW, 10-32 X 1 PHPNHMS STL ZNPLT		
3	86390740	1	CONNECTOR, JG, 3/8 STEM X 3/8HB		
4	86390730	1	CONNECTOR, JG, 3/8 STEM X 1/2HB		
5	86390720	2	HOSE, 1/2ID WIREBOUND X 1.75"		
6	86390700	1	VALVE, 36VDC SOLENOID, 1/4TUBE		
7	86390610	1	HOUSING, 3-WAY SWITCH		
8	86390590	1	BRKT, MTG, CHEMICAL METERING		
9	86396790	1	LABEL, CHEMICAL RATE		
10	86367220	1	TUBE, NYL, 1/4 X 21 LG		
11	86367210	1	TUBE, NYL, 1/4 X 8.38 LG		
12	86367150	3	ELBOW, JG, 1/4 STEM X 1/4 TUBE		
13	86367140	1	TEE, RDCR, JG, 3/8 X 3/8 X 1/4		
14	86362610	1	VALVE, 36V DC SOLENOID		
15	86173330	2	WASHER, M5 SS ISO7093		
16	86354990	1	CLAMP, .75 DIA, FLEX LOOP, NYLON		
17	86393620	1	HOSE, 3/8ID WIRE BOUND X 21"		
18	86274520	2	SCR, #10 X 3/8 PH HI-LO PLT		
19	86274290	2	SCREW, 10-32 X .375 PHPNHMS SS		
20	86271770	1	NUT, 10-24 HEX NYLOCK SS		
21	86007200	1	SWITCH DPDT3-POSITION ROCKER		
22	86233150	5	CLAMP, 3/8 HOSE (D-SLOT)		
23	86367120	2	ELBOW, JG, 3/8 STEM X 3/8 TUBE		

Solution System w/Chemical Metering - Cylindrical



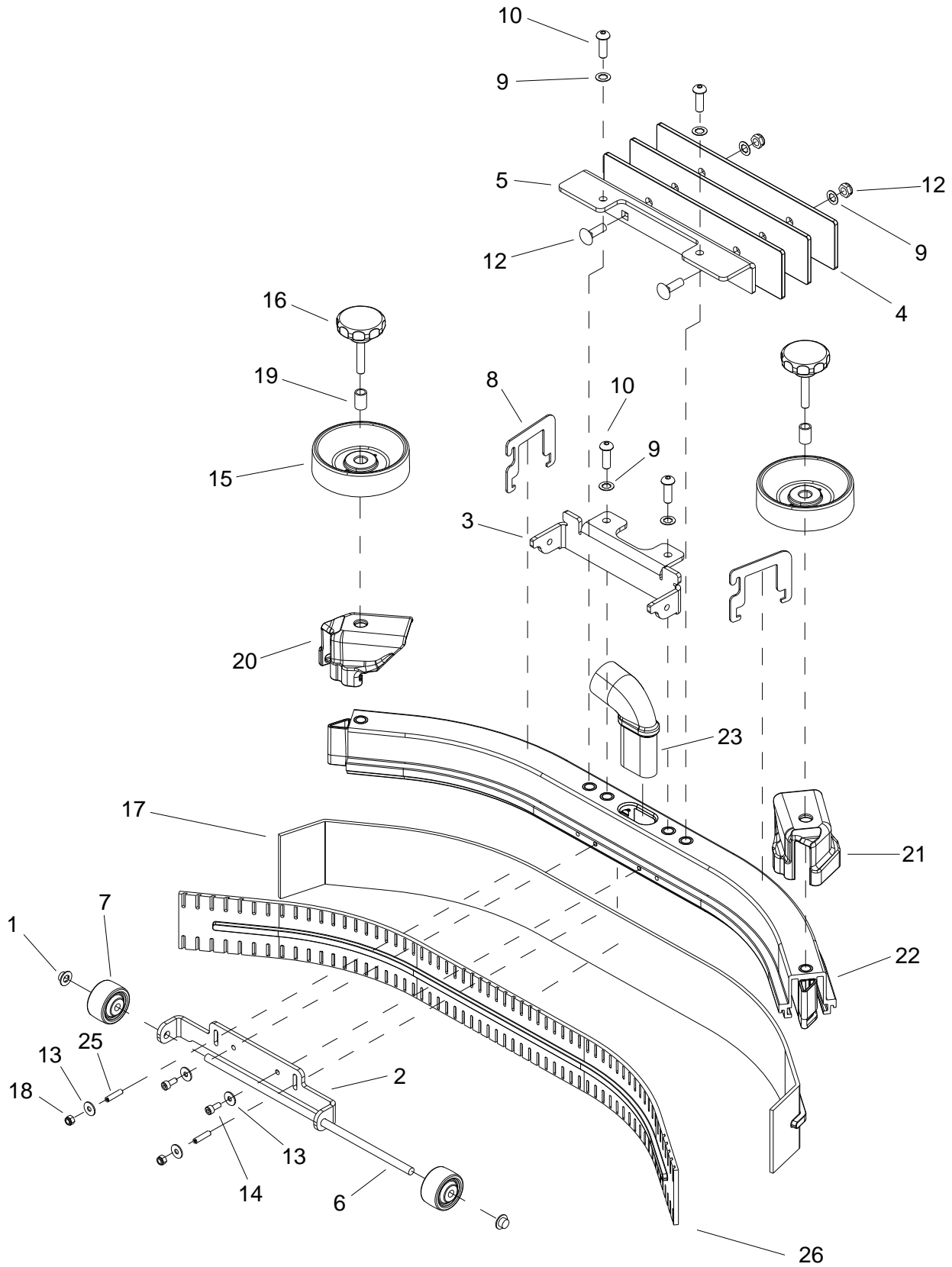
FOR MODELS: 10061720 AND 10061730

REF	PART NO.	QTY	DESCRIPTION	SERIAL NO. FROM	NOTES
1	64290380	1	FLOWMETRE		
2	86006830	2	SCREW, 10-32 X 1 PHPNHMS STL ZNPLT		
3	86390740	1	CONNECTOR, JG, 3/8 STEM X 3/8HB		
4	86390730	1	CONNECTOR, JG, 3/8 STEM X 1/2HB		
5	86390720	2	HOSE, 1/2ID WIREBOUND X 1.75"		
6	86390700	1	VALVE, 36VDC SOLENOID, 1/4TUBE		
7	86390610	1	HOUSING, 3-WAY SWITCH		
8	86390590	1	BRKT, MTG, CHEMICAL METERING		
9	86396790	1	LABEL, CHEMICAL RATE		
10	86367220	1	TUBE, NYL, 1/4 X 21 LG		
11	86367210	1	TUBE, NYL, 1/4 X 8.38 LG		
12	86367150	3	ELBOW, JG, 1/4 STEM X 1/4 TUBE		
13	86367140	1	TEE, RDCR, JG, 3/8 X 3/8 X 1/4		
14	86362610	1	VALVE, 36V DC SOLENOID		
15	86173330	2	WASHER, M5 SS ISO7093		
16	86354990	1	CLAMP, .75 DIA, FLEX LOOP, NYLON		
17	86321270	1	HOSE, 3/8 ID WIRE BOUND X 18"		
18	86274520	2	SCR, #10 X 3/8 PH HI-LO PLT		
19	86274290	2	SCREW, 10-32 X .375 PHPNHMS SS		
20	86271770	1	NUT, 10-24 HEX NYLOCK SS		
21	86007200	1	SWITCH, DPDT3-POSITION ROCKER		
22	86233150	5	CLAMP, 3/8 HOSE (D-SLOT)		



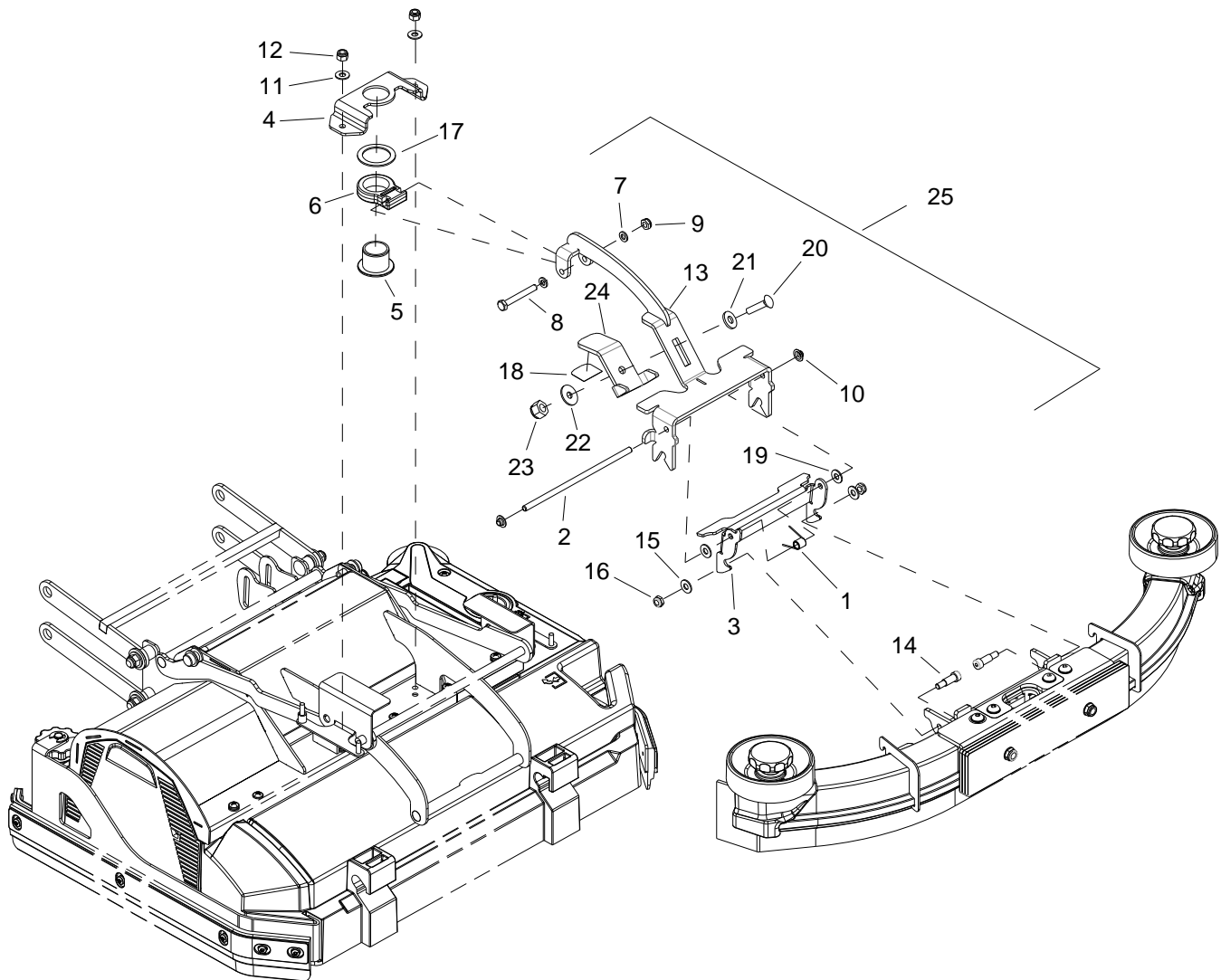
REF	PART NO.	QTY	DESCRIPTION	SERIAL NO. FROM	NOTES
1	86332060	4	RIV-NUT, HEX, 5/16-18X.562, FLG STL ZNPLT		
2	86327860	1	SQUEEGEE BLADE RETAINER ASSY		
3	86327790	6	PLATE, WEIGHT, SQUEEGEE		
4	86326520	2	SCR, 5/16-18 X 2.25 HHCS SS		
5	86326510	1	PIVOT SHAFT, LATCH		
6	86326490	4	SCR, 5/16-18 X 3.0 CARRIAGE SS		
7	86326480	4	SCR, 1/4-20 X 2.25 CARRIAGE SS		
8	86326470	1	BRACE, SQUEEGEE COVER		
9	86326460	1	CASTER, 1-5/8, 3/8-24 SHT STUD		
10	86326450	1	RECEIVER, LATCH PLATE, SQUEEGEE		
11	86326440	2	LIFT BRKT, BUMPER, SQUEEGEE		
12	86326420	1	SPRING, RUBBER		
13	86326400	1	RECEIVER, LATCH, SQUEEGEE		
14	86326070	1	BLADE, SQUEEGEE, REAR, DURO 40		
15	86326060	1	BLADE, SQUEEGEE, FRONT, DURO 40		
-	86342050		BLADE, SQUGE, FRONT, URTHN 38A		OPTION
-	86342060		BLADE, SQUGE, REAR, URTHN 38A		OPTION
16	86323910	1	VACUUM TUBE, SQUEEGEE		
17	86320730	1	COVER, SQUEEGEE-RH		
18	86320720	1	COVER, SQUEEGEE-LH		
19	86292500	4	WASHER, .324ID X .567OD X .057, SS		
20	86001350	2	BUSHING, SPANNER .435 X 1.10		
21	86011020	2	WHEEL, 3" DIA. CUSHION RUBBER		
22	86010880	2	WHEEL, 1.5 OD X .31 ID X .75 W GRY		
23	86332400	2	LIFT BRKT, DOUBLE SCRUB		
24	86010630	4	WASHER, 1/4 X 5/8 FLAT SS		
25	86278910	1	WASHER, 3/8 X 7/8 FLAT SS		
26	86008660	2	COTTER, 5/16 RING		
27	86332460	2	LANYARD ASSY, COILED CABLE		
28	86006270	2	PIN, CLEVIS 5/16 X 1.63 PLTD		
29	86271840	2	NUT, 5/16-18 HEX NYLOCK THN SS		
30	86005810	4	NUT, 1/4-20 HEX NYLOCK SS		
31	86005800	1	NUT, 3/8-24 HEX JAM, PLTD		
32	86271240	2	NUT, CAP, PUSH, .25"		
33	86395220	1	CLAMP, 1.75 X .5 WORM GEAR WING SS		
34	86219690	4	KNOB, 1.5 OD X 5/16-18		
-	86338160	-	SQUEEGEE ASM, KIT GUM RUBBER		COMPLETE

Squeegee - Cylindrical

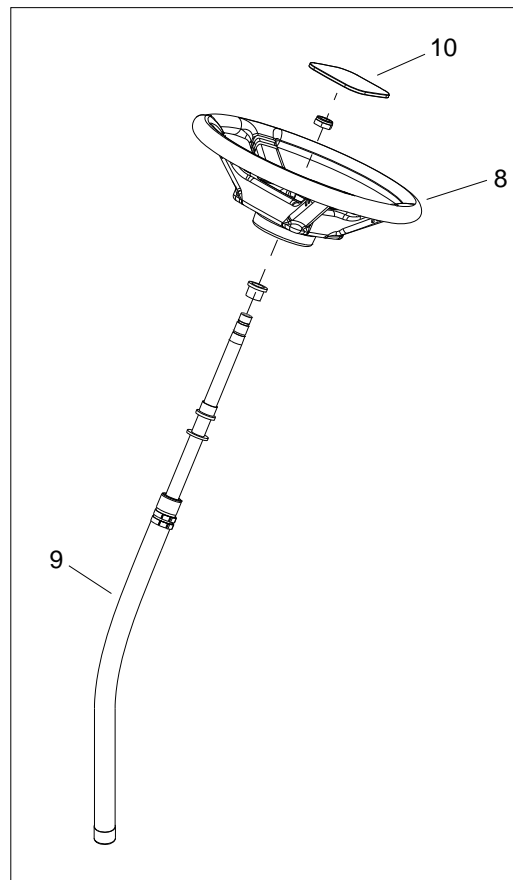
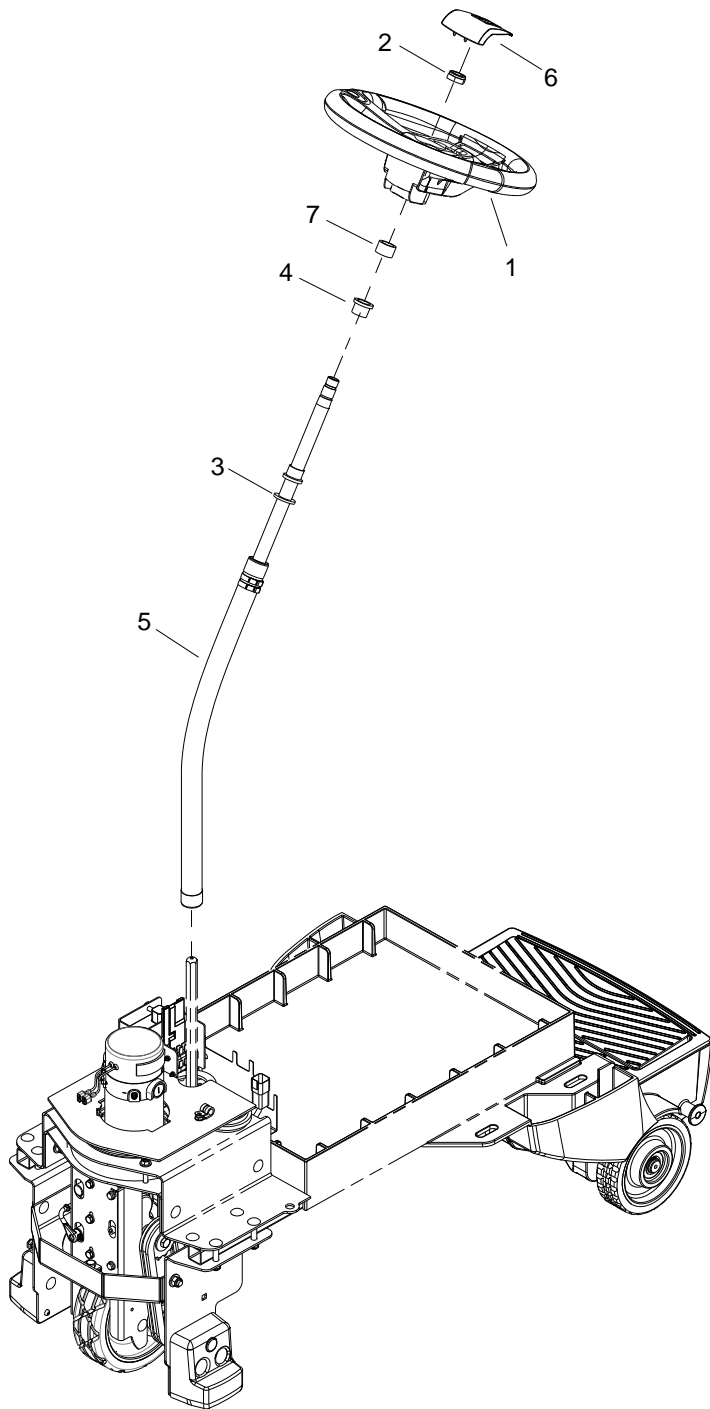


REF	PART NO.	QTY	DESCRIPTION	SERIAL NO. FROM	NOTES
1	86348190	2	NUT, 5/16 PUSH, HAT STYLE, PLTD		
2	86348080	1	BRACKET, CASTER, CYL SQG		
3	86348070	1	BRACKET, LATCH, CYL SQG		
4	86348060	3	PLATE, WEIGHT, CYL SQG		
5	86348050	1	BRACKET, WEIGHT MOUNT		
6	86348040	1	AXLE, CASTER, CYL SQG		
7	86010880	2	WHEEL 1.5OD X .31ID X.75W GRY		
8	86348020	2	BRACKET, DOUBLE SCRUB, CYL SQG		
9	86330990	6	WASHER, 5/16 INT STAR, SS		
10	86329560	4	SCR, M8x1.25x25MM LG, BSHCS, SS		
11	86277130	2	SCR, 5/16-18X1.00 CARRIAGE SS		
12	86271840	2	NUT, 5/16-18 HEX NYLOCK THN SS		
13	86173330	2	WASHER, M5, FLAT, ISO7093, SS		
14	86172950	4	SCR, M5X12, SHCS, ISO4762, SS		
15	55152670	2	WHEEL, BUMPER		
16	63212390	2	STAR GRIP VA Ø50X43		
17	86368590	1	BLADE, SQUEEGEE REAR 34" LINATEX		
18	86024750	2	NUT, M5 HEX NYLOCK, SS		
19	50942310	2	SLEEVE SUCTION BAR IN VA		
20	50319910	1	END PIECE RIGHT		
21	50319900	1	END PIECE LEFT		
22	40353100	1	SUCTION BAR PRE-ASSEMBLED CURVED		
23	86346020	1	VACUUM TUBE, SQUEEGEE		
24	86372270	1	SQUEEGEE ASM. 22SP LINATEX		COMPLETE
25	86349630	2	SCR, SET, M5 X 25MM, ISO4029, CP, SS		
26	86368580	1	BLADE, SQUEEGEE FRONT 30" LINATEX		

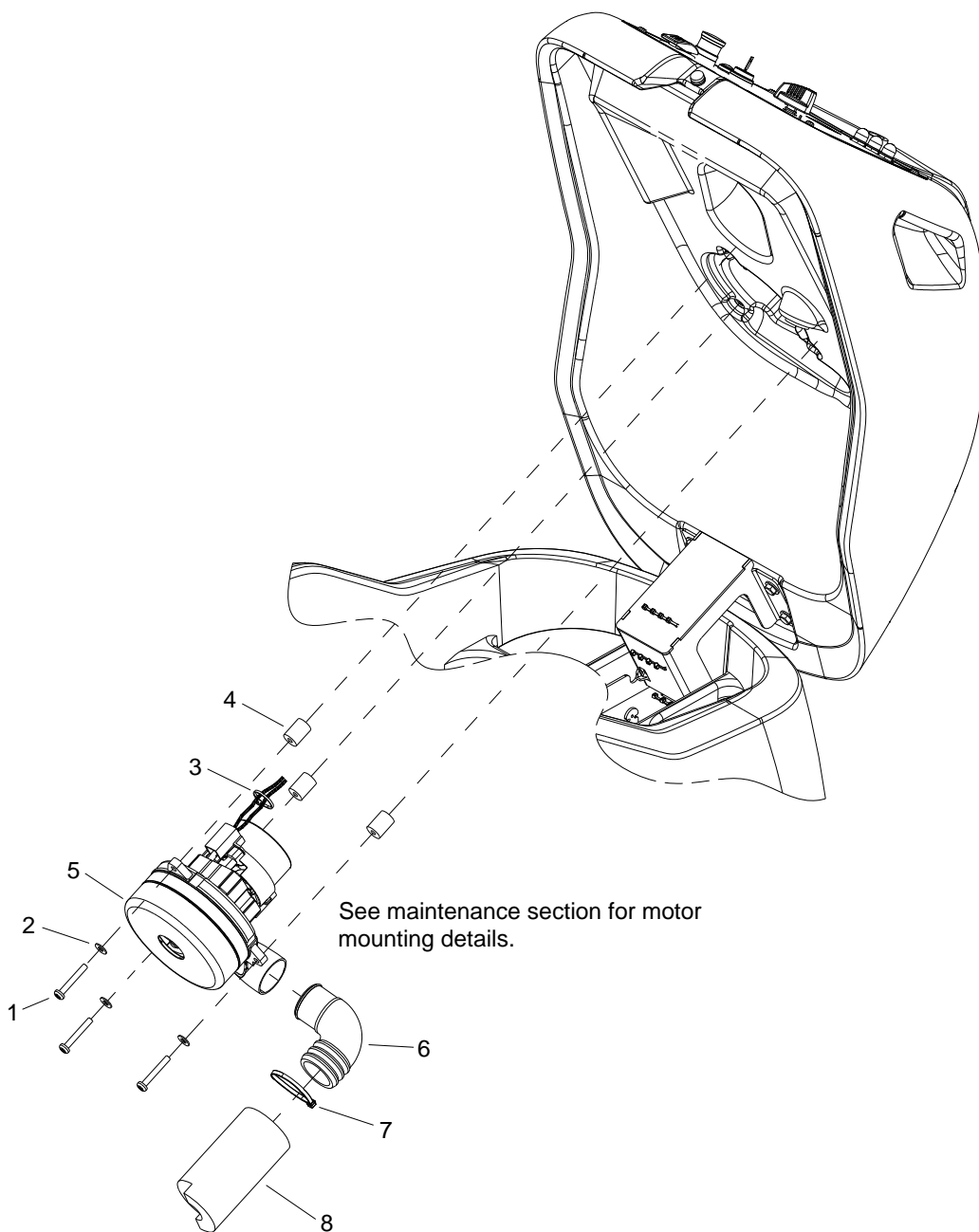
Squeegee Linkage - Cylindrical



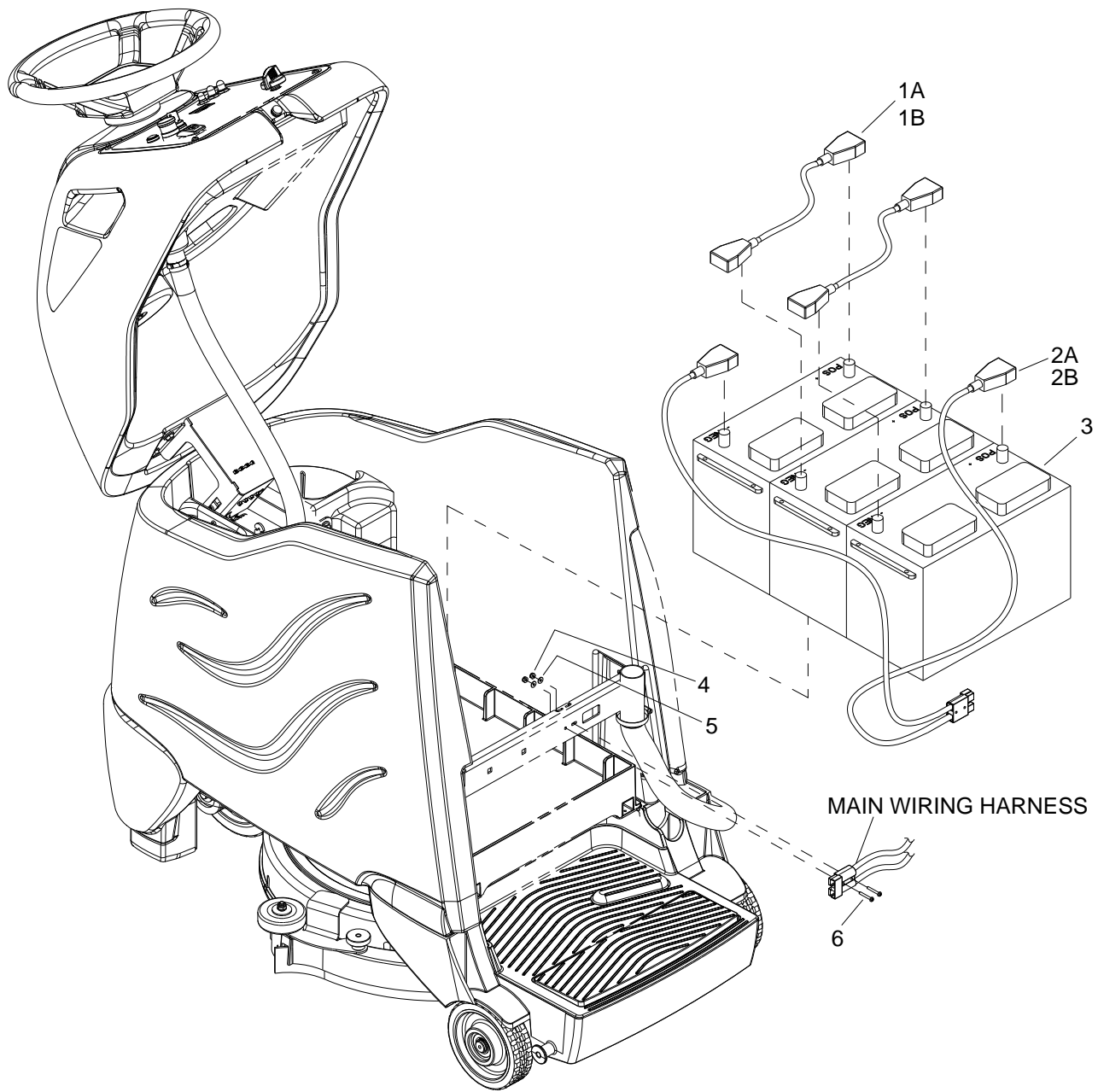
REF	PART NO.	QTY	DESCRIPTION	SERIAL NO FROM	NOTES
1	86347830	1	SPRING, TORSION .048, 180 DEGREE		
2	86346500	1	SHAFT, LATCH, SQUEEGEE		
3	86346480	1	BRACKET, LATCH, SQUEEGEE		
4	86346440	1	BRACKET, SWIVEL MOUNT		
5	86325200	1	BUSHING, 30mm, BRNZ		
6	86319820	1	PIVOT, SQUEEGEE LINKAGE		
7	86279070	2	WASHER, M6 FLAT		
8	86273850	1	SCR, 1/4-20 X 2.00 HHCS SS		
9	86271870	1	NUT, 1/4-20 HEX NYLOCK THIN SS		
10	86271240	2	NUT, CAP, PUSH, .25"		
11	86010630	2	WASHER, 1/4 X 5/8 FLAT SS		
12	86005810	2	NUT, 1/4-20 HEX NYLOCK SS		
13	86367530	1	BRKT, ADJ. SQUEEGEE MOUNT		
14	86327700	2	5/16 X 5/8 LG SHOULDER BOLT, SS		
15	86010630	2	WASHER 1/4 ID X 5/8 OD SS		
16	86271870	2	NUT, 1/4-20 HEX NYLCK THIN SS		
17	86348670	1	WASHER, 1.26ID X 1.70OD X .065 THK		
18	86367600	1	PAD, WEAR, ADJ SQUEEGEE LIFT		
19	86351350	2	WASHER, .260 X .625 X .031, NYL, BLK		
20	86277130	1	SP SCREW 5/16-18X1.00 CARRIAGE SS		
21	86010770	1	WASHER 7/16ID X1DX.08 FLT SS		
22	86279630	1	WASHER, .344IDX1.13ODX.09T PLT		
23	86270830	1	NUT 5/16-18 HEX NYLOCK SS		
24	86367520	1	BRKT, DECK ADJUSTMENT		
25	86372740	-	SQUEEGEE LINKAGE ASSEMBLY		



REF	PART NO.	QTY	DESCRIPTION	SERIAL NO. FROM	NOTES
1	64357990	1	STEERING WHEEL		
2	86271610	1	NUT 5/8-18 HEX NYLOCK THN		
3	86279420	1	WASHER,.75IDX1.25ODX.125THK NY		
4	86228790	2	BEARING FLANGE .88ODX.75IDX.75		
5	86339330		SHAFT, STEERING ASM		
6	66403530	1	CAP STEERING WHEEL KARCHER		
7	86333950	1	BEARING, .75ID X 1.0OD X .63		
8	86259610	1	WHEEL STEERING 40 SPLINE HUB		
9	86339320	1	SHAFT, STEERING KIT CS20		
10	86234810	1	COVER, STEERING WHEEL		

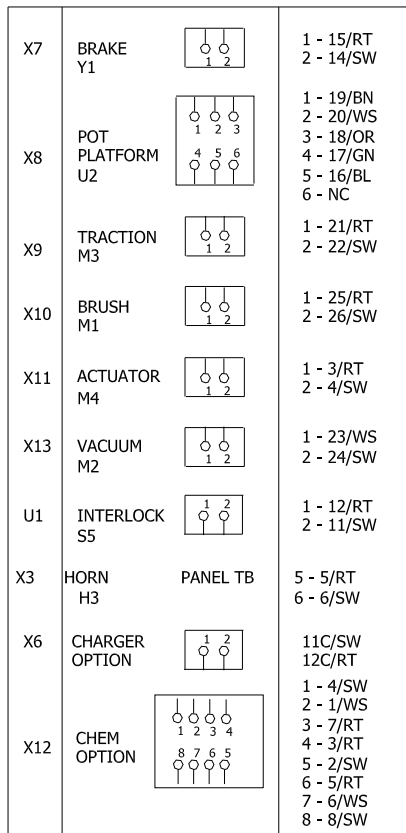


REF	PART NO.	QTY	DESCRIPTION	SERIAL NO. FROM	NOTES
1	86273920	3	SCREW, 1/4-20 X 1.75 PPHMS SS		
2	86010630	3	WASHER 1/4 ID X 5/8 OD SS		
3	86264930	1	CABLE TIE, 3.5" UL/CSA		
4	86327500	3	MOUNT, VIBRATION		
5	86012210	1	VAC MOTOR, 36VDC 2ST TD		
-	86135310	1	BRUSH SET, 24/36V VAC, WINDSOR		
6	86217750	1	ELBOW, VAC MUFFLER 90 DEG		DELUXE ONLY
7	86264940	1	CABLE TIE, 11.38" UL/CSA		DELUXE ONLY
8	86222220	1	MUFFLER, VACUUM FOAM 172		DELUXE ONLY

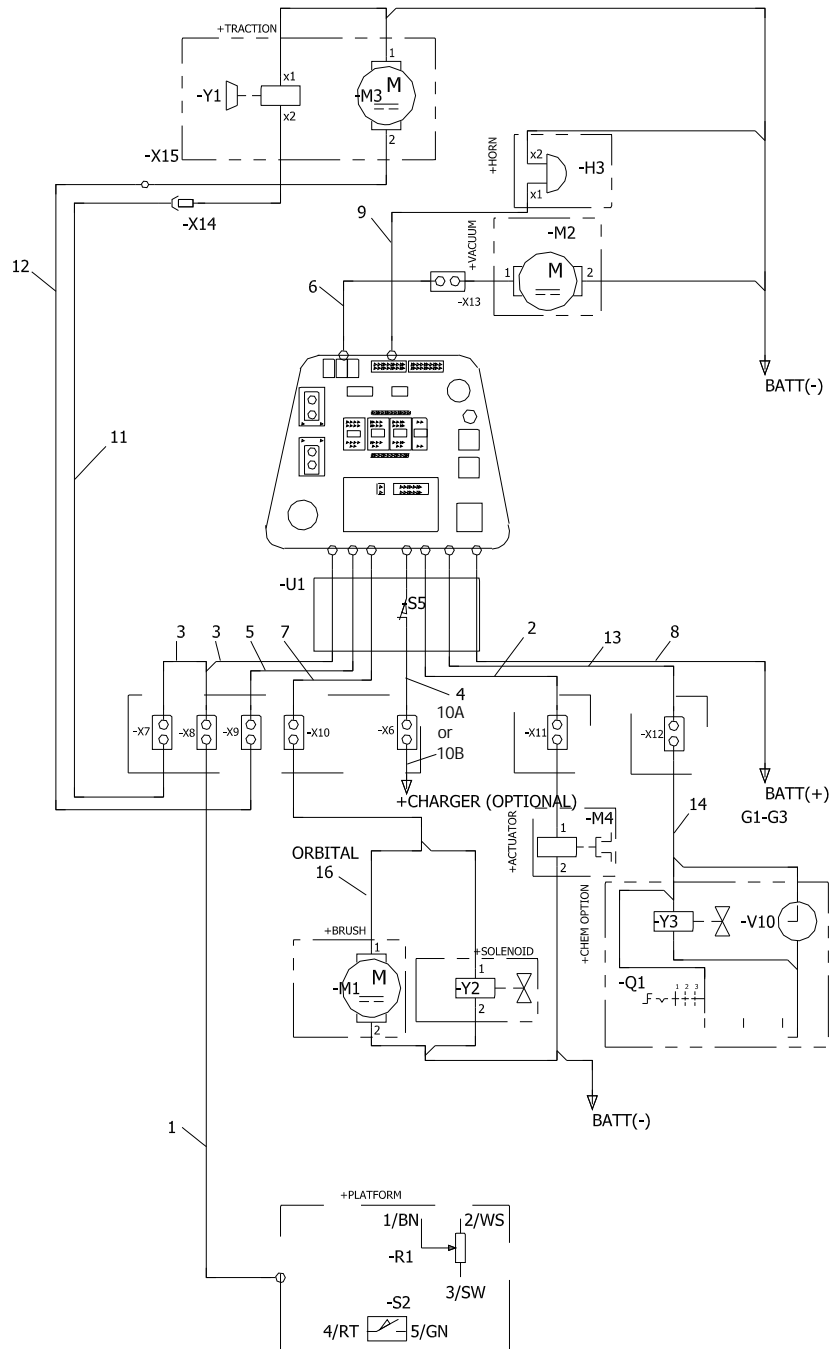


REF	PART NO.	QTY	DESCRIPTION	SERIAL NO. FROM	NOTES
1A	86329720	2	BATT, CBL, ASM, JUMPER		
1B	86334280	2	CBL, 6GA 5/16" RING 15"		NOT SHOWN
2A	86329710	1	BATT,CBL,ASM,W/ANDERSON		
2B	86334270	1	CBL, BATT RING W/ANDERSON		NOT SHOWN
3	86228400	3	BATTERY, 12V, 130AH		
-	86328630	3	BATTERY, 12V 114A/H AGM		NOT SHOWN
4	86270920	2	SP NUT, 6-32 HEX NYLOCK SS		
5	86279450	2	WASHER, #6 FLAT SAE PLTD		
6	86274710	2	SCR, 6-32 X 1.0 PPHMS		
-	86271910	6	NUT, 5/16-18 FLEXLOCK		NOT SHOWN
-	86006560	6	SCREW 5/16-18 X 1 HHCS SS NP		NOT SHOWN

Wiring Diagram 1



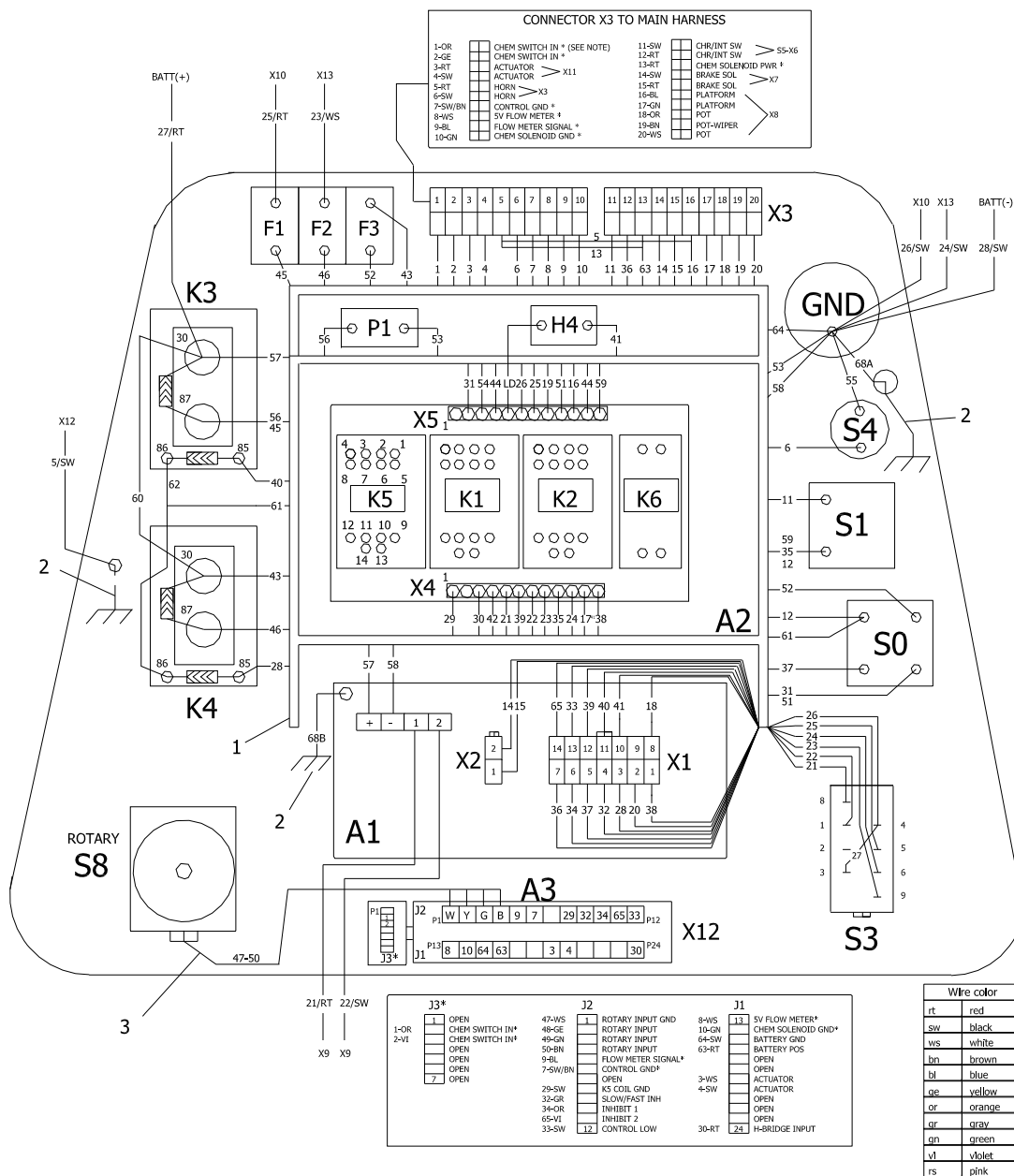
WIRE COLOR	
rt	red
sw	black
ws	white
bn	brown
bl	blue
ge	yellow
or	orange
gr	gray
gn	green
vi	violet
rs	plnk



REF	PART NO.	QTY	DESCRIPTION	SERIAL NO. FROM	NOTES
1	86356360	1	HARNESS, IGLOSS20 OPERATOR PLATFORM		
2	86344450	1	HARNESS, MAIN ACTUATOR		
3	86333110	1	HARNESS, CS20 MAIN POT AND BRAKE		
4	86333120		HARNESS, CS20 MAINCHARGER		
5	86333130	1	HARNESS, CS20 MAIN TRACTION		
6	86333140	1	HARNESS, CS20 MAIN VACUUM		
7	86333150	1	HARNESS, CS20 MAIN BRUSH		
8	86333160	1	HARNESS, CS20 MAIN POWER		
9	86333170	1	HARNESS, CS20 MAIN HORN		
10A	86333180	1	JUMPER, CHARGER INHIBIT		
10B	86332680	1	HARNESS, CHARGER JUMPER		OPTIONAL ON-BOARD CHARGER
11	86412060	1	HARNESS, LOWER BRAKE	(4*)	
-	86362990	1	HARNESS, LOWER BRAKE		
12	86412050	1	HARNESS, LOWER TRACTION	(4*)	
-	86365410	1	HARNESS, LOWER TRACTION		
13	86390840	1	HARNESS, LOWER, CHEMICAL METERING		FOR MODELS: 10061700, 10061710, 10061720, 10061730
14	86390830	1	HARNESS, UPPER, CHEMICAL METERING		FOR MODELS: 10061700, 10061710, 10061720, 10061730
15	86390770	1	HARNESS, PANEL, CHEMICAL METERING		FOR MODELS: 10061700, 10061710, 10061720, 10061730
16	86394800	1	HARNESS, BRUSH/SOLENIOD		FOR MODELS: 10061810, 10061820, 10061830, 10061840

*See Serial Number page.

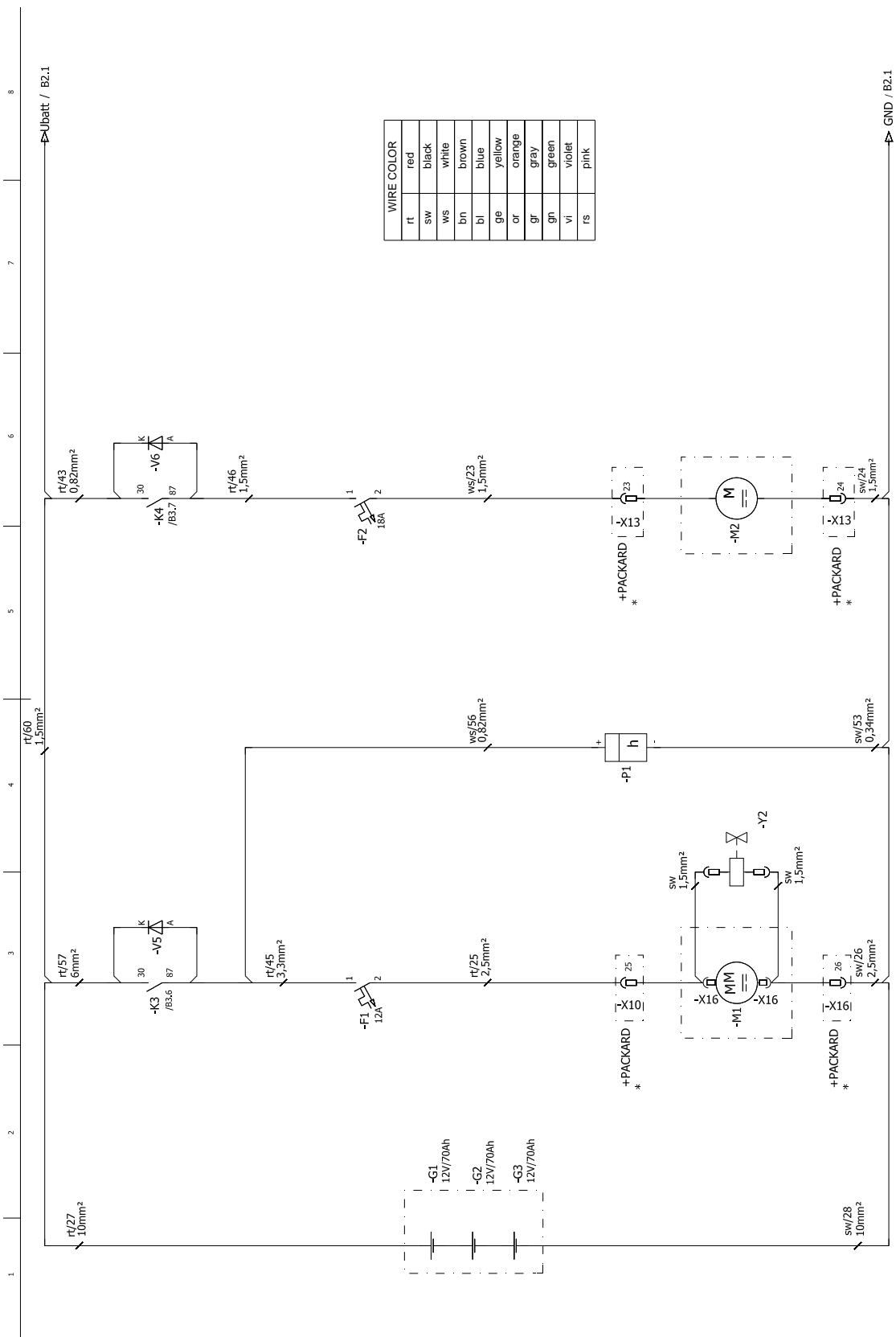
Wiring Diagram 2



REF	PART NO.	QTY	DESCRIPTION	SERIAL NO. FROM	NOTES
1	86375460	1	HARNESS, PANEL CS20, DQ		
2	86352310	1	HARNESS, I-DRIVE GND		
3	86354380	1	HARNESS, ROTARY SWITCH		

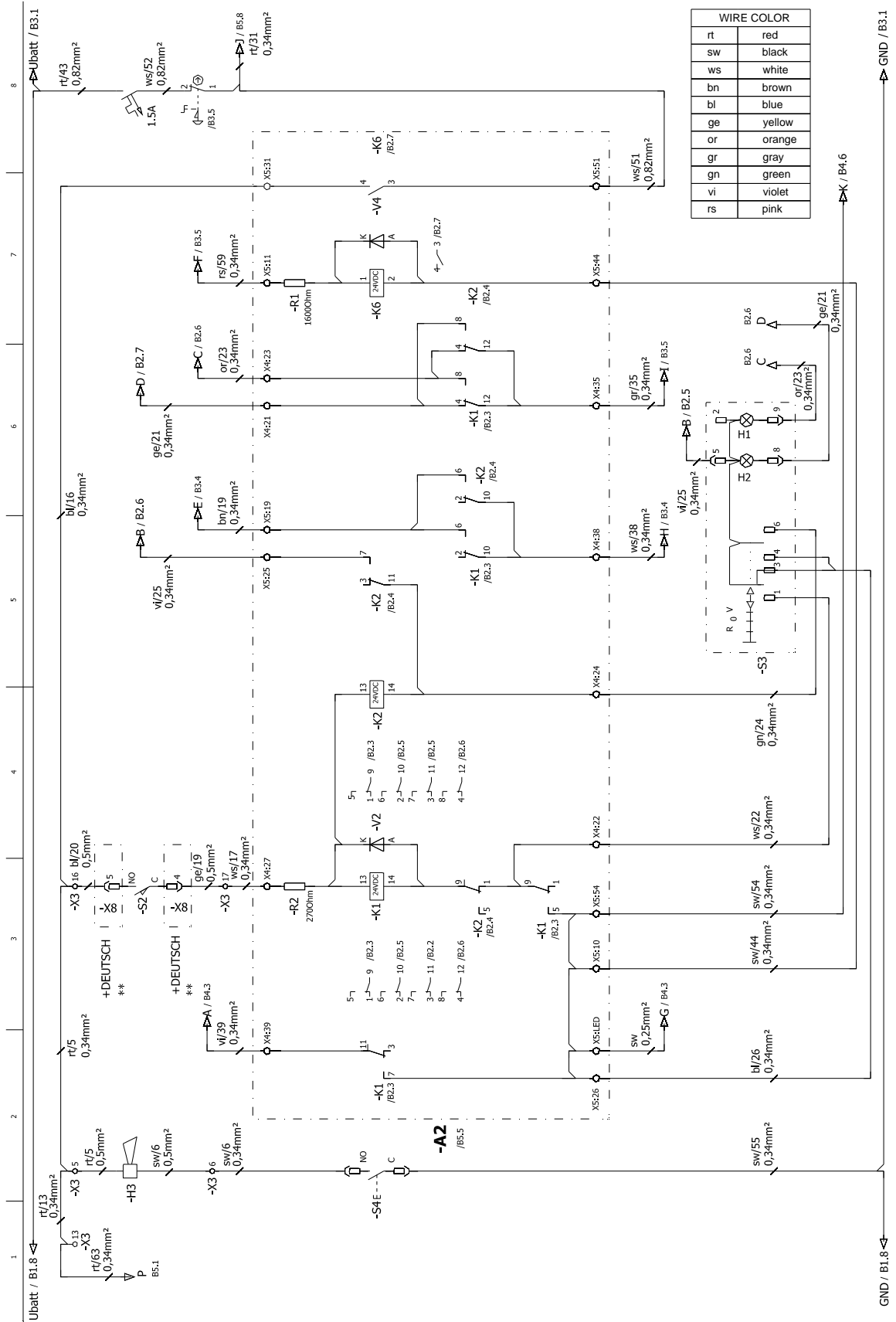
REF	DESCRIPTION
A1	DRIVE CONTROL
A2	RELAY BOARD
A3	PROCESSOR
F1	CIRCUIT BREAKER-BRUSH
F2	CIRCUIT BREAKER-VACUUM MOTOR
F3	CIRCUIT BREAKER-DRIVE CONTROL
G1-G3	BATTERY 12V/70Ah
H1	SIGNAL LAMPS REVERSE DIRECTION
H2	SIGNAL LAMPS DIRECTION FORWARD
H3	HORN
H4	LED-BATT.
K1	RELAYS-REVERSE DIRECTION
K2	RELAYS DIRECTION FORWARD
K3	RELAYS BRUSH MOTOR
K4	RELAYS VACUUM MOTOR
K5	REALYS ACTUATOR
K6	RELAYS MAIN
M1	BRUSH MOTOR
M2	VACUUM MOTOR
M3	TRACTION MOTOR
M4	LINEAR ACTUATOR MOTOR BRUSH / SQUEEGEE
S0	EMERGENCY SWITCH
S1	KEYSWITCH
S2	MICROSWITCH-PLATFORM
S3	BUTTON REVERSE FORWARD
S4	HORN BUTTON
S5	MICROSWITCH-COVER
S8	PROGRAM SWITCH
S11	CHARGER
S-UP / S-DOWN	MICROSWITCH
P1	HOURS METER
V1-V2-V3-V4-V5-V6-V7-V8-V9	DIODE
V-UP & V-DOWN	DIODE-MOTOR M4
X0-X1-X2-X3-X4-X5-X12	TERMINAL BLOCK
X6-X7-X8-X11	DEUTSCH CONNECTOR
X9-X10-X13-X16	PACKARD CONNECTOR
X14	FASTON TERMINALS
X15	RING TERMINAL
Y1	BRAKE
Y2	ELECTOVALVE WATER

Wiring Diagram 3



REF	DESCRIPTION
A1	DRIVE CONTROL
A2	RELAY BOARD
A3	PROCESSOR
F1	CIRCUIT BREAKER-BRUSH
F2	CIRCUIT BREAKER-VACUUM MOTOR
F3	CIRCUIT BREAKER-DRIVE CONTROL
G1-G3	BATTERY 12V/70Ah
H1	SIGNAL LAMPS REVERSE DIRECTION
H2	SIGNAL LAMPS DIRECTION FORWARD
H3	HORN
H4	LED-BATT.
K1	RELAYS-REVERSE DIRECTION
K2	RELAYS DIRECTION FORWARD
K3	RELAYS BRUSH MOTOR
K4	RELAYS VACUUM MOTOR
K5	REALYS ACTUATOR
K6	RELAYS MAIN
M1	BRUSH MOTOR
M2	VACUUM MOTOR
M3	TRACTION MOTOR
M4	LINEAR ACTUATOR MOTOR BRUSH / SQUEEGEE
S0	EMERGENCY SWITCH
S1	KEYSWITCH
S2	MICROSWITCH-PLATFORM
S3	BUTTON REVERSE FORWARD
S4	HORN BUTTON
S5	MICROSWITCH-COVER
S8	PROGRAM SWITCH
S11	CHARGER
S-UP / S-DOWN	MICROSWITCH
P1	HOURS METER
V1-V2-V3-V4-V5-V6-V7-V8-V9	DIODE
V-UP & V-DOWN	DIODE-MOTOR M4
X0-X1-X2-X3-X4-X5-X12	TERMINAL BLOCK
X6-X7-X8-X11	DEUTSCH CONNECTOR
X9-X10-X13-X16	PACKARD CONNECTOR
X14	FASTON TERMINALS
X15	RING TERMINAL
Y1	BRAKE
Y2	ELECTOVALVE WATER

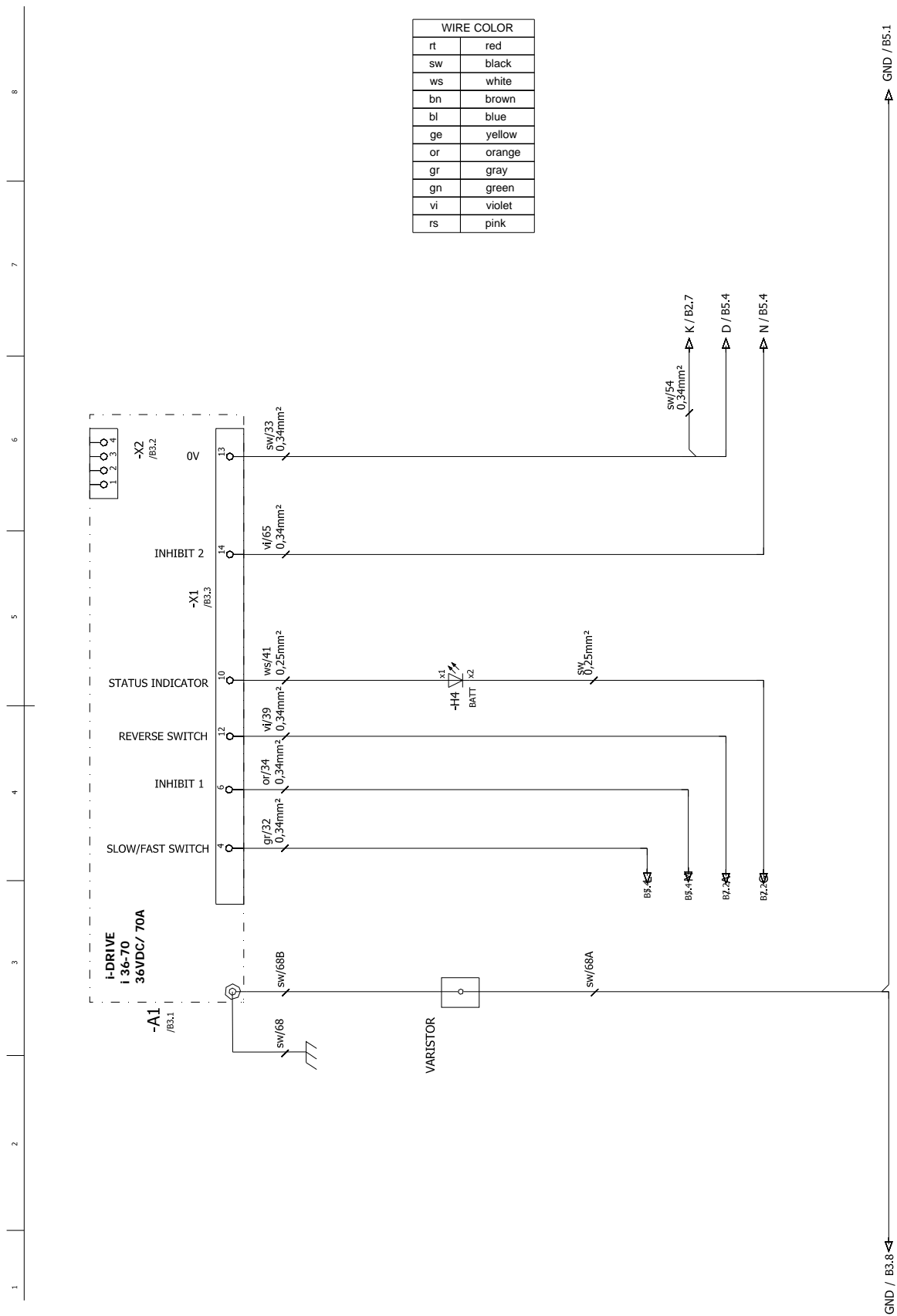
Wiring Diagram 4



REF	DESCRIPTION
A1	DRIVE CONTROL
A2	RELAY BOARD
A3	PROCESSOR
F1	CIRCUIT BREAKER-BRUSH
F2	CIRCUIT BREAKER-VACUUM MOTOR
F3	CIRCUIT BREAKER-DRIVE CONTROL
G1-G3	BATTERY 12V/70Ah
H1	SIGNAL LAMPS REVERSE DIRECTION
H2	SIGNAL LAMPS DIRECTION FORWARD
H3	HORN
H4	LED-BATT.
K1	RELAYS-REVERSE DIRECTION
K2	RELAYS DIRECTION FORWARD
K3	RELAYS BRUSH MOTOR
K4	RELAYS VACUUM MOTOR
K5	REALYS ACTUATOR
K6	RELAYS MAIN
M1	BRUSH MOTOR
M2	VACUUM MOTOR
M3	TRACTION MOTOR
M4	LINEAR ACTUATOR MOTOR BRUSH / SQUEEGEE
S0	EMERGENCY SWITCH
S1	KEYSWITCH
S2	MICROSWITCH-PLATFORM
S3	BUTTON REVERSE FORWARD
S4	HORN BUTTON
S5	MICROSWITCH-COVER
S8	PROGRAM SWITCH
S11	CHARGER
S-UP / S-DOWN	MICROSWITCH
P1	HOURS METER
V1-V2-V3-V4-V5-V6-V7-V8-V9	DIODE
V-UP & V-DOWN	DIODE-MOTOR M4
X0-X1-X2-X3-X4-X5-X12	TERMINAL BLOCK
X6-X7-X8-X11	DEUTSCH CONNECTOR
X9-X10-X13-X16	PACKARD CONNECTOR
X14	FASTON TERMINALS
X15	RING TERMINAL
Y1	BRAKE
Y2	ELECTOVALVE WATER

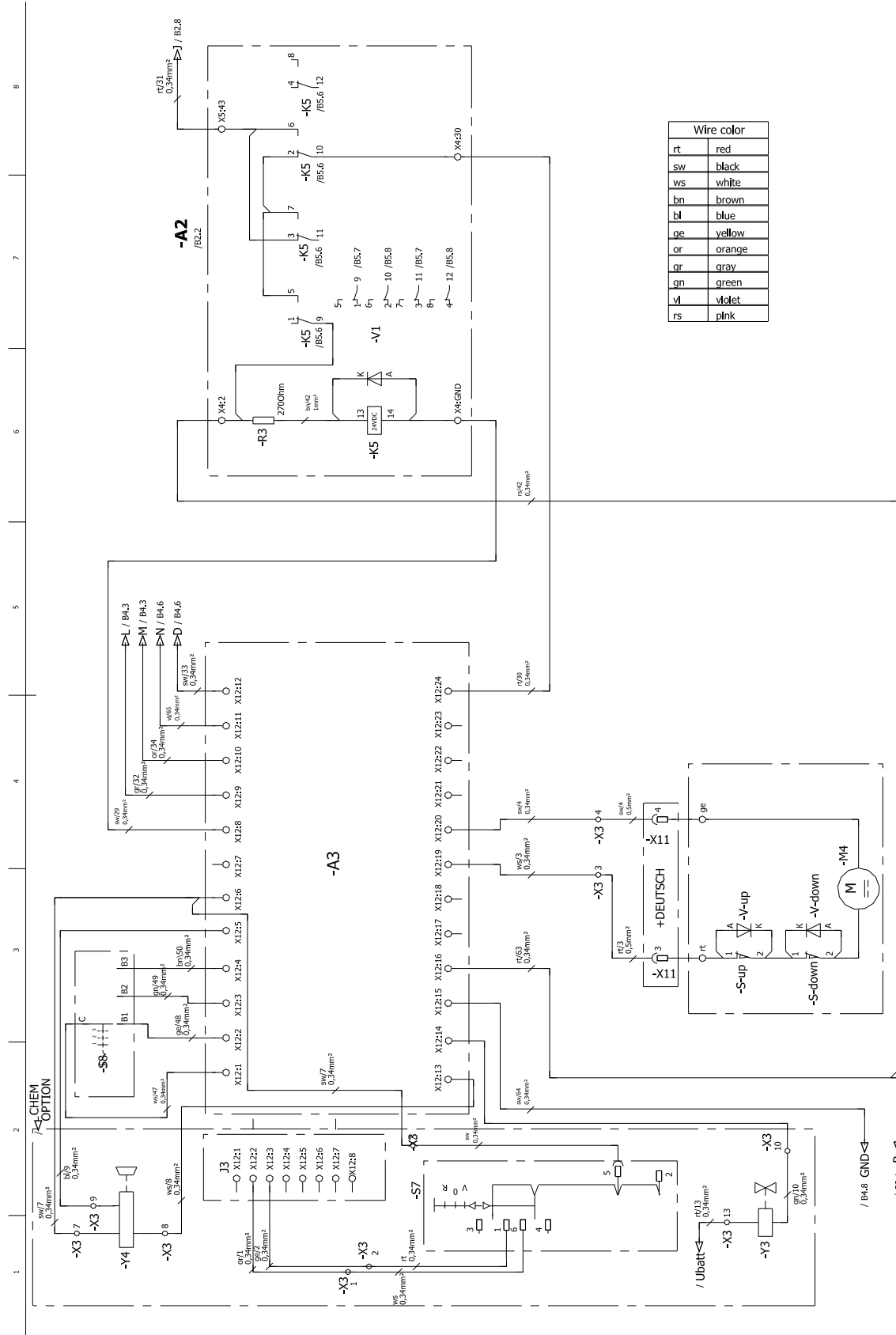
REF	DESCRIPTION
A1	DRIVE CONTROL
A2	RELAY BOARD
A3	PROCESSOR
F1	CIRCUIT BREAKER-BRUSH
F2	CIRCUIT BREAKER-VACUUM MOTOR
F3	CIRCUIT BREAKER-DRIVE CONTROL
G1-G3	BATTERY 12V/70Ah
H1	SIGNAL LAMPS REVERSE DIRECTION
H2	SIGNAL LAMPS DIRECTION FORWARD
H3	HORN
H4	LED-BATT.
K1	RELAYS-REVERSE DIRECTION
K2	RELAYS DIRECTION FORWARD
K3	RELAYS BRUSH MOTOR
K4	RELAYS VACUUM MOTOR
K5	REALYS ACTUATOR
K6	RELAYS MAIN
M1	BRUSH MOTOR
M2	VACUUM MOTOR
M3	TRACTION MOTOR
M4	LINEAR ACTUATOR MOTOR BRUSH / SQUEEGEE
S0	EMERGENCY SWITCH
S1	KEYSWITCH
S2	MICROSWITCH-PLATFORM
S3	BUTTON REVERSE FORWARD
S4	HORN BUTTON
S5	MICROSWITCH-COVER
S8	PROGRAM SWITCH
S11	CHARGER
S-UP / S-DOWN	MICROSWITCH
P1	HOURS METER
V1-V2-V3-V4-V5-V6-V7-V8-V9	DIODE
V-UP & V-DOWN	DIODE-MOTOR M4
X0-X1-X2-X3-X4-X5-X12	TERMINAL BLOCK
X6-X7-X8-X11	DEUTSCH CONNECTOR
X9-X10-X13-X16	PACKARD CONNECTOR
X14	FASTON TERMINALS
X15	RING TERMINAL
Y1	BRAKE
Y2	ELECTOVALVE WATER

Wiring Diagram 6



REF	DESCRIPTION
A1	DRIVE CONTROL
A2	RELAY BOARD
A3	PROCESSOR
F1	CIRCUIT BREAKER-BRUSH
F2	CIRCUIT BREAKER-VACUUM MOTOR
F3	CIRCUIT BREAKER-DRIVE CONTROL
G1-G3	BATTERY 12V/70Ah
H1	SIGNAL LAMPS REVERSE DIRECTION
H2	SIGNAL LAMPS DIRECTION FORWARD
H3	HORN
H4	LED-BATT.
K1	RELAYS-REVERSE DIRECTION
K2	RELAYS DIRECTION FORWARD
K3	RELAYS BRUSH MOTOR
K4	RELAYS VACUUM MOTOR
K5	REALYS ACTUATOR
K6	RELAYS MAIN
M1	BRUSH MOTOR
M2	VACUUM MOTOR
M3	TRACTION MOTOR
M4	LINEAR ACTUATOR MOTOR BRUSH / SQUEEGEE
S0	EMERGENCY SWITCH
S1	KEYSWITCH
S2	MICROSWITCH-PLATFORM
S3	BUTTON REVERSE FORWARD
S4	HORN BUTTON
S5	MICROSWITCH-COVER
S8	PROGRAM SWITCH
S11	CHARGER
S-UP / S-DOWN	MICROSWITCH
P1	HOURS METER
V1-V2-V3-V4-V5-V6-V7-V8-V9	DIODE
V-UP & V-DOWN	DIODE-MOTOR M4
X0-X1-X2-X3-X4-X5-X12	TERMINAL BLOCK
X6-X7-X8-X11	DEUTSCH CONNECTOR
X9-X10-X13-X16	PACKARD CONNECTOR
X14	FASTON TERMINALS
X15	RING TERMINAL
Y1	BRAKE
Y2	ELECTOVALVE WATER

Wiring Diagram 7

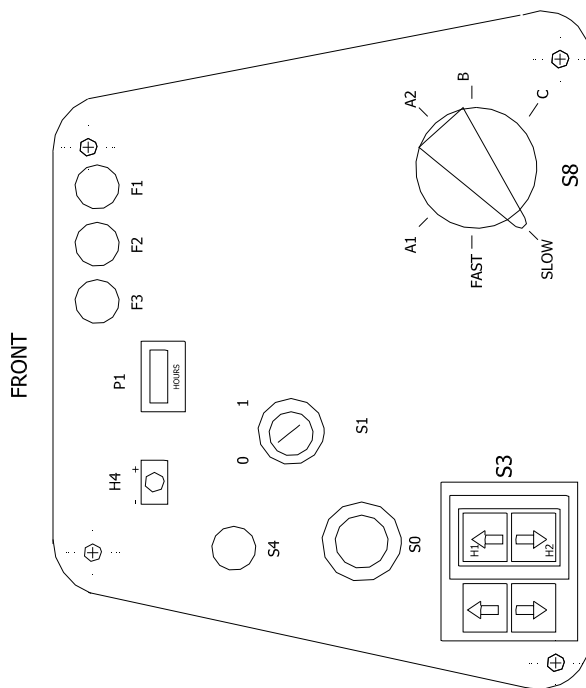
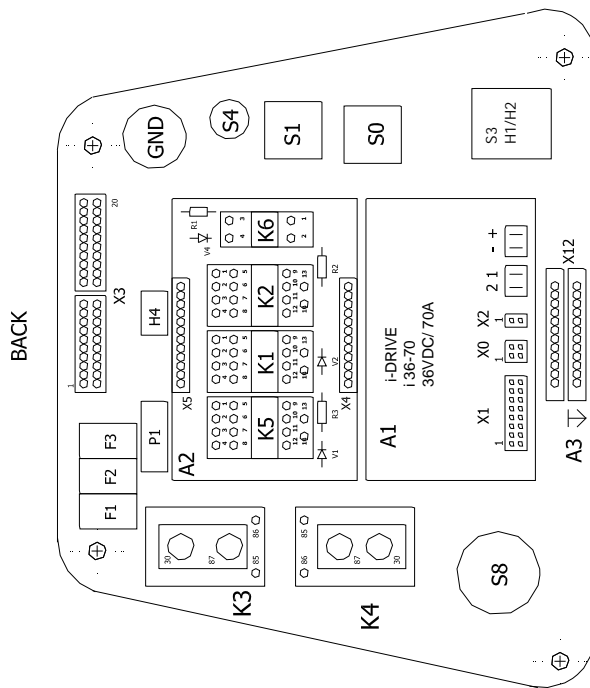
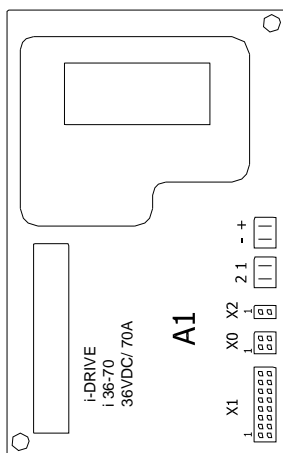


REF	DESCRIPTION
A1	DRIVE CONTROL
A2	RELAY BOARD
A3	PROCESSOR
F1	CIRCUIT BREAKER-BRUSH
F2	CIRCUIT BREAKER-VACUUM MOTOR
F3	CIRCUIT BREAKER-DRIVE CONTROL
G1-G3	BATTERY 12V/70Ah
H1	SIGNAL LAMPS REVERSE DIRECTION
H2	SIGNAL LAMPS DIRECTION FORWARD
H3	HORN
H4	LED-BATT.
K1	RELAYS-REVERSE DIRECTION
K2	RELAYS DIRECTION FORWARD
K3	RELAYS BRUSH MOTOR
K4	RELAYS VACUUM MOTOR
K5	REALYS ACTUATOR
K6	RELAYS MAIN
M1	BRUSH MOTOR
M2	VACUUM MOTOR
M3	TRACTION MOTOR
M4	LINEAR ACTUATOR MOTOR BRUSH / SQUEEGEE
S0	EMERGENCY SWITCH
S1	KEYSWITCH
S2	MICROSWITCH-PLATFORM
S3	BUTTON REVERSE FORWARD
S4	HORN BUTTON
S5	MICROSWITCH-COVER
S8	PROGRAM SWITCH
S11	CHARGER
S-UP / S-DOWN	MICROSWITCH
P1	HOURS METER
V1-V2-V3-V4-V5-V6-V7-V8-V9	DIODE
V-UP & V-DOWN	DIODE-MOTOR M4
X0-X1-X2-X3-X4-X5-X12	TERMINAL BLOCK
** X6-X7-X8-X11	DEUTSCH CONNECTOR
* X9-X10-X13-X16	PACKARD CONNECTOR
X14	FASTON TERMINALS
X15	RING TERMINAL
Y1	BRAKE
Y2	ELECTOVALVE WATER

Wiring Diagram 8



WIRE COLOR	
rt	red
sw	black
ws	white
bn	brown
bl	blue
ge	yellow
or	orange
gr	gray
gn	green
vi	violet
rs	pink

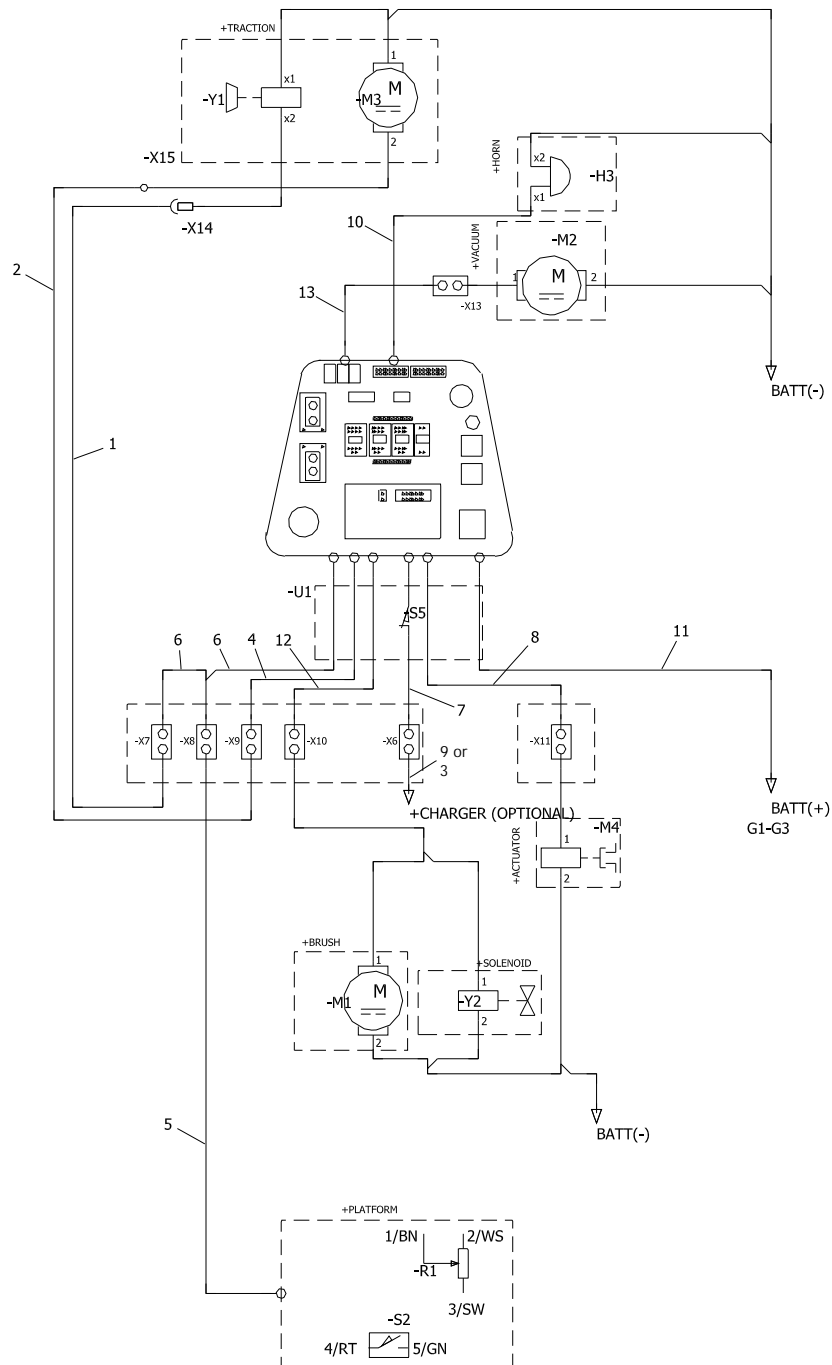


REF	DESCRIPTION
A1	DRIVE CONTROL
A2	RELAY BOARD
A3	PROCESSOR
F1	CIRCUIT BREAKER-BRUSH
F2	CIRCUIT BREAKER-VACUUM MOTOR
F3	CIRCUIT BREAKER-DRIVE CONTROL
G1-G3	BATTERY 12V/70Ah
H1	SIGNAL LAMPS REVERSE DIRECTION
H2	SIGNAL LAMPS DIRECTION FORWARD
H3	HORN
H4	LED-BATT.
K1	RELAYS-REVERSE DIRECTION
K2	RELAYS DIRECTION FORWARD
K3	RELAYS BRUSH MOTOR
K4	RELAYS VACUUM MOTOR
K5	REALYS ACTUATOR
K6	RELAYS MAIN
M1	BRUSH MOTOR
M2	VACUUM MOTOR
M3	TRACTION MOTOR
M4	LINEAR ACTUATOR MOTOR BRUSH / SQUEEGEE
S0	EMERGENCY SWITCH
S1	KEYSWITCH
S2	MICROSWITCH-PLATFORM
S3	BUTTON REVERSE FORWARD
S4	HORN BUTTON
S5	MICROSWITCH-COVER
S8	PROGRAM SWITCH
S11	CHARGER
S-UP / S-DOWN	MICROSWITCH
P1	HOURS METER
V1-V2-V3-V4-V5-V6-V7-V8-V9	DIODE
V-UP & V-DOWN	DIODE-MOTOR M4
X0-X1-X2-X3-X4-X5-X12	TERMINAL BLOCK
** X6-X7-X8-X11	DEUTSCH CONNECTOR
* X9-X10-X13-X16	PACKARD CONNECTOR
X14	FASTON TERMINALS
X15	RING TERMINAL
Y1	BRAKE
Y2	ELECTOVALVE WATER

Wiring Diagram 1 (10061820 & 10061840)

X7	BRAKE Y1		1 - 15/RT 2 - 14/SW
X8	POT PLATFORM U2		1 - 19/BN 2 - 20/WS 3 - 18/OR 4 - 17/GN 5 - 16/BL 6 - NC
X9	TRACTION M3		1 - 21/RT 2 - 22/SW
X10	BRUSH M1		1 - 25/RT 2 - 26/SW
X11	ACTUATOR M4		1 - 3/RT 2 - 4/SW
X13	VACUUM M2		1 - 23/WS 2 - 24/SW
U1	INTERLOCK S5		1 - 12/RT 2 - 11/SW
X3	HORN H3	PANEL TB	5 - 5/RT 6 - 6/SW
X6	CHARGER OPTION		11C/SW 12C/RT

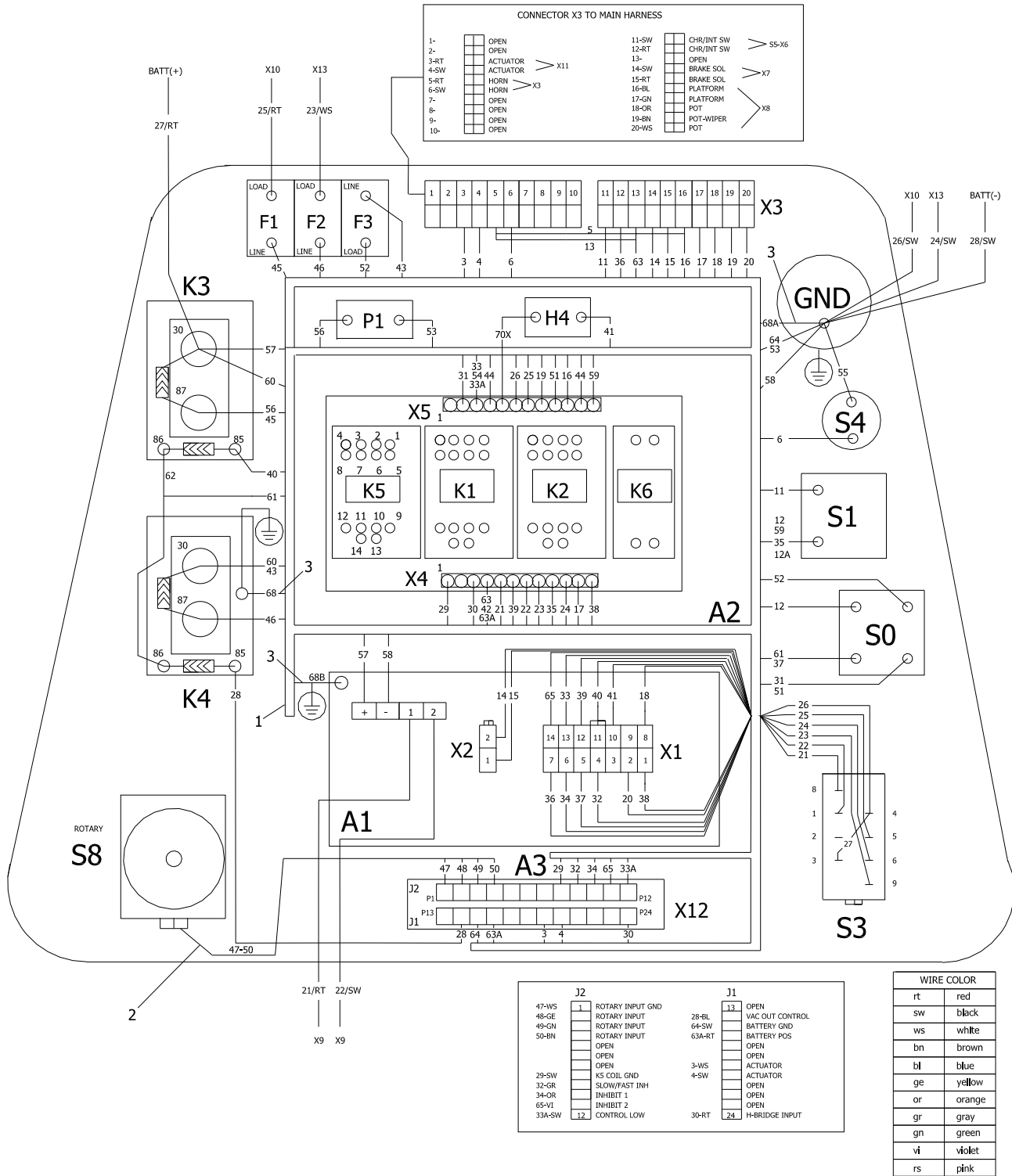
WIRE COLOR	
rt	red
sw	black
ws	white
bn	brown
bl	blue
ge	yellow
or	orange
gr	gray
gn	green
vi	violet
rs	plnk



REF	PART NO.	QTY	DESCRIPTION	SERIAL NO. FROM	NOTES
1	86412060	1	HARNESS, LOWER, BRAKE		
2	86412050	1	HARNESS, LOWER, TRACTION		
3	86332680	1	HARNESS, CHARGER JUMPER		
4	86333130	1	HARNESS, CS20 MAIN TRACTION		
5	86356360	1	HARNESS, IGLOSS20 OPERATOR PLATFORM		
6	86333110	1	HARNESS, CS20 MAIN POT AND BRAKE		
7	86333120	1	HARNESS, CS20 MAINCHARGER		
8	86344450	1	HARNESS, MAIN ACTUATOR		
9	86333180	1	JUMPER, CHARGER INHIBIT		
10	86333170	1	HARNESS, CS20 MAIN HORN		
11	86333160	1	HARNESS, CS20 MAIN POWER		
12	86333150	1	HARNESS, CS20 MAIN BRUSH		
13	86333140	1	HARNESS, CS20 MAIN VACUUM		

*See Serial Number page.

Wiring Diagram 2 (10061820 & 10061840)

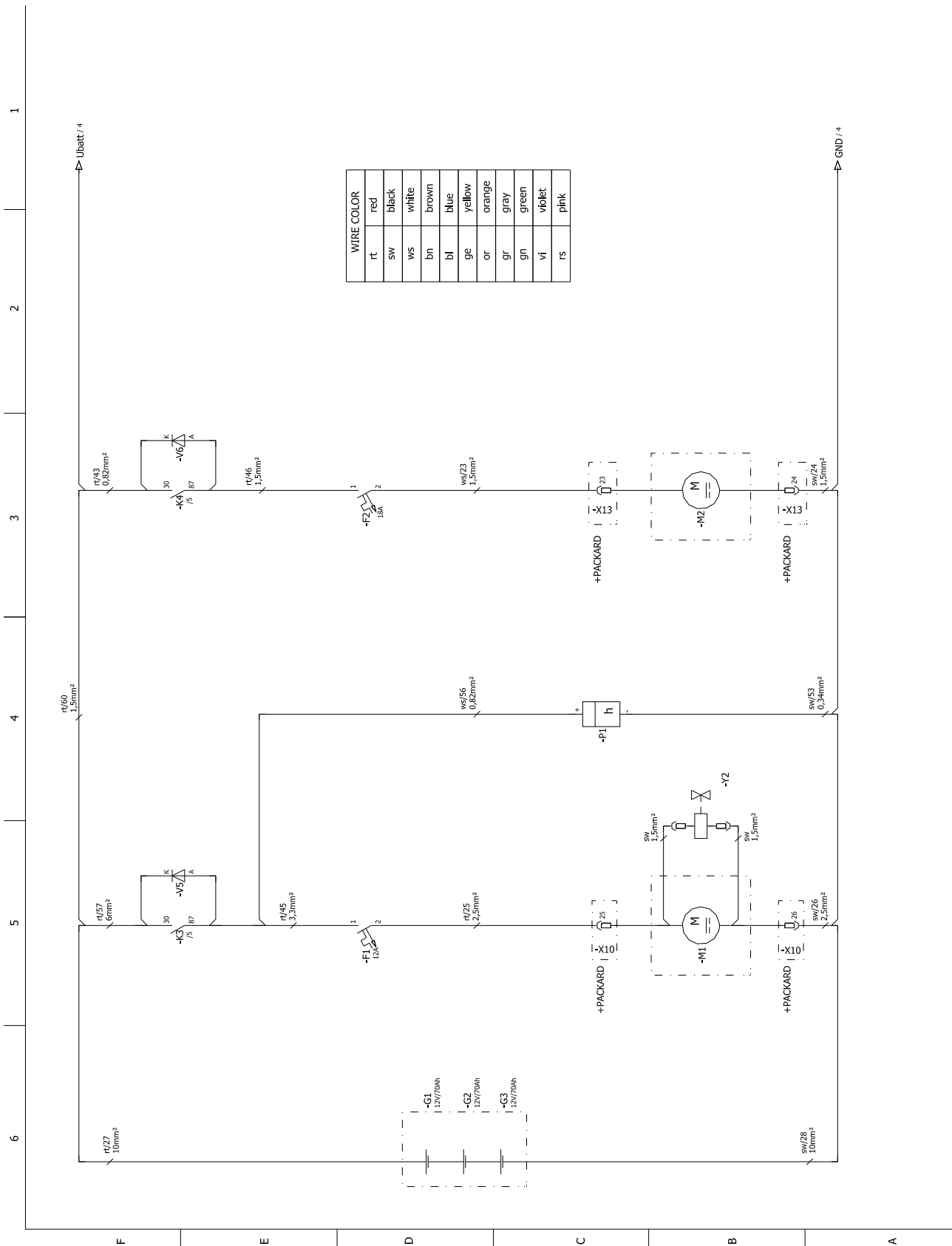


REF	PART NO.	QTY	DESCRIPTION	SERIAL NO. FROM	NOTES
1	86387700	1	HARNESS, PANEL, CSXB20	(6*)	
2	86354380	1	HARNESS, ROTARY SWITCH		
3	86352310	1	HARNESS, I-DRIVE GND		

*See Serial Number page.

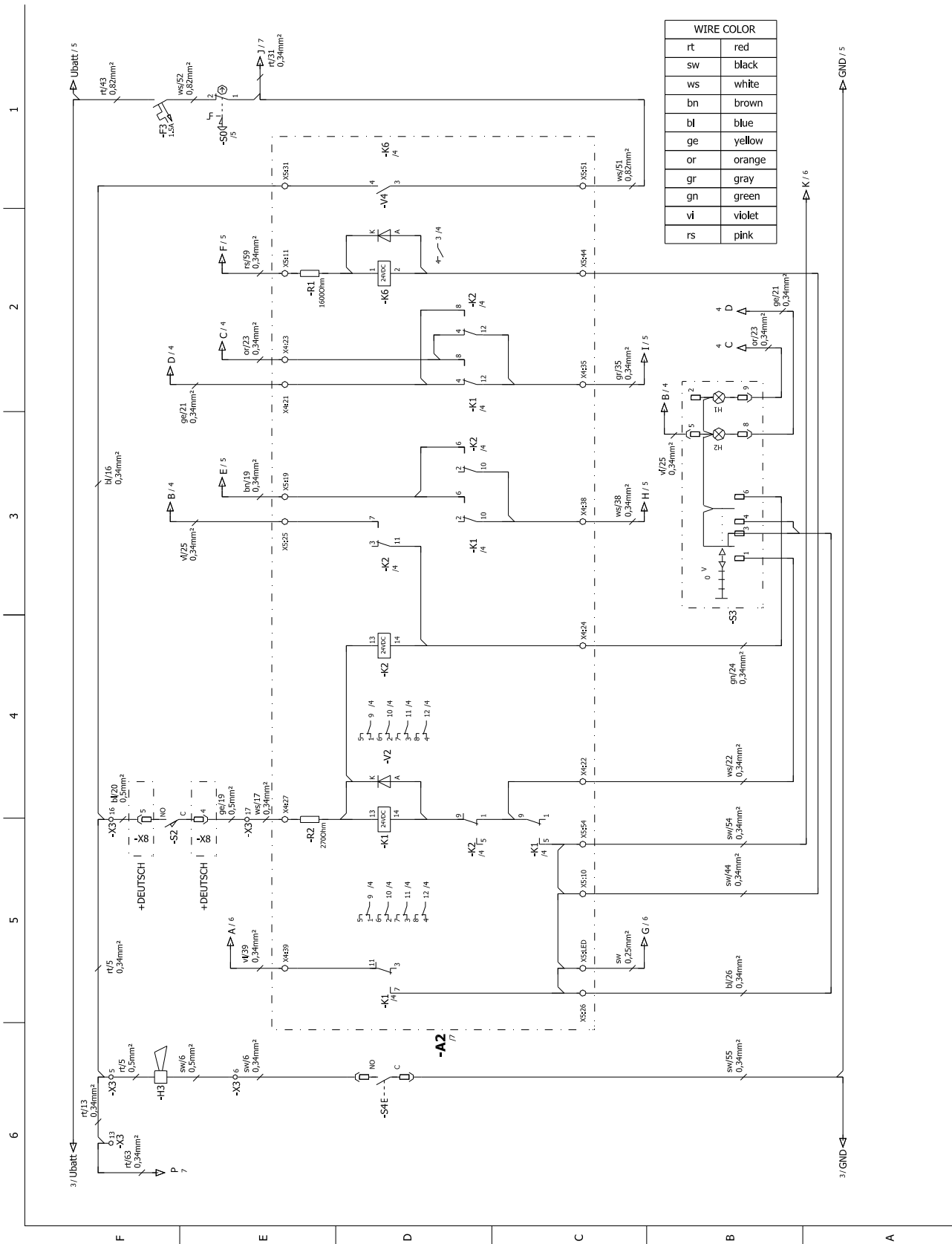
REF	DESCRIPTION
A1	DRIVE CONTROL
A2	RELAY BOARD
A3	PROCESSOR
F1	CIRCUIT BREAKER-BRUSH
F2	CIRCUIT BREAKER-VACUUM MOTOR
F3	CIRCUIT BREAKER-DRIVE CONTROL
G1-G3	BATTERY 12V/70AH
H1	SIGNAL LAMPS REVERSE DIRECTION
H2	SIGNAL LAMPS DIRECTION FORWARD
H3	HORN
H4	LED-BATT.
K1	RELAYS-REVERSE DIRECTION
K2	RELAYS DIRECTION FORWARD
K3	RELAYS BRUSH MOTOR
K4	RELAYS VACUUM MOTOR
K5	RELAYS ACTUATOR
K6	RELAYS MAIN
M1	BRUSH MOTOR
M2	VACUUM MOTOR
M3	TRACTION MOTOR
M4	LINEAR ACTUATOR MOTOR BRUSH / SQUEEGEE
S0	EMERGENCY SWITCH
S1	KEYSWITCH
S2	MICROSWITCH-PLATFORM
S3	BUTTON REVERSE FORWARD
S4	HORN BUTTON
S5	MICROSWITCH-COVER
S8	PROGRAM SWITCH
S11	CHARGER
S-UP / S-DOWN	MICROSWITCH
P1	HOURS METER
V1/V2/V4/V5/V6/V7/V8/V9	DIODE
V-UP & V-DOWN	DIODE-MOTOR M4
X3/X4/X5/X12	TERMINAL BLOCK
X1/X2	MOLEX CONNECTOR
X6/X7/X8/X11	DEUTSCH CONNECTOR
X9/X10/X13	PACKARD CONNECTOR
X14	FASTON TERMINALS
X15	RING TERMINALS
Y1	BRAKE

Wiring Diagram 3 (10061820 & 10061840)



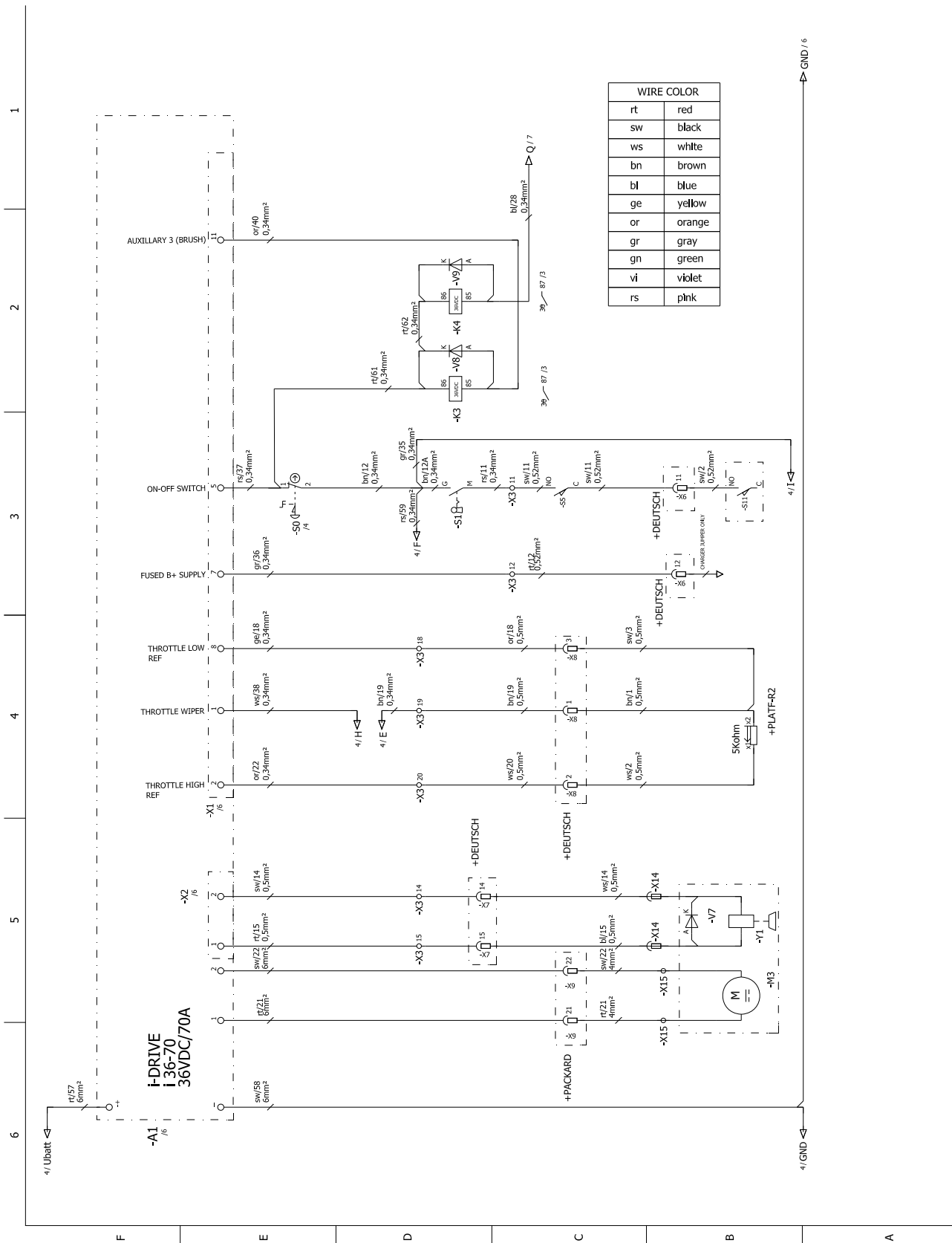
REF	DESCRIPTION
A1	DRIVE CONTROL
A2	RELAY BOARD
A3	PROCESSOR
F1	CIRCUIT BREAKER-BRUSH
F2	CIRCUIT BREAKER-VACUUM MOTOR
F3	CIRCUIT BREAKER-DRIVE CONTROL
G1-G3	BATTERY 12V/70AH
H1	SIGNAL LAMPS REVERSE DIRECTION
H2	SIGNAL LAMPS DIRECTION FORWARD
H3	HORN
H4	LED-BATT.
K1	RELAYS-REVERSE DIRECTION
K2	RELAYS DIRECTION FORWARD
K3	RELAYS BRUSH MOTOR
K4	RELAYS VACUUM MOTOR
K5	RELAYS ACTUATOR
K6	RELAYS MAIN
M1	BRUSH MOTOR
M2	VACUUM MOTOR
M3	TRACTION MOTOR
M4	LINEAR ACTUATOR MOTOR BRUSH / SQUEEGEE
S0	EMERGENCY SWITCH
S1	KEYSWITCH
S2	MICROSWITCH-PLATFORM
S3	BUTTON REVERSE FORWARD
S4	HORN BUTTON
S5	MICROSWITCH-COVER
S8	PROGRAM SWITCH
S11	CHARGER
S-UP / S-DOWN	MICROSWITCH
P1	HOURS METER
V1/V2/V4/V5/V6/V7/V8/V9	DIODE
V-UP & V-DOWN	DIODE-MOTOR M4
X3/X4/X5/X12	TERMINAL BLOCK
X1/X2	MOLEX CONNECTOR
X6/X7/X8/X11	DEUTSCH CONNECTOR
X9/X10/X13	PACKARD CONNECTOR
X14	FASTON TERMINALS
X15	RING TERMINALS
Y1	BRAKE

Wiring Diagram 4 (10061820 & 10061840)



REF	DESCRIPTION
A1	DRIVE CONTROL
A2	RELAY BOARD
A3	PROCESSOR
F1	CIRCUIT BREAKER-BRUSH
F2	CIRCUIT BREAKER-VACUUM MOTOR
F3	CIRCUIT BREAKER-DRIVE CONTROL
G1-G3	BATTERY 12V/70AH
H1	SIGNAL LAMPS REVERSE DIRECTION
H2	SIGNAL LAMPS DIRECTION FORWARD
H3	HORN
H4	LED-BATT.
K1	RELAYS-REVERSE DIRECTION
K2	RELAYS DIRECTION FORWARD
K3	RELAYS BRUSH MOTOR
K4	RELAYS VACUUM MOTOR
K5	RELAYS ACTUATOR
K6	RELAYS MAIN
M1	BRUSH MOTOR
M2	VACUUM MOTOR
M3	TRACTION MOTOR
M4	LINEAR ACTUATOR MOTOR BRUSH / SQUEEGEE
S0	EMERGENCY SWITCH
S1	KEYSWITCH
S2	MICROSWITCH-PLATFORM
S3	BUTTON REVERSE FORWARD
S4	HORN BUTTON
S5	MICROSWITCH-COVER
S8	PROGRAM SWITCH
S11	CHARGER
S-UP / S-DOWN	MICROSWITCH
P1	HOURS METER
V1/V2/V4/V5/V6/V7/V8/V9	DIODE
V-UP & V-DOWN	DIODE-MOTOR M4
X3/X4/X5/X12	TERMINAL BLOCK
X1/X2	MOLEX CONNECTOR
X6/X7/X8/X11	DEUTSCH CONNECTOR
X9/X10/X13	PACKARD CONNECTOR
X14	FASTON TERMINALS
X15	RING TERMINALS
Y1	BRAKE

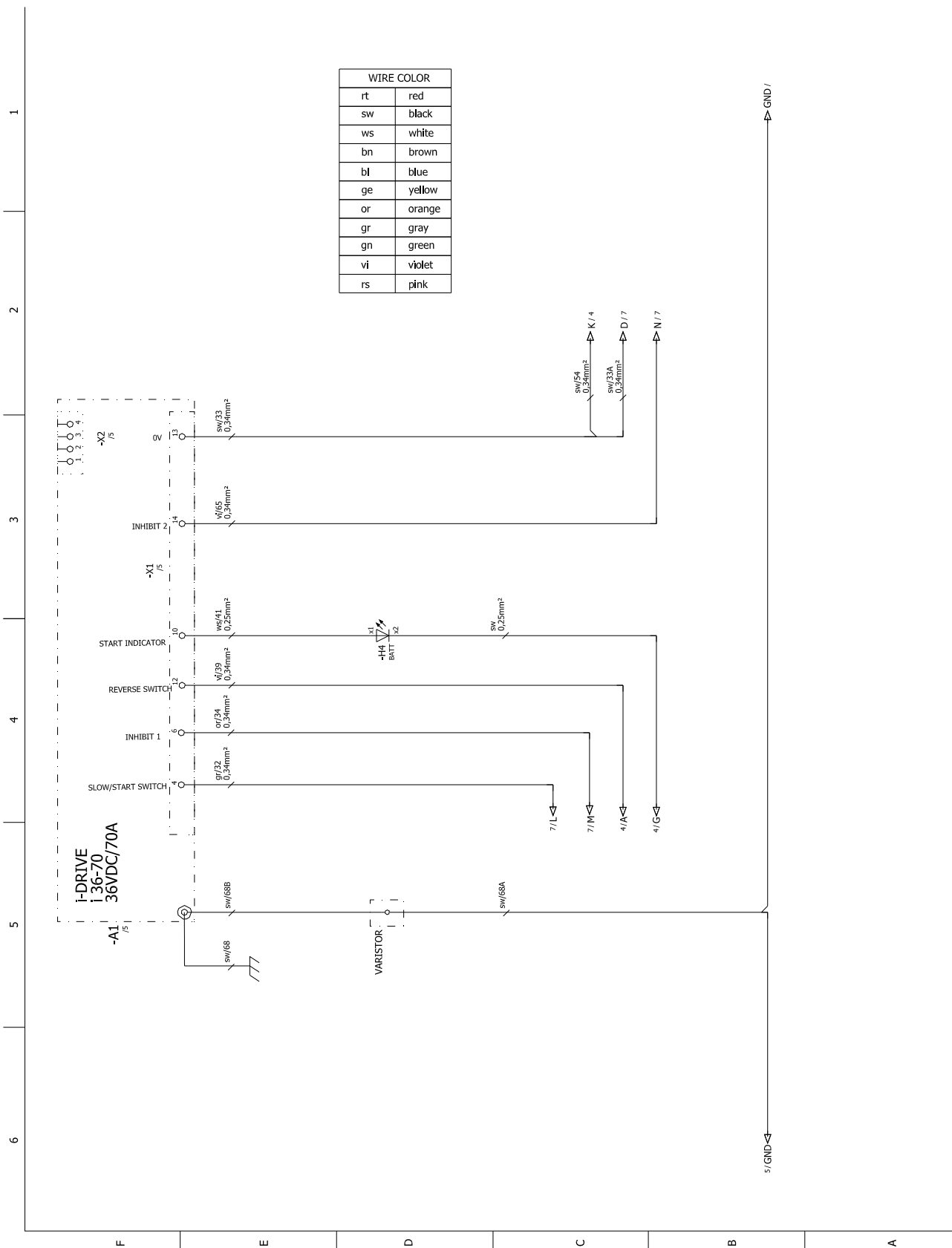
Wiring Diagram 5 (10061820 & 10061840)



WIRE COLOR	
rt	red
sw	black
ws	white
bn	brown
bl	blue
ge	yellow
gr	gray
gn	green
vi	violet
rs	pink

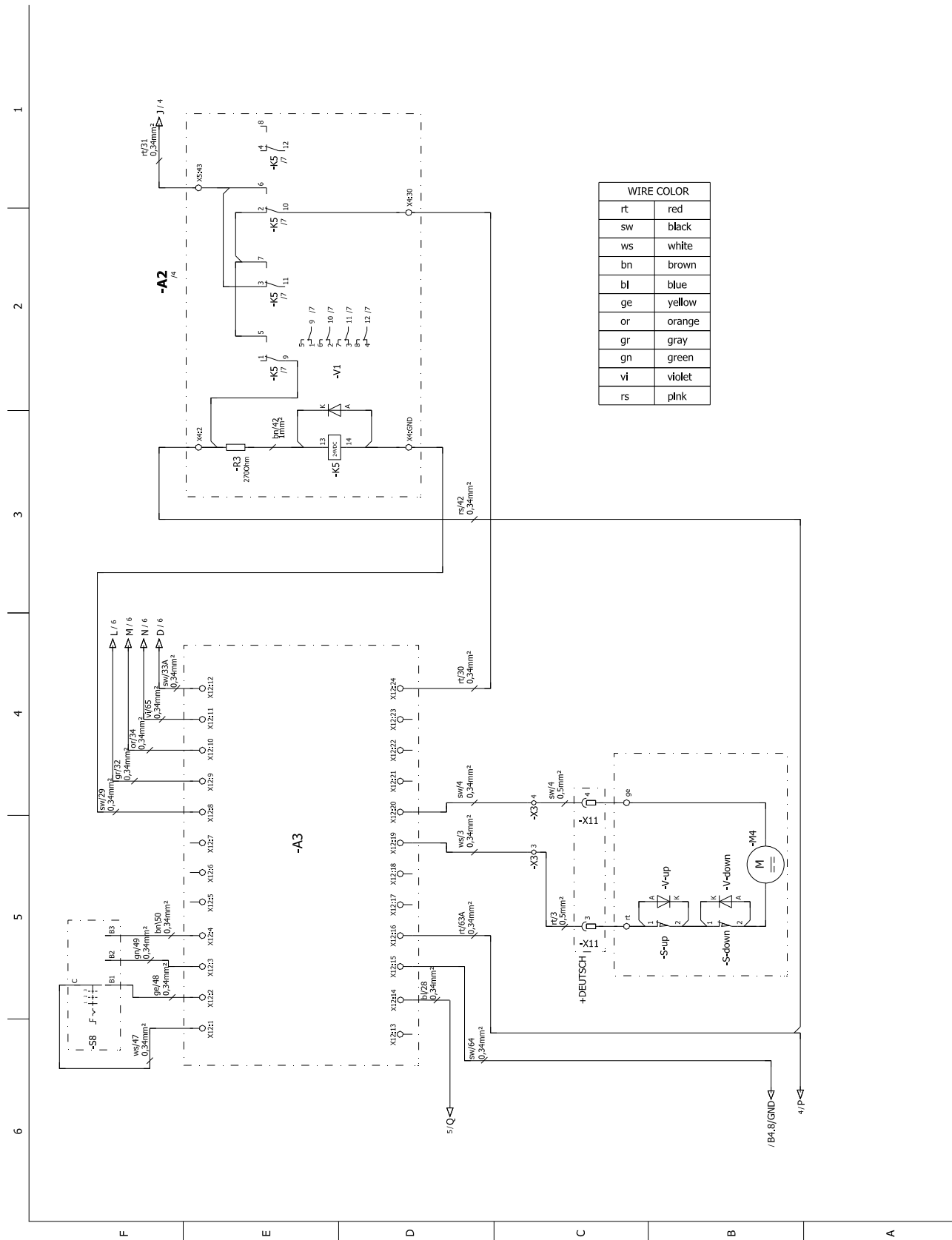
REF	DESCRIPTION
A1	DRIVE CONTROL
A2	RELAY BOARD
A3	PROCESSOR
F1	CIRCUIT BREAKER-BRUSH
F2	CIRCUIT BREAKER-VACUUM MOTOR
F3	CIRCUIT BREAKER-DRIVE CONTROL
G1-G3	BATTERY 12V/70AH
H1	SIGNAL LAMPS REVERSE DIRECTION
H2	SIGNAL LAMPS DIRECTION FORWARD
H3	HORN
H4	LED-BATT.
K1	RELAYS-REVERSE DIRECTION
K2	RELAYS DIRECTION FORWARD
K3	RELAYS BRUSH MOTOR
K4	RELAYS VACUUM MOTOR
K5	RELAYS ACTUATOR
K6	RELAYS MAIN
M1	BRUSH MOTOR
M2	VACUUM MOTOR
M3	TRACTION MOTOR
M4	LINEAR ACTUATOR MOTOR BRUSH / SQUEEGEE
S0	EMERGENCY SWITCH
S1	KEYSWITCH
S2	MICROSWITCH-PLATFORM
S3	BUTTON REVERSE FORWARD
S4	HORN BUTTON
S5	MICROSWITCH-COVER
S8	PROGRAM SWITCH
S11	CHARGER
S-UP / S-DOWN	MICROSWITCH
P1	HOURS METER
V1/V2/V4/V5/V6/V7/V8/V9	DIODE
V-UP & V-DOWN	DIODE-MOTOR M4
X3/X4/X5/X12	TERMINAL BLOCK
X1/X2	MOLEX CONNECTOR
X6/X7/X8/X11	DEUTSCH CONNECTOR
X9/X10/X13	PACKARD CONNECTOR
X14	FASTON TERMINALS
X15	RING TERMINALS
Y1	BRAKE

Wiring Diagram 6 (10061820 & 10061840)



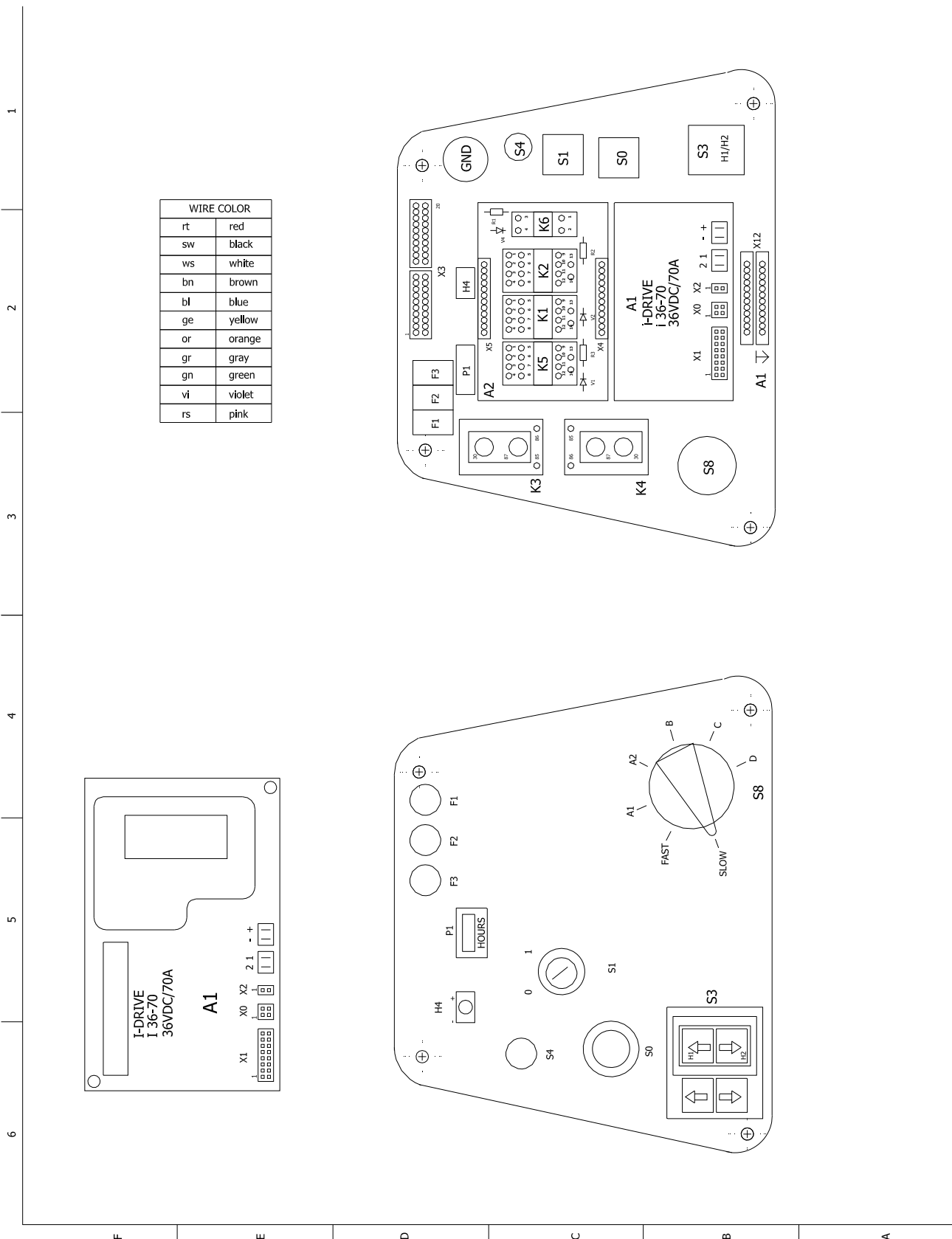
REF	DESCRIPTION
A1	DRIVE CONTROL
A2	RELAY BOARD
A3	PROCESSOR
F1	CIRCUIT BREAKER-BRUSH
F2	CIRCUIT BREAKER-VACUUM MOTOR
F3	CIRCUIT BREAKER-DRIVE CONTROL
G1-G3	BATTERY 12V/70AH
H1	SIGNAL LAMPS REVERSE DIRECTION
H2	SIGNAL LAMPS DIRECTION FORWARD
H3	HORN
H4	LED-BATT.
K1	RELAYS-REVERSE DIRECTION
K2	RELAYS DIRECTION FORWARD
K3	RELAYS BRUSH MOTOR
K4	RELAYS VACUUM MOTOR
K5	RELAYS ACTUATOR
K6	RELAYS MAIN
M1	BRUSH MOTOR
M2	VACUUM MOTOR
M3	TRACTION MOTOR
M4	LINEAR ACTUATOR MOTOR BRUSH / SQUEEGEE
S0	EMERGENCY SWITCH
S1	KEYSWITCH
S2	MICROSWITCH-PLATFORM
S3	BUTTON REVERSE FORWARD
S4	HORN BUTTON
S5	MICROSWITCH-COVER
S8	PROGRAM SWITCH
S11	CHARGER
S-UP / S-DOWN	MICROSWITCH
P1	HOURS METER
V1/V2/V4/V5/V6/V7/V8/V9	DIODE
V-UP & V-DOWN	DIODE-MOTOR M4
X3/X4/X5/X12	TERMINAL BLOCK
X1/X2	MOLEX CONNECTOR
X6/X7/X8/X11	DEUTSCH CONNECTOR
X9/X10/X13	PACKARD CONNECTOR
X14	FASTON TERMINALS
X15	RING TERMINALS
Y1	BRAKE

Wiring Diagram 7 (10061820 & 10061840)



REF	DESCRIPTION
A1	DRIVE CONTROL
A2	RELAY BOARD
A3	PROCESSOR
F1	CIRCUIT BREAKER-BRUSH
F2	CIRCUIT BREAKER-VACUUM MOTOR
F3	CIRCUIT BREAKER-DRIVE CONTROL
G1-G3	BATTERY 12V/70AH
H1	SIGNAL LAMPS REVERSE DIRECTION
H2	SIGNAL LAMPS DIRECTION FORWARD
H3	HORN
H4	LED-BATT.
K1	RELAYS-REVERSE DIRECTION
K2	RELAYS DIRECTION FORWARD
K3	RELAYS BRUSH MOTOR
K4	RELAYS VACUUM MOTOR
K5	RELAYS ACTUATOR
K6	RELAYS MAIN
M1	BRUSH MOTOR
M2	VACUUM MOTOR
M3	TRACTION MOTOR
M4	LINEAR ACTUATOR MOTOR BRUSH / SQUEEGEE
S0	EMERGENCY SWITCH
S1	KEYSWITCH
S2	MICROSWITCH-PLATFORM
S3	BUTTON REVERSE FORWARD
S4	HORN BUTTON
S5	MICROSWITCH-COVER
S8	PROGRAM SWITCH
S11	CHARGER
S-UP / S-DOWN	MICROSWITCH
P1	HOURS METER
V1/V2/V4/V5/V6/V7/V8/V9	DIODE
V-UP & V-DOWN	DIODE-MOTOR M4
X3/X4/X5/X12	TERMINAL BLOCK
X1/X2	MOLEX CONNECTOR
X6/X7/X8/X11	DEUTSCH CONNECTOR
X9/X10/X13	PACKARD CONNECTOR
X14	FASTON TERMINALS
X15	RING TERMINALS
Y1	BRAKE

Wiring Diagram 8 (10061820 & 10061840)



REF	DESCRIPTION
A1	DRIVE CONTROL
A2	RELAY BOARD
A3	PROCESSOR
F1	CIRCUIT BREAKER-BRUSH
F2	CIRCUIT BREAKER-VACUUM MOTOR
F3	CIRCUIT BREAKER-DRIVE CONTROL
G1-G3	BATTERY 12V/70AH
H1	SIGNAL LAMPS REVERSE DIRECTION
H2	SIGNAL LAMPS DIRECTION FORWARD
H3	HORN
H4	LED-BATT.
K1	RELAYS-REVERSE DIRECTION
K2	RELAYS DIRECTION FORWARD
K3	RELAYS BRUSH MOTOR
K4	RELAYS VACUUM MOTOR
K5	RELAYS ACTUATOR
K6	RELAYS MAIN
M1	BRUSH MOTOR
M2	VACUUM MOTOR
M3	TRACTION MOTOR
M4	LINEAR ACTUATOR MOTOR BRUSH / SQUEEGEE
S0	EMERGENCY SWITCH
S1	KEYSWITCH
S2	MICROSWITCH-PLATFORM
S3	BUTTON REVERSE FORWARD
S4	HORN BUTTON
S5	MICROSWITCH-COVER
S8	PROGRAM SWITCH
S11	CHARGER
S-UP / S-DOWN	MICROSWITCH
P1	HOURS METER
V1/V2/V4/V5/V6/V7/V8/V9	DIODE
V-UP & V-DOWN	DIODE-MOTOR M4
X3/X4/X5/X12	TERMINAL BLOCK
X1/X2	MOLEX CONNECTOR
X6/X7/X8/X11	DEUTSCH CONNECTOR
X9/X10/X13	PACKARD CONNECTOR
X14	FASTON TERMINALS
X15	RING TERMINALS
Y1	BRAKE

Serial Numbers

REF. NO.	MODEL: SERIAL #
1	10061250003165, 100613000000156, 10061330003542, 10061340000180, 10061370001411, 10061380001527, 100617000000002, 100617100000007, 100617200000001, 100617300000002, 100618100000001, 100618200000006, 100618300000002, 100618400000001
2	10061250003211, 100613000000168, 10061330003600, 10061340000194, 10061370001484, 10061380001682, 100617000000002, 100617100000003, 100617200000001, 100617300000002, 100618100000010, 1006182000000039, 100618300000007, 100618400000017
3	10061250003317, 10061330003714, 10061370001609, 10061380001907, 100617000000001, 100617100000009
4	10061250003406, 10061300000198, 10061330003780, 10061340000240, 10061370001731, 10061380002090, 100617000000001, 100617100000016, 100617200000001, 100617300000005, 100618100000016, 100618300000018, 100618400000076
5	10061250003423, 10061300000199, 10061330003784, 10061340000241, 10061370001755, 10061380002136, 100617000000001, 100617100000017, 100617200000001, 100617300000005, 100618100000016, 100618300000018, 100618400000086
6	10061820000117, 10061840000098

