


KÄRCHER

makes a difference



SWEEPERS FOR INDOOR AND OUTDOOR USE

Clean sweeping at any time with reliable and innovative Kärcher technology.

EFFICIENT MACHINES FOR CLEAN FLOORS

Kärcher sweepers are state of the art. From walk-behind to industrial sweepers, they all feature impressive practical details and efficient sweeping and vacuuming technology. Ideal for indoor and outdoor use for perfect cleaning results. It is this impressive combination of clever ergonomics, ease of use thanks to EASY Operation, simple handling and optimal efficiency that make Kärcher sweepers so unique.



High performance with good looks

Attractive design on the outside, advanced technology on the inside: Kärcher sweepers are recognised by their features. Behind their pleasing design lies powerful technology, from the drive to the sweeping and filter system. In addition, each machine is individually tailored for peak performance. Efficient filter systems protect people and the environment from pollution in the form of dust and fine dust. Kärcher sweepers

offer high-quality filters with highly effective filter cleaning. The optimal coordination of sweeping system and roller brush consistently guarantees excellent cleaning results. Effective drives make cleaning easier and guide the sweepers confidently over inclines and uneven surfaces.



1 EASY Operation operating concept

Clear and logical arrangement of all controls in the handle and field of view for ease of use. Standard symbols for all Kärcher sweepers.

2 Low emptying

Split low emptying container for easy removal and transport as well as easy emptying of waste.

3 Container lift

Convenient hydraulic emptying up to 1.55 m. The waste container tilts to the rear and protects the user from unnecessary dust levels. No contact with the waste.

4 Sweepers for carpet cleaning

Carpet sweeping kits enable easy maintenance cleaning of large areas of carpet, with low noise and safe, cable-free operation and has three casters and an antistatic brrom.

5 Service-friendly

Quick and easy replacement of parts which reduces maintenance costs and working time.

6 Innovative, highly effective and automatic Tact filter cleaning system

Consistently clean pores for an optimal cleaning result. Automatic cleaning. Filter elements with 4x performance.

ERGONOMIC AND EASY TO USE.

For courtyards, paths, workshops and halls. For caretakers, tradesmen, contract cleaners and industry. Compact and walk-behind sweepers sweep thoroughly with low dust development - even in corners.




SMART SYSTEM. SIMPLE DESIGN.

You are not yet familiar with ride-on sweepers like this. They are so comfortable and so efficient. So powerful and so user friendly. So simple and yet so versatile. With sweeping crescent brushes, sweeper roller at the rear axle and Tact filter system. When you work with the ride-on sweeper, the ease with which you can operate our ride-on sweepers quickly becomes apparent. This is precisely our objective with every development: to make things better and simpler.




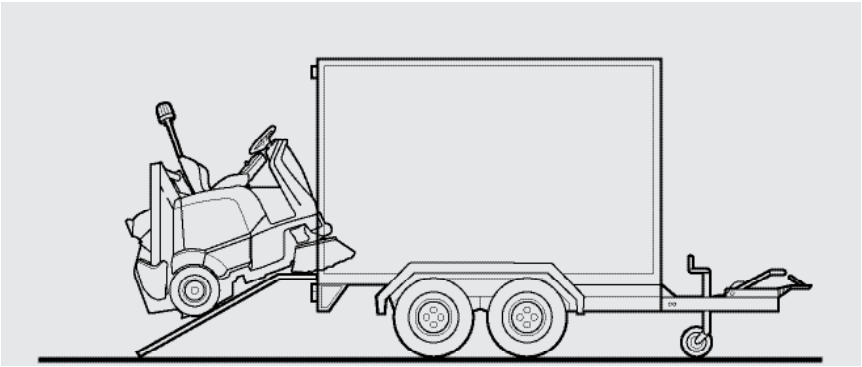
Clean sweep

No residues remain in bends and nooks. Our sweeping crescent brush, which is activated in bends, leaves bends and nooks spotlessly clean in a single move. No dirt remains in the usual shape of the crescent. And you save yourself the tedious manual preliminary work and rework.



Safe driving

On our ride-on sweepers in the 105/125 model series the sweeping roller is at the rear axle. This means that you always safely ride over obstacles, ramps and barriers. The sweeping system is located between the wheels and follows the wheels at crossings. At the same time, you have perfect accessibility when you need to check or change the sweeper brush. This is very useful, for example, for wrapped up tapes or films.



Maximum performance at all times

You don't have to worry about the filter and can continue to work free of dust. With our patented Tact filter cleaning system, the filter is automatically and continuously cleaned with blasts of compressed air. Thanks to this extremely effective principle, we can use very compact filters. This makes it much easier for you to check and replace the filter. The nano-coated polyester filter material is also very robust and durable. You save 50 percent of the costs for replacement filters.

ROBUST. VERSATILE. ECONOMICAL.

Our KM 130/300 R Lpg sweeper is uncompromisingly designed for hard industrial use. This means above all the robust steel chassis, impact-protected side brushes and the all-hydraulic drive of all function units.

With regard to driving, filtering and sweeping performance, as well as payload and superstructure, Kärcher sweepers are in a class of their own. Each individual machine has an ergonomically optimal design and operation is as easy as you have become accustomed to expect from our machines.



TECHNICAL DATA – SWEEPERS AND VACUUM SWEEPERS

Kärcher sweepers offer large area performance, excellent cleaning results and numerous accessory options. They have different drive types for use in indoor areas, outdoor areas or both. Choose between one or two side brushes. Suction and advanced filter technologies for a dust-free environment. Larger ride-on sweepers have a hydraulic container lift for convenient high container emptying.

	Order number	Working width without/ with 1/2/3 side brushes (mm)	Waste container (l)	Max. area performance with 1 side brush (m²/h)	Max. area performance with 2 side brushes (m²/h)	Indoor use	Outdoor use	Suction	Dustpan principle	Overhead sweeping principle	Traction drive	Coarse dirt flap	Hydraulic high container emptying
Ride-on vacuum sweepers													
KM 130/300 R LPG	9.841-398.0	1000/1300/1550/-	300	13000	15500	■	■	■	■	-	■	-	■
KM 125/130 R Bp	9.512-814.0	880/1250/1700/-	130	10000	13600	■	■	■	-	■	■	■	■
KM 105/110 R Bp	9.512-803.0	640/1050/1400/-	110	6300	8400	■	■	■	-	■	■	■	■
KM 100/100 R Bp (AGM batteries)	9.512-837.0	700/1000/1300/-	100	6000	7800	■	■	■	-	■	■	■	-
KM 100/100 R Bp (wet batteries)	9.512-498.0	700/1000/1300/-	100	6000	7800	■	■	■	-	■	■	■	-
KM 85/50 R BP (AGM batteries)	9.512-926.0	615/850/1085/-	50	5100	6510	■	■	■	-	■	■	■	-
KM 85/50 R BP (wet batteries)	9.512-925.0	615/850/1085/-	50	5100	6510	■	■	■	-	■	■	■	-
Walk-behind sweepers/vacuum sweepers													
KM 85/50 W Bp Pack (AGM batteries)	9.512-534.0	610/850/1050/-	50	3825	4725	■	■	■	-	■	■	■	-
KM 85/50 W Bp Pack (wet batteries)	9.512-497.0	610/850/1050/-	50	3825	4725	■	■	■	-	■	■	■	-
KM 75/40 W Bp (AGM batteries)	9.512-700.0	550/750/-/-	40	3375	-	■	■	■	-	■	■	■	-
KM 75/40 W Bp (wet batteries)	9.512-603.0	550/750/-/-	40	3375	-	■	■	■	-	■	■	■	-
KM 70/30 C Bp Adv	9.512-556.0	480/700/-/-	42	2800	-	■	■	■	-	-	-	-	-
KM 70/20 C	1.517-106.0	480/700/-/-	42	2800	-	■	■	-	■	-	-	-	-

■ Included in scope of delivery.



IDEALLY ADAPTED TO THE SURFACE AND THE TYPE OF DIRT

Different floor coverings place different demands on the sweeper and sweeping system. In most cases, the standard, long-lifetime roller brush ensures cleanliness. Kärcher sweepers also provide the right solution for special applications. On very smooth surfaces, for example in sports halls, a soft roller brush is recommended for effectively sweeping dust. Antistatic roller brushes are used on carpet floors. Roller brushes with steel bristles can be used for stubborn dirt on rough floors.



Main sweeper roller, standard

The standard main sweeper roller with medium brush strength is suitable for a wide variety of applications. The main sweeper roller creates a pristine surface when cleaning normal dirt from the street, leaves, dusty asphalt work areas, screed or pebbles.



Main sweeper roller, hard

The hard main sweeper roller has a larger percentage of stronger bristles, some made of steel. It is particularly suitable for rough surfaces, as well as tightly packed dirt or heavy waste.



Main sweeper roller, soft

The soft main sweeper roller is ideal for for sweeping dirt and fine dust off smooth floors. It is primarily suited for indoor use. The soft bristles protect sensitive floors.



Main sweeper roller, antistatic

Antistatic main sweeper rollers are designed to efficiently clean carpeted floors. With the right equipment, they clean larger carpeted areas in hotels, conference centres or sports facilities in no time.

Please contact us for more information:

Kärcher Canada Inc.

275 Pendant Drive

Mississauga, ON

L5T 2W9

Phone 905-364-5006

Fax 800-465-6013

www.karcher.ca

sales_kci@karcherna.com