

KÄRCHER

makes a difference



CONFIGURED EXACTLY HOW YOU WANT IT

Our intelligent scrubber driers with KIK

SCRUBBER DRIERS | B 40 C/W | B 60 W | B 80 W | B 120 W

THE PERFECT SOLUTION FOR YOU



Contents

6	ecoefficiency, KIK, Dose	18	B 120 W
10	Technical details	20	Configuration options
12	B 40 C/W	24	Accessories and cleaning agents
14	B 60 W	26	Connected Cleaning
16	B 80 W		

What does a perfect solution look like for you? Quite simply, it is the solution you need and want. And we offer you precisely that with our configurable scrubber driers. The range from B 40 C/W to B 120 W covers all your needs and wishes for the most diverse requirements in a practical manner. You decide what your

machine can do and how it is equipped. They all share the following common features: simple, intuitive operation, the KIK system, colour coding, easy handling, which we have achieved with compact dimensions and a lightweight design, and pleasantly quiet operation. But that's not all!



DREAM IN ANTHRACITE

Don't just dream! Make your dream a reality with a scrubber drier that is exactly what you want. It can do everything that you need.



You know best what your ideal scrubber drier must be. And we also know because we are constantly in contact with professional users like you. In this way we can combine your suggestions from your practical experience with our technical know-how as a global market leader

for cleaning technology. This is essential for the development of the innovative technology, efficient products and perfect solutions you expect from us. Our walk-behind range will more than fulfil your wildest expectations.



1 Absolutely professional
Cleaning service providers are absolute professionals who are fully committed and do their best everyday. The simple instructions with our colour-coded operating elements gives each user peace of mind and quick results, as well as perfect machine performance.

2 For clean business
Cleanliness is the retailer's business card. Our walk-behind range offers you the perfect scrubber drier for every shop size.

3 In sport, cleanliness also means safety
Meet the special requirements in sports halls, for example pressure-sensitive floors. The configurability of our walk-behind machines makes this easy.

4 Uncompromising hygiene
At swimming pools, our Dose system ensures you always use the right amount of cleaning agent.

5 Brilliant results
High efficiency is the most important thing in the logistics area. Thanks to the long operating time and large working width of our scrubber driers, you can clean large areas in a short space of time.

6 Versatility in your plant
You can meet all the special requirements of diverse industrial sectors such as food, metal, chemicals, etc., with our WB range.

FORWARD-THINKING:



eco!efficiency

Sustainability is one of the key issues for the future. Together we can already actively contribute to implementing sustainable management today.

Our eco!efficiency initiative takes sustainability beyond the pure saving of resources such as energy, water and chemicals. With eco!efficiency scrubber driers you get cost-efficient cleaning without compromising effectiveness.

This will turn customers' heads

Activate the eco!efficiency function with a simple turn of a dial. All machine functions are automatically set to optimum efficiency. The brush speed and suction power are reduced to a satisfactory performance for light soiling. This way you achieve impressive cleaning results with significantly lower consumption and at the same time also protect the machine.

It pays off

In eco!efficiency mode you benefit from considerable savings: up to 20 percent energy and up to 10 percent water and cleaning agent. And there is also the extended service life of the machine.



Your benefits with eco!efficiency

1. Use in noise-sensitive environments
2. Longer work intervals possible
3. Environmentally-friendly cleaning
4. Resource-efficient operation using less energy, water and cleaning agent
5. Protection of machine and extended service life

1

Less is more

It is becoming more and more important to reduce the use of chemicals when cleaning in hygiene areas such as swimming pools. You are at the forefront with our eco!efficiency scrubber driers.

2

It can also be used without noise

Our eco!efficiency machines are so quiet that you can also clean during operation which is not only a huge benefit in the retail trade.

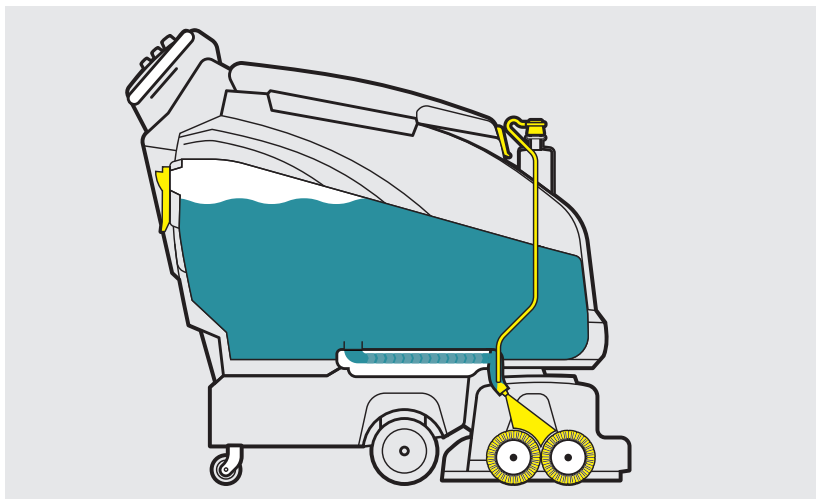


EVERYTHING IS SAFELY UNDER CONTROL

With our innovative solutions for operation and dosing, you can reliably rule out incorrect operation and work as economically as possible.

Get KIK for your store

With KIK – Kärcher Intelligent Key – you have more security and protection against incorrect operation through the adjustment of the machine parameters to the various cleaning tasks. Colour-coded keys show the access rights: the white key is for operators and a default setting. The yellow key has different default settings on the EASY Operation panel. The grey key is for the foreman or manager and has the option to assign rights. And the red key has unrestricted access and is for the authorised service technicians.



Perfect dosing: Dose

The cleaning agent is dosed as necessary directly at the brush head and reduces cleaning agent consumption. A wide range of cleaning agents are available for selection. You can set the dosing from 0 to 3 percent and change

it as you work. A sensor measures the flow and keeps the concentration constant using a high-precision dosing pump. With a tank volume of 40 litres and 0.5 percent dosing, a cleaning agent bottle covers 12 tank fills.

A DIRECT HIT FOR EVERYONE

B 40 C/W



B 40 C/W

- Best solution for areas from approx. 400 – 1400 m²
- Compatible brush heads: D 43/51 and R 45/55
- Tank volume: 40 l
- With and without traction drive
- Either as a battery-powered device (capacity up to 105 Ah, operating time of 3.5 h in eco!efficiency mode) or a mains unit

B 60 W



B 60 W

- Your choice for areas from approx. 1000 – 2500 m²
- Compatible brush heads: D 51, D/R 55–65 and S 65
- Tank volume: 60 l
- With and without traction drive
- Either as a battery-powered device (capacity up to 180 Ah, operating time of 4 h in eco!efficiency mode) or a mains unit

Take the decisive criteria into consideration when deciding on a machine: the required area performance, the tank volume, the working width, object characteristics and the cleaning frequency. With area performances from approx. 400 to 5,000 m² and different brush heads, our walk-behind range gives you all options for the perfect configuration of your ideal scrubber drier.

B 80 W



B 80 W

- Your choice for areas from approx. 1500 – 3000 m²
- Compatible brush heads: D/R 65–75 and S 65
- Tank volume: 80 l
- Extended settings in the display
- Tank rinsing system and Auto Fill as standard
- Battery-powered device (capacity up to 240 Ah, operating time of 5 h in ecoefficiency mode)


B 120 W



B 120 W

- Best solution for areas from approx. 2000 – 5000 m²
- Compatible brush heads: D 75–110, R 75–90
- Tank volume: 120 l
- Extended settings in the display
- Tank rinsing system and Auto Fill as standard
- Battery-powered device (capacity up to 240 Ah, operating time of 5 h in ecoefficiency mode)

TECHNOLOGY THAT TAKES YOU FURTHER



1 Simply fill up with fresh water Thanks to the integrated funnel in the filler opening you fill the tank without spillage. The fresh water cover is securely attached in a clamp mounting.

2 Fact (Flexible Application Control Technology) With the use of R brush heads, on the control panel choose between 3 different brush speeds: FINE CLEAN, WHISPER CLEAN and POWER CLEAN.

3 Auto Fill The automatic filling system saves lots of time which the operator can use for other tasks. Simply connect a hose with a quick coupling to the fresh water tank. The water supply stops automatically as soon as the tank is full.

4 Simple lifting With the centrally located squeegee lever you can easily lift and lower the squeegee. With the B 80 W and B 120 W the squeegee is automatically lifted and lowered.

5 Always clean The entire walk-behind range has a tank rinsing system to support HACCP concepts. You can clean the dirty water tank after use with an integrated nozzle system.

6 Simply scrub and sweep in one step All roller heads (R 45 to R 90) have a sweep function as standard. There is no need for separate pre-sweeping, thus saving you lots of time.

Choose the best brush head for the application based on its working width and brush type.

The selection of the right brush head is crucial for best cleaning results and efficiency. With our brush heads you have all opportunities to use the appropriate brush head for the respective floor covering and deep or maintenance cleaning.

For deep cleaning: Roller brushes

Our brush heads with 2 counter-rotating rollers achieve a higher contact pressure and offer an integrated sweep function. This saves an additional step. Roller brushes are ideal for uneven floors, such as safety tiles or joints, because the roller brush also reaches grooves and recesses.

For maintenance cleaning: Disc brushes

Equipped with either one or two disc brushes working in opposite directions our disc brush heads are ideal for cleaning smooth surfaces with light soiling. You cover large areas in a short space of time.

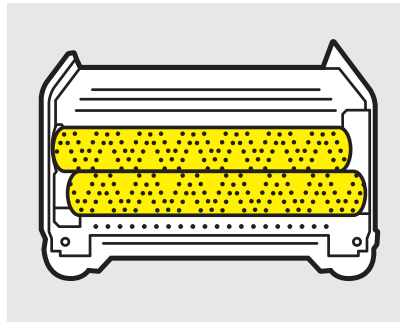
For perfection from scratch

Our orbital heads with a cleaning pad work at constant pressure on the entire pad area. The perfect solution for renewing the protective film on hard and elastic floors. Also for the dry removal of polymer coatings.

EUnited: masterminds

With our EUnited disc brush heads you achieve proven and perfect cleaning results.


Roller



Compatible brush heads for machines

B 40	R 55, R 45
B 60	R 55, R 65
B 80	R 65, R 75
B 120	R 75, R 90

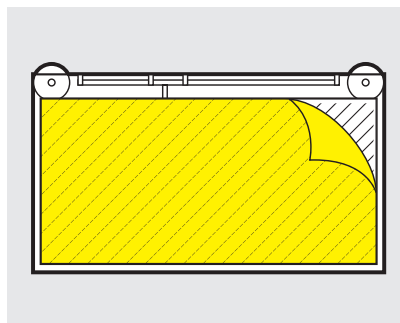
Disc



Compatible brush heads for machines

B 40	D 43, D 51
B 60	D 51, D 55, D 65
B 80	D 65, D 75
B 120	D 75, D 90, D 110

Orbital



Compatible brush heads for machines

B 60	S 65
B 80	S 65



B 40 C/W – YOUR KEY TO MORE SUCCESS



reddot design award
winner 2012



1 Home Base Kit Make carrying equipment easy. Our "Mop" kit contains mop clip, mop support and bottle holder. The "Box" kit holds 3 bottles, cloths, wipes, scrapers, replacement rubbish bags, gloves, etc.

2 Dose (Demand oriented supply of detergent) The Dose system supplies the cleaning agent directly at the brush head and reduces consumption. You can set the dosing amount from 0 to 3 percent and change it while you work. There is only clean water in the fresh water tank.

3 Rollers or discs Choose from various brush heads with rollers or discs and working widths from 43 to 55 centimetres. All brush heads can be changed without a tool. All roller heads have a sweep function.

4 ecoefficiency You can restrict the turbine power and thus work up to 4 dB(A) more quietly – more than half. This saves energy and also extends the operating time.

5 Mains operation or battery – your choice. Mains-operated machines are lighter and cheaper to buy. Battery-powered machines are flexible, can be supplied with different capacities and have an integrated battery charger.

6 Squeegees for every purpose Choose straight or curved squeegees, with and without finely adjustable support rollers and with suction lips made from polyurethane or natural rubber.

You expect a lot from your scrubber drier. You will love our B 40 C/W, and not only because of its simple, safe and convenient operation.

Our forward-looking operating concept with KIK and EASY Operation offers ideal safety and protection for operator, machine and the entire working area.

Perfection is purely a matter of the right settings

The EASY Operation panel makes the right setting easy for you: simply choose one of the cleaning programmes Eco mode, Scrub and Vacuum, Scrub with water and cleaning agent, Vacuum or Polish. Your WB scrubber drier then has the optimum settings for each task. You can also specify the maximum water volume and control the driving speed very precisely.

Clear-cut with colours

Colour-coded operating elements display who is authorised to access where. Yellow indicates all elements for daily operation by the user. Grey elements are only intended for maintenance purposes. Operation can be so simple and so safe.



Unobstructed sweeping

The integrated drawer for large particles enables optimum suction and prevents blockages at the squeegee.



Auto Fill filling system

To fill the fresh water tank simply connect a hose with a quick coupling. The water supply stops automatically as soon as the tank is full. Reliable.

B 60 W – EFFICIENCY IS PURELY A MATTER OF THE RIGHT SETTINGS



1 This tank has a lot to offer Look forward to a 60-litre tank volume, tank-in-tank design and simple cleaning of the dirty water tank with smooth walls which runs completely empty.

2 Safety first With intuitive operating elements you can easily replace brush heads. This way you save time and service costs.

3 Rollers or discs Choose from various brush heads with rollers or discs and working widths from 51 to 65 centimetres. All D heads with EUnited label. All roller heads have a sweep function.

4 Mains operation or battery Your choice. Mains-operated machines are lighter and cheaper to buy. Battery-powered machines are flexible and can be supplied with different capacities.

5 Manual squeegee lift When you are cleaning according to the 2-step method, you can easily lift the squeegee manually.

6 Apply the right pressure Set the brush pressure on the B 60 C/W manually. The right brush pressure saves energy and protects the battery capacity, as well as the service life of the brush.

Our B 60 W is the scrubber drier for professionals who want efficiency and flexibility. You benefit from the many practical details.

Your B 60 W possesses many features you want and need for diverse applications and your individual operation. You can individually configure it and programme it for various tasks as intended.

Your desired configuration

Decide on battery operation or power connector. Then on the appropriate brush head with working widths from 51 to 65 centimetres. Would you like the tank rinsing system? We generally recommend it. And you have even more options: the economical Dose system, the time-saving Auto Fill and the practical Home Base Kit.

Something so small can have such a big impact

With our B 60 you get the convenience of the small B 40 and the working width of the large machines (65 cm brush head) in a single device. And that is the perfect solution for many tasks.



Everything included and ready to hand

Your Home Base Kit provides various compartments and hooks for handy stowage of personal items and utensils. You can order an optional box for cleaning agent bottles, cloths, scrapers, as well as a mop holder.



Clear-cut with colours Colour-coded operating elements show who is authorised to perform tasks where. Yellow elements are for daily operation by the user. Grey elements are only intended for maintenance work by the customer. Operation can be so simple and so safe.



Save energy in 5 stages

You can lift the brush head using a pedal and adjust the contact pressure in 5 stages. In doing so you are always cleaning at the right pressure and optimising energy consumption.



Simple and protective cleaning Configure your B 60 W for cleaning sensitive floors: for example, choose a smaller, lighter battery to reduce the pressure load. Or decide on the cable version which is even lighter again.

B 80 W – TOP CLASS. EVERY DAY



1 Information at a glance The 4-colour LED display shows you all relevant functions and information. For example, the battery capacity and remaining operating time in minutes. You can choose from many languages for the display.

2 Two tanks for double the operating time Two 80-litre tanks for fresh and dirty water enable long work intervals without any interruptions and thus very efficient cleaning.

3 Set to eco mode The electrical brush head setting ensures optimum alignment of the brush head and battery-saving, efficient work.

4 As fast as you want You can set the speed of the traction drive up to 6 km/h. And if you are not moving, secure your B 80 W with the standard parking brake.

5 Automatic up and down The automatic squeegee lift protects the suction lips and makes your work simple and comfortable. When reversing, the squeegee is lifted and it is lowered again for forward movement.

With the 80-litre tank volume, the B 80 W is clearly in a superior class – also in terms of efficiency and comfort.

We developed the B 80 W with the aim of relieving the operator. The resulting innovations allow you to clean large areas without great physical exertion.

Automatic relief

Automated functions are the best way to relieve the operator. With your B 80 W, you simply set the desired programme on the EASY Operation panel and drive. Everything else, such as the lifting and lowering of squeegees and the brush head, the machine does automatically.

Clear and intuitive

You know how important simple and intuitive operation is. Your B 80 W has a large colour display, the EASY Operation operating concept with different cleaning programmes and colour coding.



Outstanding performance

The large battery compartment holds batteries up to 240 Ah. As a result, you have sufficient energy reserves for long periods of operation without stoppages.



A higher level of efficiency In eco/efficiency mode your B 80 W works at reduced energy consumption, reduced water consumption and reduced volume. You extend the service life and protect the machine as well as the environment. With a single turn to the right you choose normal mode with lots of options for individual settings.



Auto Fill as standard The automatic filling system saves lots of time which the operator can use for other tasks. Simply connect a hose with a quick coupling to the fresh water tank. The water supply stops automatically as soon as the tank is full.



Well informed On the large 4-colour display you see current information about cleaning programmes and functions such as battery capacity, remaining operating time, water volume, cleaning or transport speed, maintenance intervals, filling level of the dirty water tank and cleaning agent dosing unit (%).

B 120 W – TOP NOTCH



1 One dose for the entire day In the B 120 W the cleaning agent dosing system Dose is supplied with cleaning agent from 2 bottles, each 2.5 litres. You have the best prerequisites for quick operation and replacement of the cleaning agent for different applications.

2 120-litre tank volume The double tank system with 2 120-litre tanks for fresh and dirty water offers you long operating times without any tank stoppages and thus extremely efficient cleaning.

3 Keep your head clear The brush heads of your B 120 W are independently suspended from the chassis and follow the surface perfectly. The quick-change system with impact protection attachment kit provides additional flexibility and safety.

4 Indispensable: Home Base Kits You will never do without our kits again for transporting equipment. The "Mop" kit comes with a mop clip, mop support and bottle holder. The "Box" holds 3 bottles, cloths, wipes, scrapers, replacement rubbish bags, gloves and lots more ready to hand. A double hook and adapter are included as standard.

5 As fast as you want You can set the speed of the traction drive up to 6 km/h. And if you are not moving, secure your B 120 W with the standard parking brake.

6 No panic The large wheels of the B 120 W provide reliable traction and thus protection against slipping and spinning. You thus have the best prerequisites for pleasant and controlled work.

With our B 120 W you not only get the biggest machine in its class, but also very high area performance with simple operation.

Size alone is not an advantage. But the top performance in conjunction with effortlessly simple handling, formidable ergonomics and intuitive operation make our B 120 W the ideal scrubber drier for big tasks. With the large D 110 brush head you achieve enormous area performances, for example in large warehouses and anywhere where there are normally just ride-on machines.

Choose from a comprehensive range

With 36 Volt and high charge capacities, the energy storage systems of the B 120 W offer you awesome performance over work intervals of up to 5 hours. Choose one of the 5 different battery types to suit requirements: low-maintenance wet batteries or maintenance-free gel batteries with capacities from 170 to 240 Ah.

So big and so easy to handle

The convenience of your B 120 W will impress you time and again. Thanks to the clever weight distribution, the B 120 W is perfectly balanced so that you can steer with very little force. Practically with one finger.



Ready for big tasks

Owing to its size, working width and robustness, the B 120 W offers excellent performance especially for cleaning tasks on an industrial scale and for extreme demands.

Well informed On the large 4-colour display you see current information about cleaning programmes and functions such as battery capacity, remaining operating time, water volume, cleaning or transport speed, maintenance intervals, filling level of the dirty water tank and cleaning agent dosing unit (%).



All figured out The cranked squeegee and the innovative squeegee mounting achieve optimum suction. Your floor dries faster – and the risk of slipping is eliminated.



A slimline design is safer The B 120 W has a slim silhouette and compact dimensions. As a result, you have a good overview of the machine and the surrounding area in every situation.

YOUR INDIVIDUAL B 40 C/W

The configuration table shows you all options for the assembly of your B 40 C/W to match your needs.

		B 40 W				B 40 C Bp Classic				B 40 C Ep			
+ brush head		R 45	D 43	R 55	D 51	R 45	D 43	R 55	D 51	R 45	D 43	R 55	D 51
Nominal voltage	V	24	24	24	24	24	24	24	24	230-240	230-240	230-240	230-240
Working width of brushes	mm	450	430	550	508	450	430	550	508	450	430	550	508
Working width, vacuuming	mm	850	850	850	850	850	850	850	850	850	850	850	850
Theoretical area performance	m²/h	1800	1700	2200	2000	1800	1700	2200	2000	1800	1700	2200	2000
Fresh / dirty water tank volume	l	40 / 40	40 / 40	40 / 40	40 / 40	40 / 40	40 / 40	40 / 40	40 / 40	40 / 40	40 / 40	40 / 40	40 / 40
Water flow, max.	l/min	2.6	2.6	2.6	2.6	2.6	2.6	2.6	2.6	2.6	2.6	2.6	2.6
Speed, max.	rpm	1200	180	1200	180	1200	180	1200	180	1100	180	1100	180
Rated input power, total machine, max.	W	1300	1300	1300	1300	1100	1100	1100	1100	1300	1300	1300	1300
Rated input power, traction motor	W	130	130	130	130	-	-	-	-	-	-	-	-
Weight (without battery)	kg	87	91	88	93	80	84	81	86	76	77	77	79
Weight with 70 Ah, maintenance-free battery	kg	129	133	130	135	122	126	123	128	-	-	-	-
Weight with 105 Ah, maintenance-free battery	kg	163	167	164	169	156	160	157	162	-	-	-	-
Weight with 80 Ah, low-maintenance battery	kg	149	153	150	155	142	146	143	148	-	-	-	-
Dimensions (L × W × H)	mm	1249 ×	1249 ×	1249 ×	1249 ×	1249 ×	1249 ×	1249 ×	1249 ×	1249 ×	1249 ×	1249 ×	1249 ×
		520 ×	537 ×	620 ×	575 ×	520 ×	537 ×	620 ×	575 ×	520 ×	537 ×	620 ×	575 ×
		1145	1145	1145	1145	1145	1145	1145	1145	1145	1145	1145	1145
Cleaning agent dosing unit*	%	0-3	0-3	0-3	0-3	0-3 / -	0-3 / -	0-3 / -	0-3 / -	-	-	-	-
Contact pressure	g/cm²	160	50	140	30	160	50	140	30	190	26	170	20

Standard equipment

Roller brush	■	-	■	-	■	-	■	-	■	-	■	-	■
Disc brush	-	■	-	■	-	■	-	■	-	■	-	■	■
KIK (Kärcher Intelligent Key)	■	■	■	■	■ / -	■ / -	■ / -	■ / -	■ / -	-	-	-	-
EUnited cleaning certificate	-	■	-	■	-	-	-	-	-	-	-	-	-
Mains operation	-	-	-	-	-	-	-	-	-	■	■	■	■
Battery operation	■	■	■	■	■	■	■	■	■	-	-	-	-
FACT	■	-	■	-	■ / -	-	■ / -	-	■ / -	-	-	-	-
Traction drive	■	■	■	■	-	-	-	-	-	-	-	-	-
On-board battery charger	■	■	■	■	■ / -	■ / -	■ / -	■ / -	■ / -	-	-	-	-

Configuration options

Battery, gel, maintenance-free (70 Ah)	<input type="checkbox"/>	<input type="checkbox"/>	<input type="checkbox"/>	<input type="checkbox"/>	<input type="checkbox"/>	<input type="checkbox"/>	<input type="checkbox"/>	<input type="checkbox"/>	<input type="checkbox"/>	-	-	-	-
Battery, gel, maintenance-free (105 Ah)	<input type="checkbox"/>	<input type="checkbox"/>	<input type="checkbox"/>	<input type="checkbox"/>	<input type="checkbox"/>	<input type="checkbox"/>	<input type="checkbox"/>	<input type="checkbox"/>	<input type="checkbox"/>	-	-	-	-
Battery, wet, low-maintenance (80 Ah)	<input type="checkbox"/>	<input type="checkbox"/>	<input type="checkbox"/>	<input type="checkbox"/>	<input type="checkbox"/>	<input type="checkbox"/>	<input type="checkbox"/>	<input type="checkbox"/>	<input type="checkbox"/>	-	-	-	-
Squeegee, straight,	<input type="checkbox"/>	<input type="checkbox"/>	<input type="checkbox"/>	<input type="checkbox"/>	<input type="checkbox"/>	<input type="checkbox"/>	<input type="checkbox"/>	<input type="checkbox"/>	<input type="checkbox"/>	<input type="checkbox"/>	<input type="checkbox"/>	<input type="checkbox"/>	<input type="checkbox"/>
suction lips made from natural rubber													
Squeegee, curved,	<input type="checkbox"/>	<input type="checkbox"/>	<input type="checkbox"/>	<input type="checkbox"/>	<input type="checkbox"/>	<input type="checkbox"/>	<input type="checkbox"/>	<input type="checkbox"/>	<input type="checkbox"/>	<input type="checkbox"/>	<input type="checkbox"/>	<input type="checkbox"/>	<input type="checkbox"/>
suction lips made from natural rubber													
Squeegee, straight, with support rollers,	<input type="checkbox"/>	<input type="checkbox"/>	<input type="checkbox"/>	<input type="checkbox"/>	<input type="checkbox"/>	<input type="checkbox"/>	<input type="checkbox"/>	<input type="checkbox"/>	<input type="checkbox"/>	<input type="checkbox"/>	<input type="checkbox"/>	<input type="checkbox"/>	<input type="checkbox"/>
oil-resistant polyurethane lips													
Squeegee, curved, with support rollers,	<input type="checkbox"/>	<input type="checkbox"/>	<input type="checkbox"/>	<input type="checkbox"/>	<input type="checkbox"/>	<input type="checkbox"/>	<input type="checkbox"/>	<input type="checkbox"/>	<input type="checkbox"/>	<input type="checkbox"/>	<input type="checkbox"/>	<input type="checkbox"/>	<input type="checkbox"/>
oil-resistant polyurethane lips													

Special options

Dose cleaning agent dosing unit	<input type="checkbox"/>	<input type="checkbox"/>	<input type="checkbox"/>	<input type="checkbox"/>	<input type="checkbox"/> / -	<input type="checkbox"/> / -	<input type="checkbox"/> / -	<input type="checkbox"/> / -	<input type="checkbox"/> / -	-	-	-	-
Home Base Mop Kit	<input type="checkbox"/>	<input type="checkbox"/>	<input type="checkbox"/>	<input type="checkbox"/>	<input type="checkbox"/>	<input type="checkbox"/>	<input type="checkbox"/>	<input type="checkbox"/>	<input type="checkbox"/>	<input type="checkbox"/>	<input type="checkbox"/>	<input type="checkbox"/>	<input type="checkbox"/>
Home Base Box Kit	<input type="checkbox"/>	<input type="checkbox"/>	<input type="checkbox"/>	<input type="checkbox"/>	<input type="checkbox"/>	<input type="checkbox"/>	<input type="checkbox"/>	<input type="checkbox"/>	<input type="checkbox"/>	<input type="checkbox"/>	<input type="checkbox"/>	<input type="checkbox"/>	<input type="checkbox"/>
Auto-Fill (fresh water filling system)	<input type="checkbox"/>	<input type="checkbox"/>	<input type="checkbox"/>	<input type="checkbox"/>	<input type="checkbox"/>	<input type="checkbox"/>	<input type="checkbox"/>	<input type="checkbox"/>	<input type="checkbox"/>	<input type="checkbox"/>	<input type="checkbox"/>	<input type="checkbox"/>	<input type="checkbox"/>
Tank rinsing system	<input type="checkbox"/>	<input type="checkbox"/>	<input type="checkbox"/>	<input type="checkbox"/>	<input type="checkbox"/>	<input type="checkbox"/>	<input type="checkbox"/>	<input type="checkbox"/>	<input type="checkbox"/>	<input type="checkbox"/>	<input type="checkbox"/>	<input type="checkbox"/>	<input type="checkbox"/>

Order No. 1.533-210.2

* Option. ■ Included in delivery. ☐ Compatible accessories.

YOUR B 60 W IS SO INDIVIDUAL.

The configuration table shows you all options for the assembly of your B 60 W to match your needs.

B 60 W Ep / B 60 C Bp Classic B 60 W Bp								
+ brush head		R 55	D 51	R 65	D 65	R 55	D 55	S 65
Working width of brushes	mm	550	510	650	650	550	550	650
Working width, vacuuming	mm	850	850	940	940	850	850	850
Theoretical area performance	m²/h	2200	2040	2600	2600	2200	2200	2200
Fresh / dirty water tank volume	l	60	60	60	60	60	60	60
Water flow, max.	l/min	3.6	3.6	3.6	3.6	3.6	3.6	3.6
Speed, max.	rpm	1100	180	600-1300	180	600-1300	180	2000
Rated input power, total machine	W	1450	1450	2100	2100	2100	2100	2000
Rated input power, traction motor	W	-	-	300	300	300	300	300
Weight (without battery)	kg	88.5	88.5	109	109	109	109	115
Weight with 105/170/180 Ah battery	kg	- / 185 / 232	- / 185 / 232	185 / 232	185 / 232	185 / 232	185 / 232	191 / 248
		/ 231	/ 231	/ 231	/ 231	/ 231	/ 231	/ 243
Dimensions (L × W × H)	mm	1381 × 649 ×	1500 × 638 ×	1520 × 748 ×	1520 × 746 ×	1490 × 672 ×	1480 × 666 ×	1436 × 700 ×
		1147	1147	1147	1147	1147	1147	1147
Cleaning agent dosing unit*	%	-	-	0-3	0-3	0-3	0-3	0-3
Contact pressure	g/cm²	170	20	265	26	315	35	18
Voltage supply to machine	V/Hz / V/Ah	230/50 / 24/-	230/50 / 24/-	24 / -	24 / -	24 / -	24 / -	24 / -
Standard equipment								
Roller brush		■	-	■	-	■	-	-
Disc brush		-	■	-	■	-	■	-
KIK (Kärcher Intelligent Key)		-	-	■	■	■	■	■
EUnited cleaning certificate		-	-	-	■	-	-	-
ecoefficiency mode		-	-	■	■	■	■	■
Mains operation		■ / -	■ / -	-	-	-	-	-
Battery operation		- / ■	- / ■	■	■	■	■	■
FACT		-	-	■	-	■	-	■
Traction drive		- / -	- / -	■	■	■	■	■
On-board battery charger (100-240 V / 50-60 Hz)		-	-	■	■	■	■	■
Adjustable contact pressure		■ / -	■ / -	■	■	■	■	■
Configuration options								
Battery, gel, maintenance-free (105, 170 or 180 Ah)		- / □	- / □	□	□	□	□	□
Battery, gel, low-maintenance (180 Ah)		- / □	- / □	□	□	□	□	□
Squeegee, straight, with support rollers, oil-resistant polyurethane lips (850 mm)		□	□	□	□	□	□	□
Squeegee, curved, with support rollers, oil-resistant polyurethane lips (850 mm)		□	□	□	□	□	□	□
Squeegee, straight, with support rollers, oil-resistant polyurethane lips (940 mm)		□	□	□	□	□	□	□
Squeegee, curved, with support rollers, oil-resistant polyurethane lips (940 mm)		□	□	□	□	□	□	□
Special options								
Dose cleaning agent dosing unit		-	-	□	□	□	□	□
Home Base Mop Kit		□	□	□	□	□	□	□
Home Base Box Kit		□	□	□	□	□	□	□
Auto-Fill (fresh water filling system)		□	□	□	□	□	□	□
Tank rinsing system		□	□	□	□	□	□	□
Kärcher Fleet		-	-	□	□	□	□	□
Order No. 1.384-020.2								

* Option. ■ Included in delivery. □ Compatible accessories.

CONFIGURE YOUR B 80 W.

The table shows you all options for the assembly of your B 80 W to match your needs.

B 80 W Bp						
+ brush head		R 75	D 75	R 65	D 65	S 65
Technical data						
Working width of brushes	mm	750	750	650	650	650
Working width, vacuuming	mm	940	940	850	850	850
Theoretical area performance	m ² /h	3000	3000	2600	2600	2200
Fresh / dirty water tank volume	l	80 / 80	80 / 80	80 / 80	80 / 80	80 / 80
Water flow, max.	l/min	7	7	7	7	7
Speed, max.	rpm	600-1300	180	600-1300	180	2000
Rated input power, total machine	W	2200	2200	2200	2200	900
Rated input power, traction motor	W	350	350	350	350	350
Weight (without battery)	kg	129	133	128	131	133
Weight with 170 / 180 / 240 battery	kg	262 / 257 / 311	261 / 256 / 310	261 / 256 / 310	264 / 259 / 313	261 / 256 / 310
Dimensions (L × W × H)	mm	1550 × 809 × 1154	1617 × 810 × 1154	1550 × 748 × 1154	1577 × 746 × 1154	1497 × 700 × 1154
Cleaning agent dosing unit*	%	0-3	0-3	0-3	0-3	0-3
Brush contact pressure (max.)	g/cm ²	374	28	430	32	23
Voltage supply to machine	V	24	24	24	24	24
Voltage supply to battery charger	V / Hz	100-240 / 50-60	100-240 / 50-60	100-240 / 50-60	100-240 / 50-60	100-240 / 50-60
Standard equipment						
Roller brush		■	-	■	-	-
Disc brush		-	■	-	■	-
KIK (Kärcher Intelligent Key)		■	■	■	■	■
EUnited cleaning certificate		-	■	-	■	-
ecoefficiency mode		■	■	■	■	■
Battery operation		■	■	■	■	■
FACT		■	-	■	-	-
Traction drive		■	■	■	■	■
On-board battery charger (100-240 V)		■	■	■	■	■
Parking brake		■	■	■	■	■
Automatic brush head raising function		■	■	■	■	■
Automatic squeegee raising function		■	■	■	■	■
Electrically adjustable contact pressure		■	■	■	■	■
Auto-Fill (fresh water filling system)		■	■	■	■	■
Tank rinsing		■	■	■	■	■
Sweeping function		■	-	■	-	-
Configuration options						
Battery, gel, maintenance-free (170, 180 or 240 Ah)		□	□	□	□	□
Battery, gel, low-maintenance (180 Ah)		□	□	□	□	□
Squeegee, straight, with support rollers, oil-resistant polyurethane lips (850 mm)		□	□	□	□	□
Squeegee, curved, with support rollers, oil-resistant polyurethane lips (850 mm)		□	□	□	□	□
Squeegee, straight, with support rollers, oil-resistant polyurethane lips (940 mm)		□	□	□	□	□
Squeegee, curved, with support rollers, oil-resistant polyurethane lips (940 mm)		□	□	□	□	□
Special options						
Dose cleaning agent dosing unit		□	□	□	□	□
Home Base Mop Kit		□	□	□	□	□
Home Base Box Kit		□	□	□	□	□
Kärcher Fleet		□	□	□	□	□
Order No. 1.259-010.2						

* Option. ■ Included in delivery. □ Compatible accessories.

THIS COULD BE YOUR B 120 W.

The configuration table shows you all options for the assembly of your B 120 W to match your needs.

		B 120 W				
+ brush head		R 90	D 90	R 75	D 75	D 110
Technical data						
Working width of brushes	mm	900	900	750	750	1100
Working width, vacuuming	mm	1060 / 1160	1060 / 1160	940	940	1160
Theoretical area performance	m²/h	3600	3600	3000	3000	4400
Fresh / dirty water tank volume	l	120 / 120	120 / 120	120 / 120	120 / 120	120 / 120
Water flow, max.	l/min	10	10	10	10	10
Speed, max.	rpm	600-1300	180	600-1300	180	180
Rated input power, total machine	W	2200	2200	2200	2200	2200
Weight with 170/180 Ah maintenance-free / 180 Ah low-maintenance/180 Ah in trough/240 Ah	kg	356 / 350 / 412 / 338 / 454	362 / 356 / 418 / 344 / 454	349 / 343 / 405 / 331 / 415	358 / 352 / 414 / 340 / 445	376 / 365 / 359 / 432 / 465
Dimensions (L × W × H)	mm	1653 × 910 × 1153	1782 × 977 × 1153	1653 × 810 × 1153	1722 × 809 × 1153	1900 × 1100 × 1153
Cleaning agent dosing unit*	%	0-3	0-3	0-3	0-3	0-3
Brush contact pressure, max.	g/cm²	425	25	459	40	18
Voltage supply to machine	V	36	36	36	36	36
Voltage supply to battery charger	V / Hz	220-240 / 50-60	220-240 / 50-60	220-240 / 50-60	220-240 / 50-60	220-240 / 50-60
Standard equipment						
Roller brush		■	-	■	-	-
Disc brush		-	■	-	■	■
KIK (Kärcher Intelligent Key)		■	■	■	■	■
EUnited cleaning certificate		-	■	-	■	-
ecoefficiency mode		■	■	■	■	■
Battery operation		■	■	■	■	■
FACT		■	-	■	-	-
Traction drive		■	■	■	■	■
On-board battery charger		■	■	■	■	■
Parking brake		■	■	■	■	■
Automatic brush head raising function		■	■	■	■	■
Automatic squeegee raising function		■	■	■	■	■
Electrically adjustable contact pressure		■	■	■	■	■
Auto-Fill (fresh water filling)		■	■	■	■	■
Tank rinsing		■	■	■	■	■
Configuration options						
Battery, maintenance-free (6 × 6 V), 170 Ah / 180 Ah / 240 Ah		□	□	□	□	□
Battery, low-maintenance 180 Ah (6 × 6 V or 1 × 36 V)		□	□	□	□	□
Battery 1 × 36 V / 180 Ah, low-maintenance tray		□	□	□	□	□
Straight squeegee, 940 mm / 1060 mm		- / □	- / □	□ / -	□ / -	- / -
Curved squeegee, 940 mm / 1060 mm		- / □	- / □	□ / -	□ / -	- / -
Squeegee, curved, 1160 mm		□	□	□	□	□
Special options						
Dose cleaning agent dosing unit		□	□	□	□	□
Home Base Mop Kit		□	□	□	□	□
Home Base Box Kit		□	□	□	□	□
Spray suction		□	□	□	□	□
Kärcher Fleet		□	□	□	□	□
Order No. 1.005-100.2						

* Option. ■ Included in delivery. □ Compatible accessories.

FULL PERFORMANCE WITH ORIGINAL ACCESSORIES



B 40 C/W



B 60 W



B 80 W



B 120 W



Each machine is always only as good as the accessories used. Our original roller brushes and cleaning pads are optimally adapted and save you time and cleaning agent.

You benefit two-fold with our microfibre rollers: from the properties of the microfibre and innovative roller technology. We use microfibre which is 6 times thinner than one hair and can even reach tiny pores. Our microfibre rollers are suitable for almost all types of floors, also for difficult floor coverings made from lino, PVC, natural stone, tiles or synthetic resin.

They also clean themselves

Our microfibre rollers are self-cleaning thanks to the high number of rotations of up to 1300 rpm. You benefit in several ways: the extension of the service life, no work stoppages and the lower dosing of cleaning agents owing to the high cleaning power.

Everything that you really need

1. Roller brushes are available in different degrees of hardness (very soft/white to very hard/black) as well as high/low brush (orange) for highly textured surfaces or joints.
2. Disc brushes come in 3 degrees of hardness (soft/white, medium/red, hard/black) and for polishing (natural).
3. For squeegees you have the choice of straight, curved and V-shaped squeegees and different suction lips, depending on the floor texture. Rear suction lips can be used 4 times.
4. Pads come in white, beige, natural, red, green and black, and microfibre pads are also available. There are also diamond pads for cleaning and polishing. The pad holder with centre lock holds pads in the centre.
5. The mop holder and spray mop are always there for places you cannot reach with the machine.
6. KIK system: 4 keys for safety. Grey key for facility manager. Yellow key for operator. Red key for service technicians only. White for a default setting, e.g. for summer or winter.
7. Cleaning agent: our cleaning agents for deep and maintenance cleaning are designed for our machines and are effective, economical and environmentally friendly.
8. Roller pads combine the advantages of pads with the advantages of rollers. Available in: soft (yellow), medium-soft (red) and hard (green).

YOU PULL ALL THE STRINGS.

Connected Cleaning will make many things easier for you and relieve you of certain tasks, but not one thing: your own decisions. Kärcher Fleet also follows this principle.

The professional and forward-looking fleet management solution Kärcher Fleet provides an extensive overview of machines and cleaning activities. Kärcher Fleet makes cleaning processes far more transparent and efficient. This results in smooth procedures and attractive cost savings.

As a technical base for Connected Cleaning, the B 40, B 60, B 80, B 95 RS, B 120 and B 150 scrubber driers are already factory-fitted with a Telematics Control Unit (TCU). Older Kärcher machines and third-party models can be easily retrofitted. The TCU records defined machine data and transfers it to the cloud-based Kärcher Data Management System. With your customer login you then have the option to retrieve your data worldwide via the fleet web portal. Every machine is automatically assigned to your account directly. You don't need to worry about a thing! Simply join the era of digital cleaning. You receive your initial access from your sales consultant.

You will be impressed with the options and benefits of Kärcher Fleet:

- Optimised **operational planning and success monitoring**
- In the case of delayed start of work: **message on your smartphone**
- **Continuous monitoring** via machine statuses
- **Alarm** for machine failures
- **Evaluation** of machine runtimes
- Fast or automatic **service requirement** (if activated)
- **Anti-theft protection** with geofencing
- **Optimisation of fleet, costs and quality**

All information about benefits and options can be found in the Kärcher Fleet area online at **www.kaercher.com**. There you can also download the current fleet brochure.

Please contact us for more information:

Head Office Germany

Alfred Kärcher GmbH & Co. KG
Alfred-Kärcher-Straße 28-40
71364 Winnenden

Phone +49 7195-14-0
Fax +49 7195-14-2212

www.kaercher.com

North America

Kärcher North America
4555 Airport Way
Denver, CO 80239
USA

Phone +1 303-738-5805
Fax +1 303-865-2758

www.karcherna.com

United Kingdom

Kärcher (UK) Ltd
Kärcher House
Brookhill Way
Banbury
Oxon OX16 3ED

Phone +44 1295-752-000
Fax +44 1295-752-103

www.karcher.co.uk

Ireland

Kärcher Ltd
Unit 4
E.P. Mooney Business Park
Walkinstown Avenue
Dublin 12

Phone +353 1-409-7777
Fax +353 1-409-7775

www.karcher.ie

South East Asia

Regional Head Office
South East Asia

Karcher South East Asia Pte Ltd
3 Depot Close #05-01
Singapore 109840

Phone +65 6897-1811
Fax +65 6897-1611

www.karcher.com.sg

Hong Kong

Kärcher Limited
Unit 05, 13/F, Nanyang Plaza
57 Hung To Road
Kwun Tong, Kowloon

Phone +852 2-357-5863
Fax +852 2-357-5632

www.karcher.com.hk

Australia

Karcher Pty Ltd
40 Koornang Road
Scoresby VIC 3179
Melbourne, Victoria

Phone +61 3-9765-2300
Fax +61 3-9765-2398

www.karcher.com.au

New Zealand

Karcher Ltd
66 Allens Road
East Tamaki
Auckland 2013

Phone +64 9-274-4603
Fax +64 9-274-6932

www.karcher.co.nz

South Africa

Kärcher (Pty) Ltd
Cnr Mount Joy & George Allen Rd
Wilbart Ext. 2
PO Box 11818
Vorna Valley, 1686

Phone +27 11-657-7300
Fax +27 11-657-7440

www.karcher.co.za

Dubai

Karcher FZE
Quality Cleaning Systems
Jebel Ali Free Zone
Plot No. S-10104 South Zone
RA 08, XB 1, Jebel Ali

Phone +971 4-886-1177
Fax +971 4-886-1575

www.kaercher.com