



KÄRCHER

CLEANING SCRUBBER DRIERS

Adequate protective measures
can curb the spread of COVID-19.

kaercher.com

PROFESSIONAL | QUICK GUIDE FOR CLEANING SCRUBBER DRIERS



01

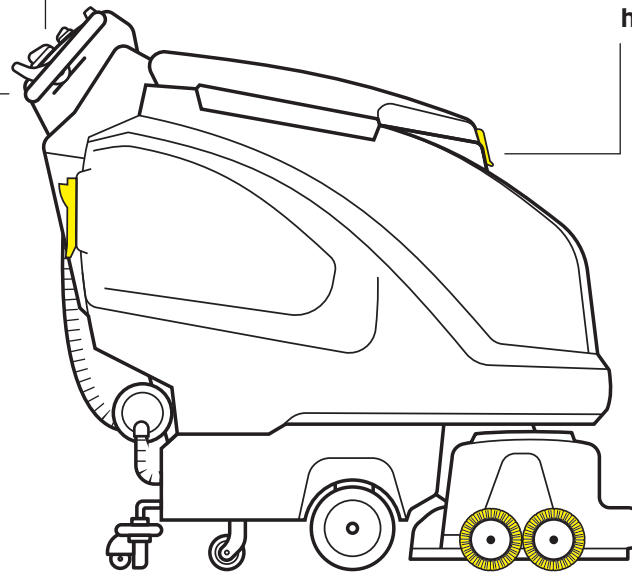
Disinfection before use

Disinfect the **steering wheel or operating panel**

Disinfect **switches, buttons, trays and racks**

Disinfect **fresh water filling hole and tank cover**

Disinfect the **seat** on ride-on machines



Important

In each step of the disinfection and cleaning: always wear disposable gloves. Dispose of used wiper cloths and gloves.



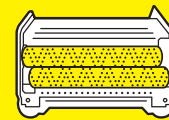
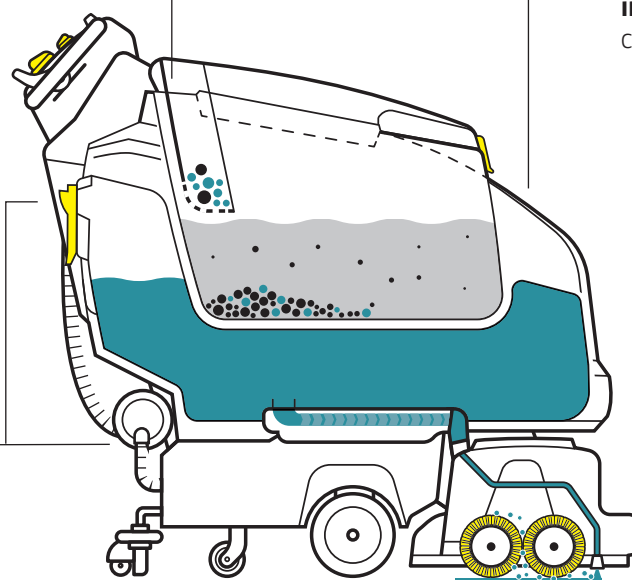
02

Cleaning and disinfection after use

Drain fresh water tank and dirty water tank, then rinse out **tanks** with clean water

Rinse out and disinfect **coarse dirt basket**

Disinfect **all surfaces on the outside and accessible areas on the inside** (dirty water tank, storage compartments, etc.)



Clean **disc and roller brushes or pad drivers** using a pad and disinfect

Clean and disinfect **squeegees and suction lips**