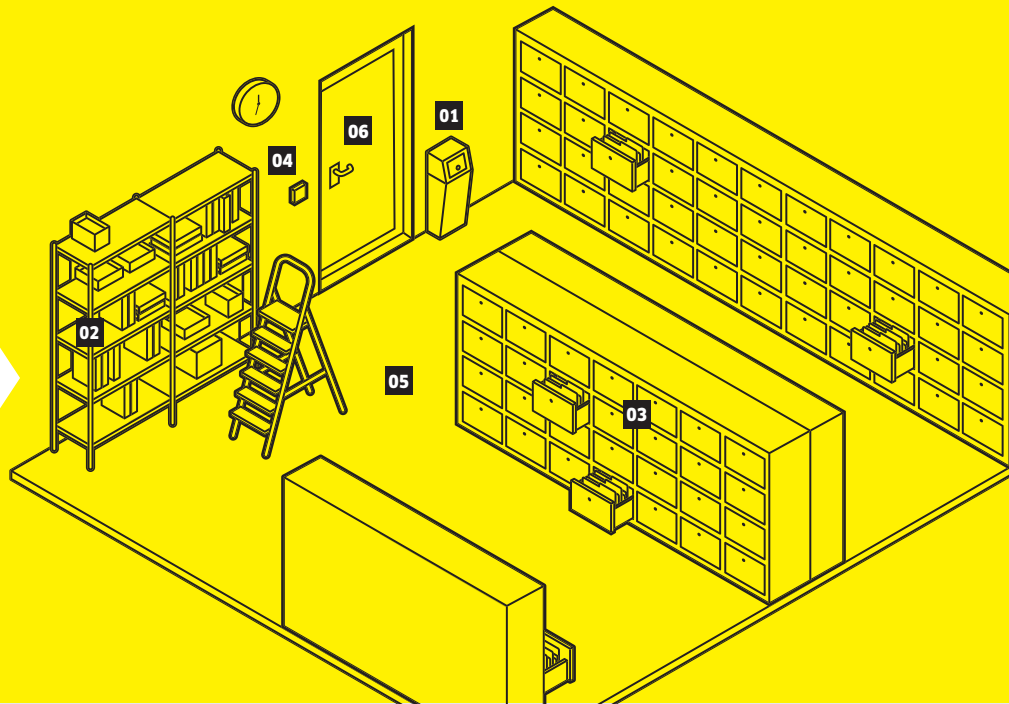


Workflow

ARCHIVE ROOM WITH CARPET FLOOR




CLEANING DESCRIPTION

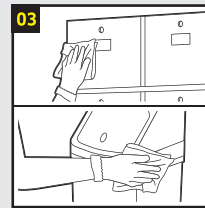
How to clean the area according to the workflow.




- Remove coarse dirt
- Dispose of waste



- Dust furniture
- Remove cobwebs



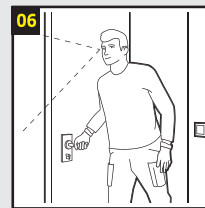
- Clean furniture from top to bottom



- Remove finger marks on doors and switches



- Vacuum skirting boards
- Vacuum floor



- Inspect visually the cleaned areas
- Switch off light
- Close the door

Before cleaning



After cleaning



Read the product information sheet and safety instructions before you use cleaning agents or machines.