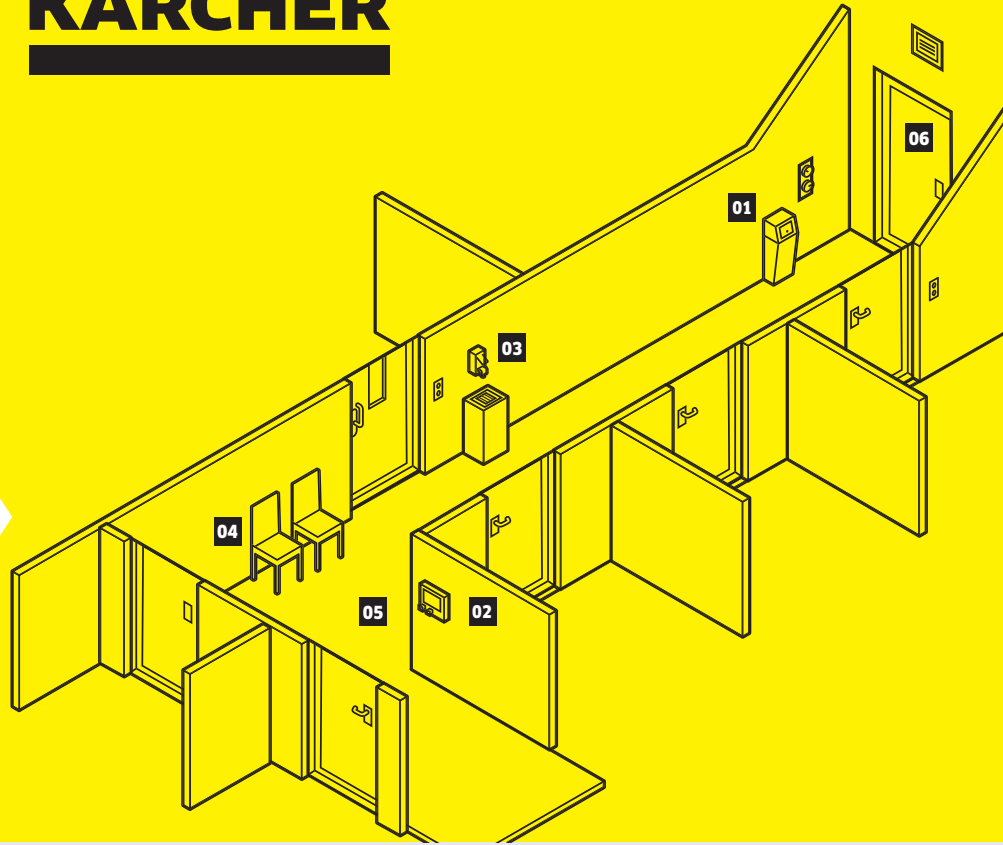


Workflow

CORRIDORS WITH HARD FLOOR



CLEANING DESCRIPTION

How to clean the area according to the workflow.



- Fill up dispenser
- Remove coarse dirt
- Dispose of waste



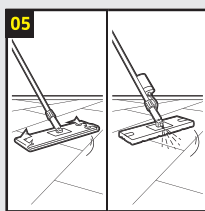
- Dust furniture
- Remove cobwebs



- Clean furniture from top to bottom



- Remove finger marks on doors and switches
- Wipe chairs

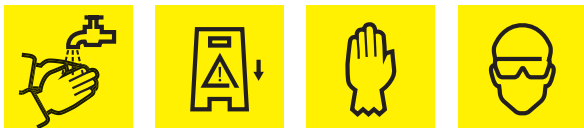


- Wipe and collect dust
- Wipe floor wet



- Inspect visually the cleaned areas
- Switch off light
- Close the door

Before cleaning



After cleaning



Read the product information sheet and safety instructions before you use cleaning agents or machines.