

KÄRCHER

KÄRCHER

Professional

INDUSTRIAL VACUUMING/ DEDUSTING SOLUTIONS 2021

PROFESSIONAL



TABLE OF CONTENTS

Introduction	Page	4
Industrial Vacuuming / Dedusting Solutions	Page	12
Industrial vacuums	Page	14
Industrial vacuums Liquid / Swarf	Page	16
Industrial vacuums Solid / Dust	Page	28
Industrial vacuums Ex	Page	48
Industrial dedusters	Page	56
Industrial deduster standard	Page	58
Industrial deduster Ex	Page	66
Accessories for Industrial Vacuuming / Dedusting Solutions	Page	74
Accessories	Page	76
Accessories stationary	Page	100
Customer specific Industrial Vacuuming / Dedusting Solutions	Page	112
Rough / wet - Medium	Page	118
Rough / wet - Medium Ef	Page	120
Rough / wet - Large	Page	122
Rough / wet - Large Ef	Page	124
Rough / wet - Extra Large (Ef)	Page	126
Rough / dry - Small	Page	128
Rough / dry - Medium	Page	130
Rough / dry - Medium Ef	Page	132
Rough / dry - Large Pp	Page	134
Rough / dry - Large	Page	136
Rough / dry - Large Ef	Page	138
Rough / dry - Extra Large (Ef)	Page	140
Fine / wet - Medium Ef	Page	142
Fine / wet - Large Ef	Page	144
Fine / dry - Medium	Page	146
Fine / dry (unsettled particles) - Small	Page	148
Fine / dry (unsettled particles) - Medium	Page	150
Customer specific accessories	Page	152
Operating principle	Page	154
Application overview	Page	156



OUR SOLUTIONS ARE EVEN TOUGHER THAN YOUR APPLICATIONS

Teams are heroes. All tasks can only be carried out with the right partners. And the best possible results can only be achieved when different talents are combined. We consider ourselves to be a team with you. Your experience and feedback are valuable to us, because we are pursuing the same goal: developing innovations and products which enable you to achieve your objectives more quickly and efficiently.

FOR TOUGH INDUSTRIAL APPLICATIONS



Metallurgy & Metal-Forming



Processing of Coke & Refined Minerals



Metalworking Industry



Mechanical Engineering




Chemical Industry



Textile Industry



Automotive Industry




Pharmaceutical Industry



Food Industry



Manufacturing of Furniture



Electronic & Optical Industries



Manufacturing of Rubber & Plastics



Processing of Lumber



Manufacturing of Print Media



Processing of Glass & Stone

THE VACUUMING SPECIALISTS FOR INDUSTRY

With its various sectors, industry places particular demands on cleaning solutions: process integration, large quantities, hazardous substances, narrow time slots and lots more. Both universal and special machines and systems are required here. We offer all vacuuming solutions for industry.



Industrial vacuums Liquid and Swarf

Our robust industrial vacuums are capable of reliably withstanding the substantial load generated by abrasive swarf, solid material and lubricants. These vacuum cleaners are designed for continuous stationary or mobile use, directly integrated in processes.

Industrial vacuums Solid and Dust

These industrial vacuums feature special filter technology for dust and solids and are designed for continuous and stationary use, directly integrated in processes.

Explosion-proof industrial vacuums

Robust industrial vacuums for potentially explosive atmospheres. These machines are suitable for use in Zone 22 (Z22).

Industrial dedusters

These industrial vacuums are the experts when it comes to effectively collecting unsettled particles, directly integrated in processes and designed for continuous stationary use.

Explosion-proof industrial dust removers

These industrial dust removers are the experts when it comes to effectively collecting unsettled particles, directly integrated in processes in Zone 22.

Customer-specific vacuum solutions

No matter how exceptional your work is - we can plan mobile and stationary vacuum solutions to meet your individual requirements.

THE SYSTEM FOR INDUSTRY

In industry you need a system comprising machines, accessories and services which can be easily integrated in your operations and bring added value. A system in which all products are specially developed to meet tough industrial requirements. We have the system that makes the difference. The Kärcher industry system.

Our industrial vacuuming and dedusting solutions are equipped with the latest most powerful and extremely efficient turbines. At the same time, they feature high-quality filter engineering, which effectively holds back even hazardous dust. The durable components, which reliably withstand tough industrial use for many years are equally important. And they are built so that servicing is easy to carry out. Our industrial vacuums have effective sound insulation for the protection of health at the workplace and compatible accessories for every application.

With the Kärcher industry system you benefit from over 50 years of experience. We are in close touch with our customers worldwide in order to analyse existing and new tasks and optimally adapt our products to these applications.

INDUSTRY-SPECIFIC PRODUCT DESIGN

POWERFUL AND EFFICIENT

DURABLE PRODUCT QUALITY

USER-FRIENDLY

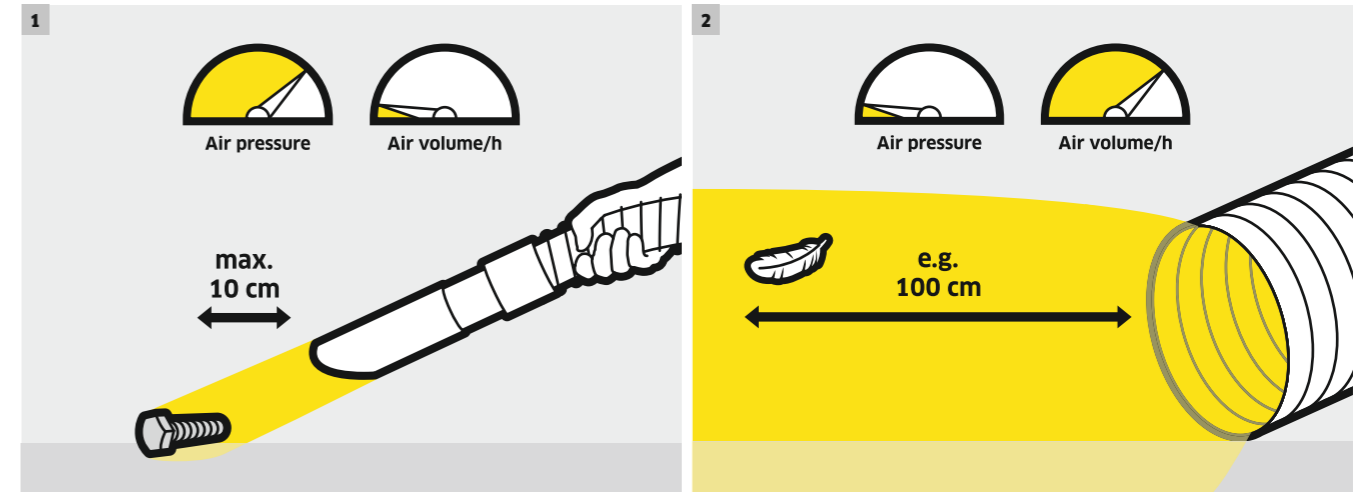
SERVICE FOR INDUSTRY REQUIREMENTS

COMPREHENSIVE RANGE OF ACCESSORIES

SAFETY IN THE WORKPLACE

FROM THE MOBILE MACHINE TO THE TURNKEY VACUUM OR DUST EXTRACTION SYSTEM

With our Kärcher industrial vacuums and dedusters, we offer you solutions for every industrial vacuuming task: whether flexible and mobile or stationary, for vacuuming anything from coarse swarf to the smallest unsettled particles, for small or large quantities, for liquids or solids, for unproblematic or hazardous material.



1 Industrial vacuums

Industrial vacuums are designed for the stationary or mobile vacuuming of dry and wet swarf, coarse dust and similar deposited particles. Industrial vacuums work at a high vacuum level with a relatively low air flow.

2 Industrial dedusters

Dedusters are stationary machines that extract unsettled particles such as dust and fine swarf from the air. Industrial dedusters work at a low vacuum level with a relatively high air flow.

Table of contents: Industrial Vacuuming / Dedusting Solutions

Industrial vacuums	Page 14
Industrial dedusters	Page 56
Accessories for Industrial Vacuuming / Dedusting Solutions	Page 74
Customer specific Industrial Vacuuming / Dedusting Solutions	Page 112
Customer specific accessories	Page 152

POWER FOR DEMANDING TASKS

In industry, substances are produced in quantities that push even the most powerful vacuum cleaners to their limits. You can only vacuum these substances, such as sharp-edged swarf, aggressive coolants and combustible dust, reliably and in a recycling-friendly manner, in large volumes and in minimal time, with special industrial vacuums.



Table of contents: Industrial vacuums

Industrial vacuums Liquid / Swarf	Page 16
Industrial vacuums Solid / Dust	Page 28
Industrial vacuums Ex	Page 48



1 Industrial vacuums for liquids and swarf

Our robust industrial vacuums are also capable of permanently and reliably withstanding large quantities of abrasive swarf and lubricants. As a result, our industrial vacuums are your first choice for vacuuming swarf and emulsions, e.g. from milling machines and modern machining centres.

2 Industrial vacuums for solids and dust

Discover our broad product portfolio of industrial vacuums with special filter engineering for vacuuming fine and coarse solids and dusts. These industrial vacuums are equipped with high-quality filter engineering for hazardous substances and have a particularly long service life thanks to filter cleaning.

3 Industrial vacuums Ex


With our certified explosion-proof industrial vacuums for ATEX Zone 22 with dust classes M and H, you always have the optimal solution for vacuuming explosive dusts.

How to read the machine names:

Model	Container capacity /	Rated input power during operation	Motor	Equipment
Example: IVR-L	100	40		Sc
	Volume in litres	in kW/10 (no comma)		
IVR-L	= Industrial vacuum robust class liquids/swarf 30 = 30 l 40 = 40 l	55 = 5.5 kW 55-Pp = in case of a pneumatic drive	-1 = 1-phase, 1 motor -2 = 1-phase, 2 motors -3 = 1-phase, 3 motors	without designation = standard equipment Tact/Tact² = fully automatic filter cleaning
IVS	= Industrial vacuum super class 65 = 65 l		without designation	Afc = automatic filter cleaning
IVR	= Industrial vacuum robust class 100 = 100 l	equivalent to kW/10	without designation	Ap = manual or semi-automatic filter cleaning
IVM	= Industrial vacuum middle class ...		= 3-phases, 1 motor	Tc = tilting chassis
IVC	= Industrial vacuum compact class			Sc = set-down container
IVR-B	= Build-in unit			Ef = emptying flap
				Op = overflow protection
				Dp = drum pump
				Me = stainless steel container
				H = high hazardous dusts
				M = medium hazardous dusts
				L = light hazardous dusts
				Z22 = built i.a.w. Zone 22 directive (not certified)

INDUSTRIAL VACUUMS FOR LARGE QUANTITIES OF ABRASIVE SWARF AND LUBRICANTS

Vacuum cleaners that effortlessly endure several hours daily or continuous operation 24/7 are needed in industry. The spectrum of substances ranges from small to very large quantities of abrasive swarf and coarse particles via discharged media through to liquids such as oil, cooling emulsion and water.



1 Built for industry



Through our ongoing exchange with users in industry we know exactly what is needed when it comes to industrial vacuums. And we consistently implement this in our products: sturdy tubular steel designs, high wall thicknesses for abrasive media, compact design with 360° hose connection for large working range and time savings, oil-resistant and wear-resistant cables and reels. On top of this, a service-friendly design and special discharge and emptying systems. Low-noise, insulated housing, fill-level control and overflow protection, as well as clever accessory storage on the machine, are also important.

2 For tough everyday cleaning tasks

Powerful vacuum cleaners are used almost everywhere in industry. One typical application is workpiece cleaning after machining with coolant application. For general industrial and maintenance cleaning, vacuum cleaners are used on average 2 to 3 hours per day in order to clean floors and clear up leaks from pipes or production residues. Vacuum cleaners are essential for daily machine cleaning, as well as for maintenance activities on machining centres. We achieve the necessary high suction power combined with a compact design thanks to single-phase bypass turbines. For machines with 2 turbines they can be switched separately in order to avoid voltage peaks.

3 Stable in continuous industrial operation

Stationary continuous use 24/7 for vacuuming swarf and cooling lubricants in the machining process directly at the point of origin places extremely high demands on industrial vacuums. For this, we provide multi-site solutions that can be integrated in the process. You can extend these with one or several manual suction points or machine connections as required. These solutions combine high suction power with formidable energy efficiency for low operating costs in continuous operation. Our three-phase side channel blowers in energy efficiency class IE2 are extremely durable with a guaranteed continuous use of 20,000 hours.

	Order no.	Price	Container capacity (l)	Power supply (Ph / V / Hz)	Rated input power (kW)	Max. air flow rate (l/s / m³/h)	Vacuum (mbar / kPa)	Flat pleated filter	Star/pocket filter	Cartridge filter	Surface filter	Page
Robust class												
	IVR-L 100/40 Sc	9.989-401.0	100	3 / 400 / 50-60	4.7	138 / 495	140 / 14	-	-	-	■	20
	IVR-L 100/30 Sc	9.986-064.0	100	3 / 400 / 50-60	3	87.5 / 315	260 / 26	-	-	-	■	20
	IVR-L 400/24-2 Tc	9.989-402.0	400	1 / 220-240 / 50-60	2.4	148 / 532	230 / 23	-	-	-	■	21
	IVR-L 200/24-2 Tc Dp	9.989-404.0	200	1 / 220-240 / 50-60	2.4	148 / 532	230 / 23	-	-	-	■	22
	IVR-L 120/24-2 Tc Me Dp	9.987-890.0	120	1 / 220-240 / 50-60	2.4	148 / 532	230 / 23	-	-	-	■	23
	IVR-L 120/24-2 Tc Me	9.987-889.0	120	1 / 220-240 / 50-60	2.4	148 / 532	230 / 23	-	-	-	■	23
	IVR-L 120/24-2 Tc	9.987-888.0	120	1 / 220-240 / 50-60	2.4	148 / 532	230 / 23	-	-	-	■	23
	IVR-L 100/24-2 Tc Me Dp	9.987-887.0	100	1 / 220-240 / 50-60	2.4	148 / 532	230 / 23	-	-	-	■	25
	IVR-L 100/24-2 Tc Me	9.987-886.0	100	1 / 220-240 / 50-60	2.4	148 / 532	230 / 23	-	-	-	■	25
	IVR-L 100/24-2 Tc Dp	9.989-400.0	100	1 / 220-240 / 50-60	2.4	148 / 532	230 / 23	-	-	-	■	25
	IVR-L 100/24-2 Tc	9.987-885.0	100	1 / 220-240 / 50-60	2.4	148 / 532	230 / 23	-	-	-	■	25
	IVR-L 100/24-2 Me	9.987-884.0	100	1 / 220-240 / 50-60	2.4	148 / 532	230 / 23	-	-	-	■	25
	IVR-L 100/24-2	9.987-883.0	100	1 / 220-240 / 50-60	2.4	148 / 532	230 / 23	-	-	-	■	25
	IVR-L 65/20-2 Tc	9.989-403.0	65	1 / 220-240 / 50-60	2	100 / 360	220 / 22	-	-	-	■	26
	IVR-L 65/12-1 Tc	9.986-055.0	65	1 / 220-240 / 50-60	1.2	59 / 212.4	230 / 23	-	-	-	■	26
	IVR-L 40/12-1	9.986-054.0	40	1 / 220-240 / 50-60	1.2	59 / 212.4	230 / 23	-	-	-	■	27

■ Included in the scope of supply.



1 Collecting containers in every shape

With capacities from 40 to 400 litres, our collecting containers cover every requirement appropriate to the application. Depending on the machine, there are steel containers for cooling lubricants and swarf or stainless steel containers for collecting aggressive liquids.

2 Effortless emptying of solids

A filter basket is used for separating solids and liquids in the industrial vacuum. This can be easily removed and emptied separately. For vacuum cleaners with tilting chassis, this allows safe manual emptying with little effort. A settling chassis trolley with roller collecting container permits emptying without removal of the drive unit. Crane lugs or crane yokes on large vacuum cleaners guarantee safe grabbing and emptying by crane. Welded forklift inserts allow safe and convenient emptying with a forklift.

3 Convenient emptying of liquids

A transparent emptying hose serves for the simple emptying of liquids and at the same time as an unobstructed filling level indicator. With a drum pump you can discharge liquids with a height difference of up to 6 metres.

4 Mobile, can be lifted by crane and moved by forklift


Large wheels on vacuum cleaners and containers are the basis for the high mobility of our vacuum cleaners, even on uneven terrain. For safe loading by crane or forklift, some of our vacuum cleaners are fitted with crane lugs and/or welded forklift inserts.

ROBUST CLASS



The work horse for vacuuming abrasive suction media.

Whether you need to vacuum coolants, emulsions, oil or water, with or without swarf – the powerful liquid and swarf vacuums with settling container are ideal for heavy-duty industrial uses.



1 Easy and safe emptying system without removal of drive head

- Settling container and rolling container for ergonomic emptying.

2 Convenient, manual and safe draining of liquids

- Drain hose on the container for safe draining of oils and coolants.
- Filling level indicator on the drain hose and machine to prevent overfilling.

IVR-L 100/40 Sc

IVR-L 100/30 Sc

- Compact design that takes up very little floor space
- Sound-damping

- Compact design that takes up very little floor space
- Sound-damping

Technical data			
Current type	Ph / V / Hz	3 / 400 / 50	3 / 400 / 50
Rated input power during operation	kW	4.7	3
Air flow rate	l/s / m³/h	137.5 / 495	87.5 / 315
Vacuum	mbar / kPa	140 / 14	260 / 26
Container capacity	l	100	100
Filter area	m²	0.45	0.45
Main filter dust class		L	L
Sound pressure level	dB(A)	71	68
Cable length	m	7.5	7.5
Nominal diameter of connection		DN 70	DN 70
Nominal diameter of accessory		DN 70 / DN 50	DN 70 / DN 50
Weight	kg	168	141
Dimensions (L x W x H)	mm	855 x 760 x 1890	855 x 760 x 1800
Order No.		9.989-401.0	9.986-064.0
Price			

ROBUST CLASS



For extremely large quantities of liquids and swarf.

Thanks to the 400 l collection container, the IVR-L 400/24-2 Tc can also effortlessly keep working for very long intervals. The liquid and swarf vacuum is designed for vacuuming very large quantities of highly abrasive suction waste. It is emptied using minimum force by a tilting chassis and a forklift.



1 Emptying system with a tilting chassis enables safe manual emptying

- Frame system enables ergonomic tilted emptying using the roll-off mechanism.

2 Easy and safe emptying system without removal of drive head

- Drain hose on the container for safe draining of oils and coolants.
- Filling level indicator on the drain hose and machine to prevent overfilling.

IVR-L 400/24-2 Tc

- Tilting chassis
- Visual filling level indicator

Technical data			
Current type	Ph / V / Hz	1 / 220-240 / 50-60	
Rated input power during operation	kW	2.4	
Air flow rate	l/s / m³/h	148 / 532	
Vacuum	mbar / kPa	230 / 23	
Container capacity	l	400	
Filter area	m²	0.45	
Main filter dust class		L	
Sound pressure level	dB(A)	68	
Cable length	m	10	
Nominal diameter of connection		DN 50	
Nominal diameter of accessory		DN 50 / DN 40	
Weight	kg	201	
Dimensions (L x W x H)	mm	1730 x 805 x 1390	
Order No.		9.989-402.0	
Price			

ROBUST CLASS

ROBUST CLASS

Large quantities – perfectly separated.

Liquid and swarf vacuums in the IVR-L-200 range have a huge capacity and, when used with the swarf basket, can reliably separate large quantities of solids and liquids. A drum pump makes it particularly quick and easy to empty the liquid suction media.



- 1 Drum pump function**
 - An autonomous drum pump significantly increases the ability for vacuumed matter to be returned at a high emptying level.
- 2 Easy and safe emptying system without removal of drive head**
 - Drain hose on the container for safe draining of oils and coolants.
 - Filling level indicator on the drain hose and machine to prevent overfilling.

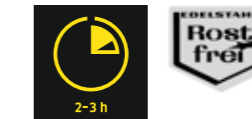
IVR-L 200/24-2 Tc Dp

- Drum pump function
- Visual filling level indicator

Technical data		
Current type	Ph / V / Hz	1 / 220-240 / 50-60
Rated input power during operation	kW	2.4
Air flow rate	l/s / m³/h	148 / 532
Vacuum	mbar / kPa	230 / 23
Container capacity	l	200
Filter area	m²	0.45
Main filter dust class		L
Sound pressure level	dB(A)	68
Cable length	m	10
Nominal diameter of connection		DN 50
Nominal diameter of accessory		DN 50 / DN 40
Weight	kg	134
Dimensions (L x W x H)	mm	1485 x 760 x 1550
Order No.		9.989-404.0
Price		

Works all kinds of miracles with large suction volumes.

With a 120-litre capacity, the IVR-L 120 vacuums offer the longest emptying intervals. The oil-resistant design makes the machine ideal for removing oil.



- 1 New drive head for increased safety, convenience and power**
 - The low weight of the drive head ensures easier handling during transport, emptying and servicing.
 - Greater work safety during transport due to cable storage on the machine head.
- 2 360° working radius**
 - Clean in all directions thanks to the rotatable hose connection on the suction head. Tangle-free suction hose.

IVR-L 120/24-2 Tc Me Dp

IVR-L 120/24-2 Tc Me

IVR-L 120/24-2 Tc


- Tilting chassis
- Stainless steel container
- Drum pump function
- Tilting chassis
- Stainless steel container
- Visual filling level indicator
- Tilting chassis
- Visual filling level indicator

Technical data				
Current type	Ph / V / Hz	1 / 220-240 / 50-60	1 / 220-240 / 50-60	1 / 220-240 / 50-60
Rated input power during operation	kW	2.4	2.4	2.4
Air flow rate	l/s / m³/h	148 / 532	148 / 532	148 / 532
Vacuum	mbar / kPa	235 / 23	235 / 23	235 / 23
Container capacity	l	120	120	120
Filter area	m²	0.45	0.45	0.45
Main filter dust class		L	L	L
Sound pressure level	dB(A)	68	68	68
Cable length	m	10	10	10
Nominal diameter of connection		DN 50	DN 50	DN 50
Nominal diameter of accessory		DN 50 / DN 40	DN 50 / DN 40	DN 50 / DN 40
Weight	kg	72	65	66
Dimensions (L x W x H)	mm	745 x 710 x 1420	740 x 620 x 1180	740 x 620 x 1180
Order No.		9.987-890.0	9.987-889.0	9.987-888.0
Price				

ROBUST CLASS

Diverse applications in everyday industrial use

Whether with stainless steel container, tilting chassis or drum pump function: the dual-motor IVR-L variants offer the greatest versatility and the right solution for any application.



1 New drive head for increased safety, convenience and power

- The low weight of the drive head ensures easier handling during transport, emptying and servicing.
- Greater work safety during transport due to cable storage on the machine head.
- Integrated exhaust air cover prevents dirt ingress in the motor compartment.



2 360° working radius

- Clean in all directions thanks to the rotatable hose connection on the suction head. Tangle-free suction hose.



3 Safe accessory storage

- Suction hose storage hook and specific accessory storage for a clean, tidy and ready-to-use machine.



4 Drum pump function

- An autonomous drum pump significantly increases the ability for vacuumed matter to be returned at a high emptying level

TECHNICAL DATA AND EQUIPMENT

		IVR-L 100/24-2 Tc Me Dp	IVR-L 100/24-2 Tc Me	IVR-L 100/24-2 Tc Dp
		■ Tilting chassis ■ Stainless steel container ■ Drum pump function	■ Tilting chassis ■ Stainless steel container ■ Visual filling level indicator	■ Tilting chassis ■ Drum pump function ■ Visual filling level indicator
Technical data				
Current type	Ph / V / Hz	1 / 220-240 / 50-60	1 / 220-240 / 50-60	1 / 220-240 / 50-60
Rated input power during operation	kW	2.4	2.4	2.4
Air flow rate	l/s / m³/h	148 / 532	148 / 532	148 / 532
Vacuum	mbar / kPa	230 / 23	230 / 23	230 / 23
Container capacity	l	100	100	100
Filter area	m²	0.45	0.45	0.45
Main filter dust class		L	L	L
Sound pressure level	dB(A)	68	68	68
Cable length	m	10	10	10
Nominal diameter of connection		DN 50	DN 50	DN 50
Nominal diameter of accessory		DN 50 / DN 40	DN 50 / DN 40	DN 50 / DN 40
Weight	kg	56	58.8	57
Dimensions (L x W x H)	mm	840 x 660 x 1320	840 x 660 x 1320	840 x 660 x 1320
Order No.		9.987-887.0	9.987-886.0	9.989-400.0
Price				



		IVR-L 100/24-2 Tc	IVR-L 100/24-2 Me	IVR-L 100/24-2
		■ Tilting chassis ■ Visual filling level indicator	■ Compact design that takes up very little floor space ■ Stainless steel container	■ Compact design that takes up very little floor space ■ Visual filling level indicator
Technical data				
Current type	Ph / V / Hz	1 / 220-240 / 50-60	1 / 220-240 / 50-60	1 / 220-240 / 50-60
Rated input power during operation	kW	2.4	2.4	2.4
Air flow rate	l/s / m³/h	148 / 532	148 / 532	148 / 532
Vacuum	mbar / kPa	230 / 23	230 / 23	230 / 23
Container capacity	l	100	100	100
Filter area	m²	0.45	0.45	0.45
Main filter dust class		L	L	L
Sound pressure level	dB(A)	68	68	68
Cable length	m	10	10	10
Nominal diameter of connection		DN 50	DN 50	DN 50
Nominal diameter of accessory		DN 50 / DN 40	DN 50 / DN 40	DN 50 / DN 40
Weight	kg	50	41	44
Dimensions (L x W x H)	mm	640 x 620 x 1060	640 x 620 x 1060	640 x 620 x 1060
Order No.		9.987-885.0	9.987-884.0	9.987-883.0
Price				

ROBUST CLASS

Compact, robust and suitable for universal use.



Fitted with powerful bypass turbines, the sturdy liquid and swarf vacuums in the IVR-L-65 range produce impressive results in harsh industrial applications such as daily machine and maintenance cleaning. Thanks to their extremely compact design, the vacuums take up very little floor space.



1 Emptying system with a tilting chassis enables safe manual emptying

- Frame system enables ergonomic tilted emptying using the roll-off mechanism.

2 Easy and safe emptying system without removal of drive head

- Drain hose on the container for safe draining of oils and coolants.
- Filling level indicator on the drain hose and machine to prevent overfilling.

IVR-L 65/20-2 Tc

IVR-L 65/12-1 Tc

- Tilting chassis
- Compact design that takes up very little floor space
- Visual filling level indicator

- Tilting chassis
- Compact design that takes up very little floor space
- Visual filling level indicator


Technical data			
Current type	Ph / V / Hz	1 / 220-240 / 50-60	1 / 220-240 / 50-60
Rated input power during operation	kW	2	1.2
Air flow rate	l/s / m³/h	100 / 360	59 / 212.4
Vacuum	mbar / kPa	220 / 22	230 / 23
Container capacity	l	65	65
Filter area	m²	0.25	0.25
Main filter dust class		L	L
Sound pressure level	dB(A)	70	70
Cable length	m	10	10
Nominal diameter of connection		DN 50	DN 50
Nominal diameter of accessory		DN 50 / DN 40	DN 40
Weight	kg	46	40
Dimensions (L x W x H)	mm	730 x 570 x 1330	730 x 570 x 1330
Order No.		9.989-403.0	9.986-055.0
Price			

ROBUST CLASS

Powerful entry-level model in the world of liquid vacuums.



Machines in the IVR-L range for the metalworking industry are exceptionally robust and durable, and deliver outstanding results in day-to-day heavy-duty use.



1 Long-lasting

- High-quality materials and robust welding techniques guarantee a long service life.
- An oil-resistant power cable is included as standard and further prolongs the machine's service life.

2 Float ball for volume flow disruption

- A float ball in the machine head interrupts the suction flow as soon as the maximum filling capacity is reached.
- Implemented as an emergency circuit. The filter must be dry when restarting.

IVR-L 40/12-1

- Compact design that takes up very little floor space
- Visual filling level indicator

Technical data			
Current type	Ph / V / Hz	1 / 220-240 / 50-60	
Rated input power during operation	kW	1.2	
Air flow rate	l/s / m³/h	59 / 212.4	
Vacuum	mbar / kPa	230 / 23	
Container capacity	l	40	
Filter area	m²	0.25	
Main filter dust class		L	
Sound pressure level	dB(A)	70	
Cable length	m	10	
Nominal diameter of connection		DN 50	
Nominal diameter of accessory		DN 40	
Weight	kg	33	
Dimensions (L x W x H)	mm	720 x 525 x 1180	
Order No.		9.986-054.0	
Price			


THE VACUUM CLEANER WITH THE SPECIAL FILTER TECHNOLOGY

Diverse substances and media have to be vacuumed in different industries. Discharged media, hazardous dust, fine and coarse swarf, sand, spray agents, all types of fibres, food remnants, organic substances, very light to very heavy materials all place strict requirements on the filter engineering used. In our Kärcher industry system you will find the optimal filter for every task, regardless of whether it is for daily use at hourly intervals or continuous operation 24/7 directly in the process.



Table of contents: Industrial vacuums Solid / Dust

Super class	Page	32
Robust class	Page	34
Middle class	Page	42
Compact class	Page	43
Build-in units	Page	47



1 Products designed specially for industry






Durable filters suitable for industrial use with very high separation degrees guarantee that no hazardous substances reach the surrounding area. Effective filter cleaning maximises the service life of the filters. A pre-separation system using the cyclone principle with intake manifolds at the side ensures that the suction material is curbed and less of it reaches the filter. This extends the service life of the filter and the machine. User-friendly discharge and emptying systems for solids allow fast emptying without having to remove the suction head. Special systems are available as optional equipment for dust-free emptying.

2 For tough everyday cleaning tasks

Industrial vacuums for solids and dust for use over 2 to 3 hours per day are essential for many applications. Typical applications include maintenance cleaning of production lines in the entire process chain, e.g. floors, pipes, machine interiors, filling plants, the cleaning of workshops with excessive dust accumulation such as joineries and paintshops and, last but not least, workpiece cleaning after dry machining such as grinding, brushing or milling. You can also connect these vacuum cleaners directly to machining centres. Extremely high suction powers are available thanks to the compact design of the turbines and up to 3 single-phase bypass turbines.

3 For tough continuous industrial use

Continuous stationary use 24/7 for vacuuming dry residues in the machining process directly at the point of origin places strict requirements on industrial vacuums. We provide multi-site solutions which you can extend as required with one or several manual suction points or machine connections. These solutions combine high suction power with formidable energy efficiency for low operating costs in continuous operation. Our three-phase side channel blowers in energy efficiency class IE2 are extremely durable with a guaranteed continuous use of 20,000 hours.

	Order no.	Price	Container capacity (l)	Power supply (Ph / V / Hz)	Rated input power (kW)	Max. air flow rate (l/s / m³/h)	Vacuum (mbar / kPa)	Flat pleated filter	Star/pocket filter	Cartridge filter	Surface filter	Page
Super Class												
	IVS 100/75 M	1.573-822.0	100	3 / 400 / 50-60	7.5	103.6 / 373	305 / 30.5	-	■	-	-	33
	IVS 100/55 M	1.573-722.0	100	3 / 400 / 50-60	5.5	98.1 / 353	250 / 25	-	■	-	-	33
	IVS 100/40 M	1.573-622.0	100	3 / 400 / 50-60	4.2	61.1 / 220	150 / 15	-	■	-	-	33
	IVS 100/40	1.573-620.0	100	3 / 400 / 50-60	4.2	61.1 / 220	150 / 15	-	■	-	-	33
	IVS 100/75 Longopac	1.573-821.0	100	3 / 400 / 50-60	7.5	149 / 536	290 / 29	-	■	-	-	33
	IVS 100/55 Longopac	1.573-721.0	100	3 / 400 / 50-60	5.5	139 / 500	250 / 25	-	■	-	-	33
	IVS 100/40 Longopac	1.573-621.0	100	3 / 400 / 50-60	4.2	139 / 500	175 / 17.5	-	■	-	-	33
Robust Class												
	IVR 100/40 Sc	9.986-069.0	100	3 / 400 / 50-60	4.7	137.5 / 495	150 / 15	-	■	-	-	34
	IVR 100/30 Sc	9.989-413.0	100	3 / 400 / 50-60	3	87.5 / 315	260 / 26	-	■	-	-	34
	IVR 100/24-2 Sc	9.989-414.0	100	1 / 220-240 / 50-60	2.4	148 / 532	230 / 23	-	■	-	-	34
	IVR 100/75-Pp Sc	9.978-764.0	100	1 / 220-240 / 50-60	7.5	203 / 732	500 / 50	-	■	-	-	35
	IVR 100/40-Pp Sc	9.978-763.0	100	1 / 220-240 / 50-60	4.7	95 / 341	500 / 50	-	■	-	-	35
	IVR 100/60 Ef	9.989-405.0	100	3 / 400 / 50-60	6	175 / 630	260 / 26	-	■	-	-	36
	IVR 100/30 Ef	9.989-406.0	100	3 / 400 / 50-60	3	87.5 / 315	260 / 26	-	■	-	-	36
	IVR 100/24-2 Ef	9.989-407.0	100	1 / 220-240 / 50-60	2.4	148 / 532	230 / 23	-	■	-	-	36
	IVR 100/75-Pp Ef	9.978-765.0	100	1 / 220-240 / 50-60	7.5	230 / 732	500 / 50	-	■	-	-	37
	IVR 50/40 Sc	9.989-412.0	50	3 / 400 / 50-60	4.7	138 / 495	140 / 14	-	■	-	-	39
	IVR 50/30 Sc	9.989-411.0	50	3 / 400 / 50-60	3	87.5 / 315	260 / 26	-	■	-	-	39
	IVR 50/15 Sc	9.989-409.0	50	3 / 400 / 50-60	1.5	58 / 210	200 / 20	-	■	-	-	39
	IVR 50/24-2 Sc	9.989-410.0	50	1 / 220-240 / 50-60	2.4	148 / 532	230 / 23	-	■	-	-	39
	RI 331 D4 IE2-IS-H	9.987-559.0	50	3 / 400 / 50-60	4.7	138 / 495	140 / 14	-	■	-	-	39
	RI 331 D3 IE2-IS-H	9.987-558.0	50	3 / 400 / 50-60	3	88 / 315	260 / 26	-	■	-	-	39
	IVR 40/30 Sc	9.986-067.0	40	3 / 400 / 50-60	3	88 / 315	260 / 26	-	■	-	-	40
	IVR 40/15 Sc	9.986-066.0	40	3 / 400 / 50-60	1.5	58 / 210	210 / 21	-	■	-	-	40
	IVR 40/24-2 Sc	9.989-408.0	40	1 / 220-240 / 50-60	2.4	148 / 532	230 / 23	-	■	-	-	40
	IVR 35/20-2 Sc Me	9.986-065.0	35	1 / 220-240 / 50-60	2	100 / 360	220 / 22	-	■	-	-	41
Middle Class												
	IVM 60/30	1.573-520.0	60	3 / 400 / 50-60	3	68 / 245	286 / 28.6	-	■	-	-	42
	IVM 60/36 -3	1.573-320.0	60	1 / 220-240 / 50-60	3.6	221 / 799	254 / 25.4	-	■	-	-	42
Compact Class												
	IVC 60/30 Tact²	1.576-101.0	60	3 / 400 / 50-60	3	68 / 245	286 / 28.6	■	-	-	-	43
	IVC 60/30 Ap	1.576-107.0	60	3 / 400 / 50-60	3	68 / 245	286 / 28.6	■	-	-	-	43
	IVC 60/30 Tact² Lp	1.576-115.0	60	3 / 400 / 50-60	3	68 / 245	286 / 28.6	■	-	-	-	43
	IVC 60/24-2 Tact² M	1.576-105.0	60	1 / 220-240 / 50-60	2.4	72.2 / 260	224 / 22.4	■	-	-	-	45
	IVC 60/24-2 Tact²	1.576-100.0	60	1 / 220-240 / 50-60	2.4	148 / 532	254 / 25.4	■	-	-	-	45
	IVC 60/24-2 Ap	1.576-104.0	60	1 / 220-240 / 50-60	2.4	148 / 532	254 / 25.4	■	-	-	-	45
	IVC 60/24-2 Tact² Lp	1.576-114.0	60	1 / 220-240 / 50-60	2.4	148 / 532	254 / 25.4	■	-	-	-	45
	IVC 60/12-1 Tact Ec	1.576-102.0	60	1 / 220-240 / 50-60	1.2	62.5 / 225	244 / 24.4	■	-	-	-	46
Build-in units												
	IVR-B 50/30	9.989-415.0	50	3 / 400 / 50-60	3	87.5 / 315	260/26	-	-	■	-	47
	IVR-B 30/15	9.989-416.0	30	3 / 400 / 50-60	1.5	58 / 210	200/20	-	-	■	-	47
	IVR-B 20/8	9.989-417.0	20	3 / 400 / 50-60	0.8	38.8/140	90/9	-	-	■	-	47

■ Included in the scope of supply.



1 Diverse filter engineering

Our industrial vacuums in dust classes L, M, H with filter types such as surface filter, star filter, pocket filter, cartridge filter and flat pleated filter provide the appropriate solution for every requirement.

2 Effective filter cleaning

Manual filter cleaning guarantees a consistently high suction power and long life of the filter.

3 Application-oriented collecting containers

With capacities from 20 to 100 litres, our containers for solids and dust cover every requirement appropriate to the application. We use steel containers for normal solids and swarf or stainless steel containers for collecting tough media.

4 Easy emptying

A settling container with roller collecting container makes ergonomic emptying possible with little effort, particularly for heavy suction material. Vacuum cleaners with crane lugs or crane yokes guarantee safe grabbing and emptying by crane. Welded forklift inserts allow safe and convenient emptying with a forklift.

5 Dust-free emptying

For dust-free emptying our vacuum cleaners are equipped either with collecting containers or our Longopac emptying system. You can insert a disposal bag in the collecting container, which ensures that hazardous dust does not reach the surrounding area again. The Longopac emptying system with endless hose allows quick, dust-free dust disposal in considerably less time and with reduced operating costs.

6 Simple discharge

A manual emptying flap allows the discharge of heavy media into underfloor conveyors or containers without the removal of the drive head.

7 Perfect mobility

Large rollers on vacuum cleaners and containers are the basis for the high mobility of our vacuum cleaners, even on uneven terrain. For safe loading by crane or forklift, many of our vacuum cleaners are fitted with crane lugs and/or welded forklift inserts.

SUPER CLASS

High-power machines with stamina



The new Kärcher Super class IVS 100 industrial vacuums are powerful, robust and highly reliable machines. With a motor runtime of about 20,000 hours – which corresponds to 2,500 days in continuous operation for eight hours a day – they are real workhorses. The large star filter ensures optimum suction power.



1 Optional remote control

- Optional radio remote control for machine operation from a distance of up to 30 m.
- Convenient, time-saving operation of the machine in a single forward movement.
- Optimal space utilisation: the vacuum cleaner can be stored in unused or safety areas.



2 Power-saving soft start

- Low starting current prevents power supply voltage dips.
- Low energy peaks ensure lower energy costs.
- Only low machine fuse protection necessary (16 A fuse protection is sufficient for up to 5.5 A).



3 User-friendly machine handling

- Hose hook and accessory storage ensure fast tool access and tidy storage.
- Integrated cable hook for secure cable storage.
- All hooks can be hung freely on the machine via a clip system.



4 User-friendly settling chassis

- Easy and time-saving container removal directly on the handle.
- The practical container handle serves as an aid for pulling and pushing the machine to the emptying point.
- Large industrial rollers ensure maximum mobility even on uneven floors and under heavy load.

TECHNICAL DATA AND EQUIPMENT

		IVS 100/75 M	IVS 100/55 M	IVS 100/40 M IVS 100/40
		■ Certified for dust class M ■ Extra-large filter area ■ Pole reverse plug	■ Certified for dust class M ■ Extra-large filter area ■ Pole reverse plug	■ Certified for dust class M ■ Extra-large filter area ■ Pole reverse plug
Technical data				
Current type	Ph / V / Hz	3 / 400 / 50	3 / 400 / 50	3 / 400 / 50
Rated input power during operation	kW	7.5	5.5	4.2
Air flow rate	l/s / m³/h	103.6 / 373	98.1 / 353	61.1 / 220 138 / 500
Vacuum	mbar / kPa	305 / 30.5	240 / 24	154 / 15.4
Container capacity	l	100	100	100
Filter area	m²	2.2	2.2	2.2
Main filter dust class		M	M	M
Sound pressure level	dB(A)	73	77	75
Cable length	m	8	8	8
Nominal diameter of connection		DN 70	DN 70	DN 70
Nominal diameter of accessory		DN 70 / DN 50	DN 70 / DN 50	DN 70 / DN 50
Weight	kg	165	148	142
Dimensions (L x W x H)	mm	1202 x 686 x 1465	1202 x 686 x 1465	1202 x 686 x 1465 1202 x 771 x 1470
Order No.		1.573-822.0	1.573-722.0	1.573-622.0 -620.0
Price				


		IVS 100/75 Lp	IVS 100/55 Lp	IVS 100/40 Lp
		■ Longopac disposal system ■ Extra-large filter area ■ Pole reverse plug	■ Longopac disposal system ■ Extra-large filter area ■ Pole reverse plug	■ Longopac disposal system ■ Extra-large filter area ■ Pole reverse plug
Technical data				
Current type	Ph / V / Hz	3 / 400 / 50	3 / 400 / 50	3 / 400 / 50
Rated input power during operation	kW	7.5	5.5	4.2
Air flow rate	l/s / m³/h	148 / 536	138 / 500	138 / 500
Vacuum	mbar / kPa	290 / 29	240 / 24	175 / 17.5
Container capacity	l	-	-	-
Filter area	m²	2.2	2.2	2.2
Main filter dust class		M	M	M
Sound pressure level	dB(A)	73	77	75
Cable length	m	8	8	8
Nominal diameter of connection		DN 70	DN 70	DN 70
Nominal diameter of accessory		DN 70 / DN 50	DN 70 / DN 50	DN 70 / DN 50
Weight	kg	173	158	155
Dimensions (L x W x H)	mm	1202 x 686 x 1465	1202 x 771 x 1470	1202 x 686 x 1465
Order No.		1.573-821.0	1.573-721.0	1.573-621.0
Price				

ROBUST CLASS



The robust machine with the highest performance

A long-lasting, powerful, energy-efficient side channel blower is at the core of the extremely reliable IVR 100 industrial vacuum with set-down container. Not only does it provide the best suction power, it also enables very long operating cycles. Suitable for safe vacuuming of flammable dusts. For installation in non-explosion areas.




- 1 Highly efficient IE2 motor for higher suction power**
 - With comparably rated input power, the IE2 motor delivers 5% more suction power than conventional motors.
- 2 High-quality washable pocket filter**
 - Longer service life, less maintenance effort and lower costs. Ideal for industrial use.
 - Unrivalled effective manual filter cleaning thanks to reinforcement lattice in every filter bag.

ROBUST CLASS



Pneumatic drive provides maximum suction power

A wear-free, pneumatic drive gives our machines high vacuum levels and air flow rates so that long suction distances can also be achieved without losing any suction power. In addition, the low operating noise also means they are suitable for use in noise-sensitive areas.



- 1 Low-dust emptying system with PE bag**
 - Low-dust emptying thanks to closing mechanism and pressure compensation hose.
- 2 Easy filter cleaning thanks to manual shaking mechanism**
 - Regular operation of the shaking lever for constantly high suction power.
 - Unrivalled effective manual filter cleaning thanks to reinforcement lattice in every filter bag.

	IVR 100/40 Sc	IVR 100/30 Sc	IVR 100/24-2 Sc
--	---------------	---------------	-----------------

- | | | |
|--|--|--|
| ■ Compact design that takes up very little floor space | ■ Compact design that takes up very little floor space | ■ Compact design that takes up very little floor space |
| ■ Manual filter cleaning | ■ Manual filter cleaning | ■ Manual filter cleaning |
| ■ Sound-damping | ■ Sound-damping | ■ Manual filter cleaning |

Technical data			
Current type	Ph / V / Hz	3 / 400 / 50	3 / 400 / 50
Rated input power during operation	kW	4.7	3
Air flow rate	l/s / m³/h	138 / 495	88 / 315
Vacuum	mbar / kPa	140 / 14	260 / 26
Container capacity	l	100	100
Filter area	m²	1.75	1.75
Main filter dust class		M	M
Sound pressure level	dB(A)	71	62
Cable length	m	7.5	7.5
Nominal diameter of connection		DN 50	DN 50
Nominal diameter of accessory		DN 50 / DN 40	DN 50 / DN 40
Weight	kg	184	159
Dimensions (L x W x H)	mm	915 x 760 x 2270	915 x 760 x 1975
Order No.		9.986-069.0	9.989-413.0
Price			9.989-414.0

	IVR 100/75-Pp Sc	IVR 100/40-Pp Sc
--	------------------	------------------

- | | |
|--|--|
| ■ Cyclone-like pre-separation system | ■ Cyclone-like pre-separation system |
| ■ Manual filter cleaning | ■ Manual filter cleaning |
| ■ Compact design that takes up very little floor space | ■ Compact design that takes up very little floor space |


Technical data			
Current type		-	-
Rated input power during operation	kW	7.5	4
Air flow rate	l/s / m³/h	203 / 732	95 / 341
Vacuum	mbar / kPa	500 / 50	500 / 50
Container capacity	l	100	100
Filter area	m²	1.75	1.75
Main filter dust class		M	M
Sound pressure level	dB(A)	80	80
Cable length		-	-
Nominal diameter of connection		DN 50	DN 50
Nominal diameter of accessory		DN 50 / DN	DN 50
Weight	kg	107	101
Dimensions (L x W x H)	mm	915 x 760 x 1583	915 x 760 x 1620
Order No.		9.978-764.0	9.978-763.0
Price			

ROBUST CLASS



Extremely heavy suction media, quick emptying.

The IVR 100 range with emptying flap is particularly good at reliably vacuuming very heavy suction media. Powerful drive turbines provide the very high suction power required while a sloping outlet makes emptying the collection container much easier.



1 Simple manual and customer-specific emptying of suction waste

- Emptying flap can be adapted to the customer-specific emptying site.
- Emptying flap can be adapted, for example for underfloor conveyors or containers.

2 Convenient and time-saving emptying option using a forklift

- Welded forklift plug-in units enable safe grabbing and emptying.

IVR 100/60 Ef

- With large emptying flap
- Manual filter cleaning
- Sound-damping

IVR 100/30 Ef

- With large emptying flap
- Compact design that takes up very little floor space
- Sound-damping

IVR 100/24-2 Ef

- With large emptying flap
- Manual filter cleaning
- Compact design that takes up very little floor space

Technical data		IVR 100/60 Ef	IVR 100/30 Ef	IVR 100/24-2 Ef
Current type	Ph / V / Hz	3 / 400 / 50	3 / 400 / 50	1 / 220-240 / 50-60
Rated input power during operation	KW	6	3	2.4
Air flow rate	l/s / m³/h	175 / 630	88 / 315	148 / 532
Vacuum	mbar / kPa	260 / 26	260 / 26	230 / 23
Container capacity	l	100	100	100
Filter area	m²	1.75	1.75	1.75
Main filter dust class		L	M	M
Sound pressure level	dB(A)	65	68	68
Cable length	m	7.5	7.5	10
Nominal diameter of connection		DN 70	DN 70	DN 50
Nominal diameter of accessory		DN 70 / DN 50	DN 70 / DN 50	DN 50 / DN 40
Weight	kg	260	172	116
Dimensions (L x W x H)	mm	1670 x 760 x 1840	950 x 715 x 1985	950 x 715 x 1640
Order No.		9.989-405.0	9.989-406.0	9.989-407.0
Price				

ROBUST CLASS



Pneumatic drive, very quick to empty.

With its extremely powerful and wear-free pneumatic drive, our IVR 100/75-Pp Ef industrial vacuum cleaner is specifically designed for demanding applications. It can vacuum even the heaviest of suction media effortlessly, even over long distances. The user-friendly integrated sloping outlet allows it to be emptied easily.



1 Convenient and time-saving emptying option using a crane

- Crane eyes enable safe grabbing and emptying by crane.

2 Easy filter cleaning thanks to manual shaking mechanism

- Regular operation of the shaking lever ensures constant suction power.
- Unrivalled effective manual filter cleaning thanks to reinforcement lattice in every filter bag.

IVR 100/75-Pp Ef

- With large emptying flap
- Cyclone-like pre-separation system
- Manual filter cleaning


Technical data		IVR 100/75-Pp Ef
Current type		-
Rated input power during operation	kW	7.5
Air flow rate	l/s / m³/h	203 / 732
Vacuum	mbar / kPa	500 / 50
Container capacity	l	100
Filter area	m²	1.75
Main filter dust class		M
Sound pressure level	dB(A)	80
Cable length		-
Nominal diameter of connection		DN 50
Nominal diameter of accessory		DN 50
Weight	kg	123
Dimensions (L x W x H)	mm	972 x 714 x 1629
Order No.		9.978-765.0
Price		

ROBUST CLASS

The robust model – equipped for every eventuality



Where other industrial vacuums with large container volumes need a correspondingly large amount of room, the vacuums in the IVR 50 range are characterised by taking up a comparatively small floor space. Suitable for safe vacuuming of flammable dusts. For installation in non-explosion areas.



1 Easy and safe emptying system without removal of drive head

- Easy and time-saving container removal directly on the handle.

2 Easy filter cleaning thanks to manual shaking mechanism

- Regular operation of the shaking lever for constantly high suction power.

3 Complies with dust class M for high occupational safety

- Dust class M filter engineering for vacuuming hazardous dust.

TECHNICAL DATA AND EQUIPMENT

		IVR 50/40 Sc	IVR 50/30 Sc	IVR 50/15 Sc
		■ Cyclone-like pre-separation system ■ Sound-damping ■ Ergonomic container guide	■ Cyclone-like pre-separation system ■ Sound-damping ■ Ergonomic container guide	■ Cyclone-like pre-separation system ■ Sound-damping ■ Ergonomic container guide
Technical data				
Current type	Ph / V / Hz	3 / 400 / 50	3 / 400 / 50	3 / 400 / 50
Rated input power during operation	kW	4.7	3	1.5
Air flow rate	l/s / m³/h	138 / 495	88 / 312	58 / 210
Vacuum	mbar / kPa	140 / 14	260 / 26	200 / 20
Container capacity	l	50	50	50
Filter area	m²	1.75	1.75	1.75
Main filter dust class		M	M	M
Sound pressure level	dB(A)	71	62	57
Cable length	m	7.5	7.5	7.5
Nominal diameter of connection		DN 50	DN 50	DN 50
Nominal diameter of accessory		DN 50 / DN 40	DN 50 / DN 40	DN 50 / DN 40
Weight	kg	179	154	139
Dimensions (L x W x H)	mm	855 x 760 x 1795	855 x 760 x 1675	855 x 760 x 1675
Order No.		9.989-412.0	9.989-411.0	9.989-409.0
Price				

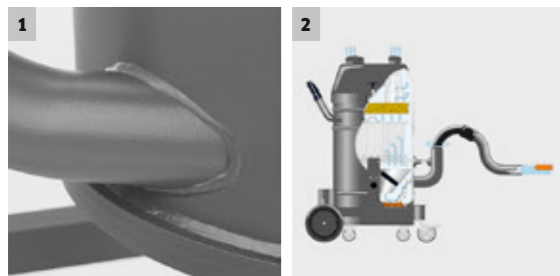
		IVR 50/24-2 Sc	RI 331 D4 IE2-IS-H	RI 331 D3 IE2-IS-H
		■ Cyclone-like pre-separation system ■ Ergonomic container guide	■ Cyclone-like pre-separation system ■ Sound-damping ■ Ergonomic container guide	■ Cyclone-like pre-separation system ■ Sound-damping ■ Ergonomic container guide
Technical data				
Current type	Ph / V / Hz	1 / 220-240 / 50-60	3 / 400-500 / 50-60	3 / 400 / 50-60
Rated input power during operation	kW	2.4	4	3
Air flow rate	l/s / m³/h	148 / 532	138 / 495	88 / 315
Vacuum	mbar / kPa	230 / 23	140 / 14	260 / 26
Container capacity	l	50	50	50
Filter area	m²	1.75	1.75	1.75
Main filter dust class		M	H	H
Sound pressure level	dB(A)	68	70	65
Cable length	m	10	7.5	7.5
Nominal diameter of connection		DN 50	DN 70	DN 50
Nominal diameter of accessory		DN 50 / DN 40	DN 70 / DN 50	DN 50 / DN 40
Weight	kg	99	197	173
Dimensions (L x W x H)	mm	855 x 760 x 1290	855 x 760 x 2090	855 x 760 x 1970
Order No.		9.989-410.0	9.987-559.0	9.987-558.0
Price				

ROBUST CLASS

The robust model for confined spaces



Industrial vacuums in the IVR 40 range with set-down container are particularly suitable for tight spaces thanks to their compact dimensions and low height. As they are torque-operated, they can also be used in continuous operation 24/7. Suitable for safe vacuuming of flammable dusts. For installation in non-explosion areas.




- 1 Robust material and a design suitable for industrial purposes**
 - Ideal for use in the metals processing industry.
 - The material thickness of 1.25 mm and mostly welded joints ensure a long service life - even with abrasive suction waste.
- 2 Cyclone-like pre-separation system**
 - Protects the filter and increases its working time. This saves on costs and increases versatility.

ROBUST CLASS

The entry-level model in the robust class



Industrial vacuums in the IVR series are characterised by agility, robustness and durability. Powerful turbines with intelligent sound-damping combine convenient working with excellent performance.



- 1 Robust material and a design suitable for industrial purposes**
 - Ideal for use in the metals processing industry.
 - The material thickness of 1.25 mm and mostly welded joints ensure a long service life - even with abrasive suction waste.
- 2 Pleasant operating noise**
 - Sound absorbers on the air outlet pipes make for a comfortable operating noise with high suction power.

IVR 40/30 Sc IVR 40/15 Sc IVR 40/24-2 Sc

Technical data	IVR 40/30 Sc	IVR 40/15 Sc	IVR 40/24-2 Sc
Current type	Ph / V / Hz 3 / 400 / 50	3 / 400 / 50	1 / 220-240 / 50-60
Rated input power during operation	kW 3	1.5	2.4
Air flow rate	l/s / m³/h 88 / 315	58 / 210	148 / 532
Vacuum	mbar / kPa 260 / 26	200 / 20	230 / 23
Container capacity	l 40	40	40
Filter area	m² 1.75	1.75	1.75
Main filter dust class	M	M	M
Sound pressure level	dB(A) 62	57	68
Cable length	m 7.5	7.5	10
Nominal diameter of connection	DN 50	DN 50	DN 50
Nominal diameter of accessory	DN 50 / DN 40	DN 50 / DN 40	DN 50 / DN 40
Weight	kg 128	113	76
Dimensions (L x W x H)	mm 855 x 715 x 1530	855 x 715 x 1530	855 x 715 x 1135
Order No.	9.986-067.0	9.986-066.0	9.989-408.0
Price			

- Cyclone-like pre-separation system
- Sound-damping
- Safe accessory storage
- Cyclone-like pre-separation system
- Sound-damping
- Safe accessory storage
- Cyclone-like pre-separation system
- Ergonomic container guide

IVR 35/20-2 Sc Me

Technical data	IVR 35/20-2 Sc Me
Current type	Ph / V / Hz 1 / 220-240 / 50-60
Rated input power during operation	kW 2
Air flow rate	l/s / m³/h 100 / 360
Vacuum	mbar / kPa 220 / 22
Container capacity	l 35
Filter area	m² 1.4
Main filter dust class	M
Sound pressure level	dB(A) 70
Cable length	m 10
Nominal diameter of connection	DN 50
Nominal diameter of accessory	DN 50 / DN 40
Weight	kg 53
Dimensions (L x W x H)	mm 740 x 580 x 1105
Order No.	9.986-065.0
Price	

- Compact design that takes up very little floor space
- Cyclone-like pre-separation system
- Stainless steel container

MIDDLE CLASS



Perfect combination of power and size

Developed especially for demanding applications in industry and ideal for removing solids such as fine dusts. Maximum performance in 1-phase operation thanks to the three-motor suction head, while in the 3-phase operation the durable side channel blower ensures long runtimes.



1 User-friendly machine handling

- Hose hook and accessory storage for simple storage and carrying.
- Integrated cable hook for secure cable storage.

2 Manual filter vibration for low operating costs

- Extends the service life of the continuous filter, thus reducing the maintenance effort.
- Comfortable: a gearbox ensures consistent cleaning results.

IVM 60/30

- Anti-static equipment
- Extra-large filter area
- Robust wheels and castors

IVM 60/36 -3

- Anti-static equipment
- Extra-large filter area
- Robust wheels and castors



Technical data		IVM 60/30	IVM 60/36 -3
Current type	Ph / V / Hz	3 / 400 / 50	1 / 220-240 / 50-60
Rated input power during operation	kW	3	3.6
Air flow rate	l/s / m³/h	68 / 244.8	221 / 799
Vacuum	mbar / kPa	286 / 28.6	254 / 25.4
Container capacity	l	60	60
Filter area	m²	2.2	2.2
Main filter dust class		M	M
Sound pressure level	dB(A)	79	79
Cable length	m	7.5	10
Nominal diameter of connection		DN 70	DN 70
Nominal diameter of accessory		DN 70 / DN 50 / DN 40	DN 70 / DN 50 / DN 40
Weight	kg	99	68
Dimensions (L x W x H)	mm	1030 x 680 x 1650	1020 x 680 x 1490
Order No.		1.573-520.0	1.573-320.0
Price			

COMPACT CLASS



With three-phase drive for daily continuous use

The IVC 60/30 features a low-maintenance three-phase motor for multiple shift operation with high loads. With reliable liquid cut-off function and efficient Tact² technology: this vacuum is ideal for both dry and wet cleaning tasks.



1 Wear-resistant side channel blower

- A side channel blower delivers high suction power with a very long service life of at least 20,000 hours. These machines are therefore ideal for multiple shift operation.

2 Automatic Filter Cleaning System Tact²

- The two filters are cleaned with targeted, powerful blasts of air. The procedure is triggered automatically, the suction power remains constantly high, and the work can be continued without interruption.
- Filter designed to allow uninterrupted use with constant high suction power.

IVC 60/30 Tact²

- Anti-static equipment
- Liquid cut-off
- Integrated cyclone for pre-separation system

IVC 60/30 Ap

- Anti-static equipment
- Manual filter cleaning
- Integrated cyclone for pre-separation system

IVC 60/30 Tact² Lp

- Longopac disposal system
- Anti-static equipment
- Integrated cyclone for pre-separation system

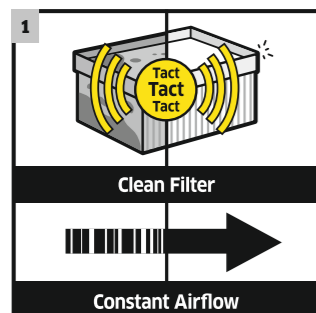

Technical data		IVC 60/30 Tact²	IVC 60/30 Ap	IVC 60/30 Tact² Lp
Current type	Ph / V / Hz	3 / 400 / 50	3 / 400 / 50	3 / 400 / 50
Rated input power during operation	kW	3	3	3
Air flow rate	l/s / m³/h	68 / 244.8	68 / 244.8	68 / 244.8
Vacuum	mbar / kPa	286 / 28.6	286 / 28.6	286 / 28.6
Container capacity	l	60	60	60
Filter area	m²	1.9	1.9	1.9
Main filter dust class		M	M	M
Sound pressure level	dB(A)	77	77	77
Cable length	m	7.5	5	7.5
Nominal diameter of connection		DN 70	DN 70	DN 70
Nominal diameter of accessory		DN 50 / DN 40	DN 70 / DN 50 / DN 40	DN 50 / DN 40
Weight	kg	95	95	108
Dimensions (L x W x H)	mm	970 x 690 x 1240	970 x 690 x 1240	970 x 690 x 1240
Order No.		1.576-101.0	1.576-107.0	1.576-115.0
Price				

COMPACT CLASS

The powerful entry-level machines



These entry-level machines feature two powerful motors. The basic and standard variants feature an easy-to-move and sturdy settling container and stainless steel suction containers. The electronic motor control ensures low starting currents.



1 Automatic Filter Cleaning System Tact²

- Filter designed to allow uninterrupted use with constant high suction power.
- The filter automatically cleans itself with targeted, powerful blasts of air. The procedure is triggered automatically whilst maintaining constant high suction power. Further benefits: low maintenance costs, long filter service life.


2 2 blower motors

- Powerful cleaning performance with 2 blowers. Electronically controlled motors avoid high starting currents.



3 Waste container with settling chassis

- The waste container with settling chassis ensures ergonomic emptying, even when the vacuumed waste is heavy.



4 With compact flat pleated filter

- The compact flat pleated filter allows a large filter area with a small and neat design.

TECHNICAL DATA AND EQUIPMENT

		IVC 60/24-2 Tact ² M	IVC 60/24-2 Tact ²	IVC 60/24-2 Ap
		<ul style="list-style-type: none"> Anti-static equipment Certified for dust class M Integrated cyclone for pre-separation system 	<ul style="list-style-type: none"> Anti-static equipment Liquid cut-off Integrated cyclone for pre-separation system 	<ul style="list-style-type: none"> Anti-static equipment Manual filter cleaning Integrated cyclone for pre-separation system
Technical data				
Current type	Ph / V / Hz	1 / 220-240 / 50-60	1 / 220-240 / 50-60	1 / 220-240 / 50-60
Rated input power during operation	kW	2.4	2.4	2.4
Air flow rate	l/s / m ³ /h	72.2 / 260	148 / 532	148 / 532
Vacuum	mbar / kPa	224 / 22.4	254 / 25.4	254 / 25.4
Container capacity	l	60	60	60
Filter area	m ²	0.95	0.95	0.95
Main filter dust class		M	M	M
Sound pressure level	dB(A)	73	73	73
Cable length	m	10	10	10
Nominal diameter of connection		DN 70	DN 70	DN 70
Nominal diameter of accessory		DN 50 / DN 40	DN 50 / DN 40	DN 70 / DN 50 / DN 40
Weight	kg	60	-	59
Dimensions (L × W × H)	mm	970 × 690 × 995	970 × 690 × 995	970 × 690 × 995
Order No.		1.576-105.0	1.576-100.0	1.576-104.0
Price				

IVC 60/24-2 Tact² Lp

- Longopac disposal system
- Anti-static equipment
- Integrated cyclone for pre-separation system

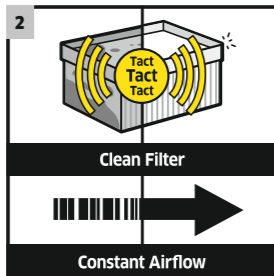
		IVC 60/24-2 Tact ² Lp
Technical data		
Current type	Ph / V / Hz	1 / 220-240 / 50-60
Rated input power during operation	kW	2.4
Air flow rate	l/s / m ³ /h	148 / 532
Vacuum	mbar / kPa	254 / 25.4
Container capacity	l	60
Filter area	m ²	0.95
Main filter dust class		M
Sound pressure level	dB(A)	73
Cable length	m	10
Nominal diameter of connection		DN 70
Nominal diameter of accessory		DN 50 / DN 40
Weight	kg	73
Dimensions (L × W × H)	mm	950 × 690 × 1170
Order No.		1.576-114.0
Price		

COMPACT CLASS



The entry-level model for continuous operation

The IVC 60/12-1 vacuum cleaner is perfect for stationary non-stop use thanks to an electronically controlled drive and compact design.



1 Designed for continuous operation

- The brushless Ec motors are wear-resistant and have a minimum service life of 5,000 hours, ideal for three-shift operation.

2 Tact system (Tact Automatic Filter Cleaning System)

- The two filters are cleaned with targeted, powerful blasts of air for constant high suction power.

IVC 60/12-1 Tact Ec

- Anti-static equipment
- Liquid cut-off
- Integrated cyclone for pre-separation system



Technical data		
Current type	Ph / V / Hz	1 / 220-240 / 50-60
Rated input power during operation	KW	1.2
Air flow rate	l/s / m³/h	62.5 / 225
Vacuum	mbar / kPa	244 / 24.4
Container capacity	l	60
Filter area	m²	0.95
Main filter dust class		M
Sound pressure level	dB(A)	74
Cable length	m	10
Nominal diameter of connection		DN 70
Nominal diameter of accessory		DN 50 / DN 40
Weight	kg	59
Dimensions (L x W x H)	mm	970 x 690 x 995
Order No.		1.576-102.0
Price		

BUILD-IN UNITS



Extremely compact - for the smallest installation spaces

Torque-operated built-in units in the IVR B range are specially designed for applications where limited space is available. The compact design and low installation height enable them to be installed even in narrow installation spaces. They are fully conductive, suitable for vacuuming aggressive media thanks to the stainless steel collection container, and they can be used in continuous operation.



1 Compact dimensions

- Space-saving storage and trouble-free attachment between, onto or underneath production machinery.
- The compact size and powerful side channel blower enable various possible uses.

2 Durable, compact cartridge filter for large suction volumes

- Large filter area enables uninterrupted vacuuming at constantly high suction power.
- Compact and space-saving filter design.

IVR-B 50/30

IVR-B 30/15

IVR-B 20/8

- Low installation height
- Cartridge filter
- Stainless steel container

- Low installation height
- Cartridge filter
- Stainless steel container

- Low installation height
- Cartridge filter
- Stainless steel container

Technical data				
Current type	Ph / V / Hz	3 / 400 / 50-60	3 / 400 / 50-60	3 / 400 / 50-60
Rated input power during operation	KW	3	1.5	0.8
Air flow rate	l/s / m³/h	88 / 315	58 / 210	39 / 140
Vacuum	mbar / kPa	260 / 26	200 / 20	90 / 9
Container capacity	l	50	30	20
Filter area	m²	1	1	0.7
Main filter dust class		M	M	M
Sound pressure level	dB(A)	72	77	70
Cable length	m	7.5	7.5	7.5
Nominal diameter of connection		DN 50	DN 50	DN 50
Nominal diameter of accessory		DN 50 / DN 40	DN 50 / DN 40	DN 50 / DN 40
Weight	kg	70	53	32
Dimensions (L x W x H)	mm	835 x 715 x 570	810 x 575 x 520	610 x 450 x 480
Order No.		9.989-415.0	9.989-416.0	9.989-417.0
Price				

CERTIFIED SAFETY FOR POTENTIALLY EXPLOSIVE ATMOSPHERES

Vacuuming in potentially explosive atmospheres places the highest demands on machine quality. Kärcher ex vacuums satisfy these standards, some of which are certified by TÜV Süd and IBEU.



1 Constructive explosion protection

Our industrial vacuums for the Ex zone satisfy all occupational health requirements for handling explosive dust thanks to their design and equipment. The end-to-end conductivity is just as decisive as special filters with very high separation rates and filter cleaning for a longer service life. A pre-separation system using the cyclone principle with intake manifolds at the side ensures that the suction material is curbed and less of it reaches the filter, which in turn further increases the service life of the filter. Special devices for dust-free emptying ensure that explosive dust does not reach the surrounding area again. Important advantages of our Ex-proof vacuum cleaners are stable, compact tubular steel constructions, the service-friendly design, easy-to-reach controls and the clever accessory storage directly on the machine.

2 Protected during daily cleaning

Ex-proof industrial vacuums for mobile use over 2 to 3 hours per day are essential in hazardous areas. Typical applications include maintenance cleaning of production lines in the entire process chain, e.g. floors, pipes, machine interiors, filling plants and the cleaning of workshops with excessive dust accumulation such as joineries and paintshops. You can also connect these vacuum cleaners directly to machining centres. Extremely high suction powers are available thanks to the compact design and optional 1 or 2 single-phase bypass turbines.

3 For tough continuous industrial use

Continuous stationary use 24/7 for vacuuming explosive substances in production and at filling plants directly at the point of origin places extremely high demands on industrial vacuums. For this, we provide multi-site solutions that can be integrated in the process. These solutions combine high suction power with formidable energy efficiency for low operating costs in continuous operation. Our three-phase side channel blowers in energy efficiency class IE2 are extremely durable with a guaranteed continuous use of 20,000 hours. Alternatively, pneumatic engine with a very long service life are available for noise-sensitive areas.

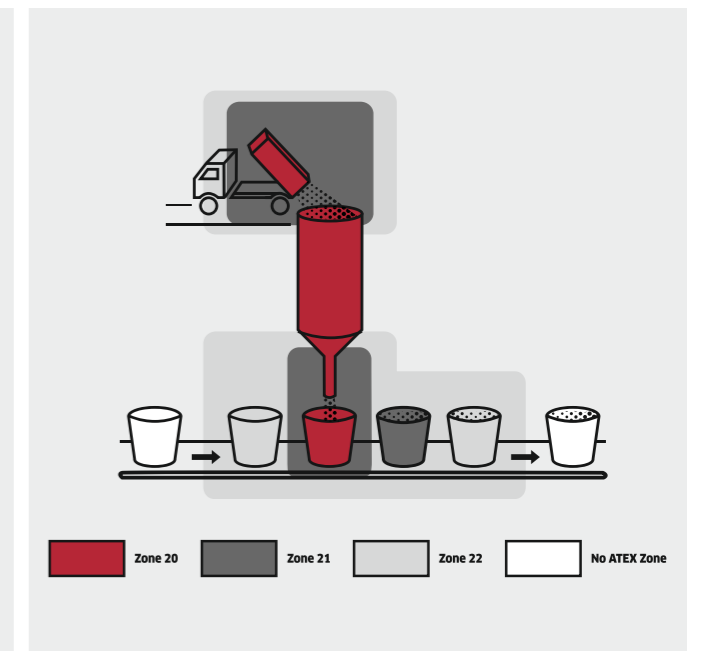
Table of contents: Industrial vacuums Ex

Super Class	Page 52
Middle Class	Page 54
Compact Class	Page 55



	Order no.	Price	Container capacity (l)	Power supply (Ph / V / Hz)	Rated input power (kW)	Max. air flow rate (l/s / m³/h)	Vacuum (mbar / kPa)	Flat pleated filter	Star/pocket filter	Cartridge filter	Surface filter	Page
Super Class												
IVS 100/75 M Z22	9.987-900.0		100	3 / 400 / 50-60	7.5	148 / 536	305 / 30.5	-	■	-	-	53
IVS 100/55 M Z22	9.987-899.0		100	3 / 400 / 50-60	5.5	138 / 500	235 / 23.5	-	■	-	-	53
Middle Class												
IVM 60/30 M Z22	1.573-521.0		60	3 / 400 / 50-60	3	55 / 198	250 / 25	-	■	-	-	54
Compact Class												
IVC 60/30 Ap M Z22	1.576-106.0		60	3 / 400 / 50-60	3	49 / 177	250 / 25	■	-	-	-	55
IVC 60/12-1 Ec H Z22	1.576-103.0		60	1 / 220-240 / 50-60	1.0	39 / 140	223 / 22.3	■	-	-	-	55

■ Included in the scope of supply.



Zoning

There is an acute risk of explosion if a critical quantity of flammable dust or gas forms and mixes with air, which could then be ignited by a suitable ignition source. If conditions within the production areas are favourable to the formation of a flammable mixture, the operator is legally required to divide the affected areas into zones in accordance with Directive 99/92/EC.

Zone 22

Zone 22 includes all areas where there is at least briefly an explosive atmosphere from flammable dusts. Possible sources of ignition must be avoided or effectively enclosed. All Kärcher EX vacuums are suitable for operation in Ex Zone 22.

Typical industries for Ex zones

- Pharmaceutical and chemical industry
- Food industry
- Metalworking industry
- Paper manufacture

You can find more examples in the application overview on page 156.

Flammable dusts

The formation of an explosive mixture is largely dependent on the particle size of the substance dispersed in the air. In general, every flammable dust with a particle size under 0.5 millimetre is assessed as explosive.

Examples of potentially explosive dusts

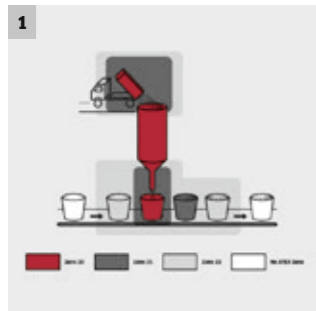
Apart from powder coating, grinding dust from metal, plastic and wood processing, cereal flour, powdered milk, powdered medicine such as ascorbic acid, carrageen and ibuprofen, there are numerous other explosive types of dust. If in doubt, obtain information from your relevant professional association and the fire brigade.

EX SUPER CLASS



Uncompromising safety in continuous operation.

Safety at the highest level with excellent suction power and filter service life: our new explosion-proof vacuum cleaners stand out in every respect. The large star filters provide continuous protection against explosive suction waste, even in large quantities.



1 Suitable for Zone 22

- IVS EX vacuums guarantee the highest level of safety thanks to the latest technology.
- Reliable vacuuming of substances which could put health at risk such as explosive dusts.



2 Power-saving soft start

- Low starting current prevents power supply voltage dips.
- Low energy peaks ensure lower energy costs.
- Only low machine fuse protection necessary (16 A fuse protection is sufficient for up to 5.5 A).



3 User-friendly settling chassis

- Easy and time-saving container removal directly on the handle.
- The practical container handle serves as an aid for pulling and pushing the machine to the emptying point.
- Large industrial rollers ensure maximum mobility even on uneven floors and under heavy load.



4 Horizontal operation of filter cleaning system

- The handle for manual filter cleaning is located at a convenient operating height and makes working comfortable.
- Regardless of the amount of force applied by the user, a gearbox ensures consistent cleaning results.
- Longer filter service life due to more frequent filter cleaning and metered power transmission to the filter.

TECHNICAL DATA AND EQUIPMENT

IVS 100/75 M Z22

IVS 100/55 M Z22

- Constructed according to DIN EN 60335-2-69:2010
- Extra-large filter area
- Manual filter cleaning

- Constructed according to DIN EN 60335-2-69:2010
- Extra-large filter area
- Manual filter cleaning

Technical data

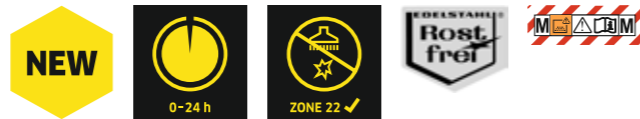
Current type	Ph / V / Hz	3 / 400 / 50	3 / 400 / 50
Rated input power during operation	kW	7.5	5.5
Air flow rate	l/s / m³/h	148 / 536	138 / 500
Vacuum	mbar / kPa	305 / 30.5	235 / 23.5
Container capacity	l	100	100
Filter area	m²	2	2
Main filter dust class		M	M
Sound pressure level	dB(A)	73	77
Cable length	m	8	8
Nominal diameter of connection		DN 70	DN 70
Nominal diameter of accessory		DN 70 / DN 50	DN 70 / DN 50
Weight	kg	180	157
Dimensions (L × W × H)	mm	1202 × 686 × 1495	1202 × 686 × 1495
Order No.		9.987-900.0	9.987-899.0
Price			

EX MIDDLE CLASS



Maximum safety. Maximum convenience.

Our Middle Class EX vacuums for industrial applications permit work in potentially explosive atmospheres to be carried out safely and simultaneously and provide impressive ease of use. The durable side channel blower and extra large filter area ensure long operating periods.



1 Certified according to 94/9/EC (ATEX)

- Industrial vacuum certified according to 94/9/EU for ATEX Zone 22 and dust class M.
- Reliable vacuuming of substances which could put health at risk such as explosive dusts.

2 User-friendly machine handling

- Hose hook and accessory storage for simple storage and carrying.
- Integrated cable hook for secure cable storage.

IVM 60/30 M Z22

- Certified according to 94/9/EC
- Manual filter cleaning
- Anti-static equipment

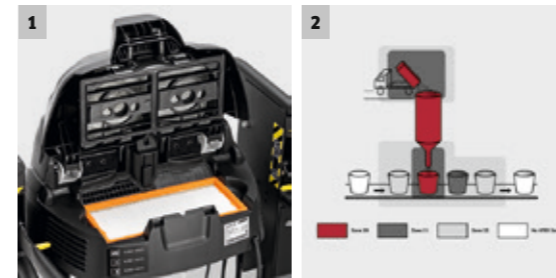
Technical data		
Current type	Ph / V / Hz	3 / 400 / 50
Rated input power during operation	kW	3
Air flow rate	l/s / m³/h	55 / 198
Vacuum	mbar / kPa	250 / 25
Container capacity	l	60
Filter area	m²	2.2
Main filter dust class		M
Sound pressure level	dB(A)	79
Cable length	m	7.5
Nominal diameter of connection		DN 70
Nominal diameter of accessory		DN 40
Weight	kg	102
Dimensions (L x W x H)	mm	1040 x 680 x 1840
Order No.		1.573-521.0
Price		

EX COMPACT CLASS



Compact performance for Zone 22

The Compact Class, ATEX-certified industrial vacuums are approved for potentially explosive Zone 22 atmospheres. Thanks to innovative motor technology, the machines are ideal for continuous use.



1 With compact flat pleated filter

- The compact flat pleated filter allows a large filter area with a small and neat design.

2 Certified according to 94/9/EC (ATEX)

- Explosion-proof industrial vacuum certified according to 94/9/EC (ATEX) for zone 22 and dust filter class M.

IVC 60/30 Ap M Z22

- Certified according to 94/9/EC
- Manual filter cleaning
- Anti-static equipment

Technical data		
Current type	Ph / V / Hz	3 / 400 / 50
Rated input power during operation	kW	3
Air flow rate	l/s / m³/h	49.2 / 177
Vacuum	mbar / kPa	250 / 25
Container capacity	l	60
Filter area	m²	1.9
Main filter dust class		M
Sound pressure level	dB(A)	77
Cable length	m	8
Nominal diameter of connection		DN 70
Nominal diameter of accessory		DN 40
Weight	kg	95
Dimensions (L x W x H)	mm	970 x 690 x 1240
Order No.		1.576-106.0
Price		

IVC 60/12-1 Ec H Z22

- Certified according to DIN EN 60335-2-69:2010
- Dust-free and low-dust disposal
- Anti-static equipment

Current type	Ph / V / Hz	3 / 220-240 / 50-60
Rated input power during operation	kW	1
Air flow rate	l/s / m³/h	39 / 140
Vacuum	mbar / kPa	223 / 22.3
Container capacity	l	60
Filter area	m²	0.95
Main filter dust class		H
Sound pressure level	dB(A)	76
Cable length	m	10
Nominal diameter of connection		DN 70
Nominal diameter of accessory		DN 40
Weight	kg	59
Dimensions (L x W x H)	mm	970 x 690 x 995
Order No.		1.576-103.0
Price		


CONTINUOUS EXTRACTION OF UNSETTLED PARTICLES

Continuous dust extraction directly at the point of origin in the process, as well as from the surrounding area, makes an important contribution to process reliability and occupational safety. Our industrial dedusters for use in production are suitable for all kinds of dust and fine swarf that occur in the machining process.



Table of contents: Industrial dedusters

Industrial deduster standard	Page 58
Industrial deduster Ex	Page 66



1 Versatile industrial dedusters

Our industrial dedusters reliably remove unsettled particles and hazardous substances from the ambient air.

2 Industrial deduster Ex


We build our explosion-proof industrial dedusters strictly according to the Z22 directive for explosive suspended and flammable particles.

How to read the machine names:

Model	Air flow rate	Rated input power during operation	Motor	Equipment
Example: ID	130	22		
	in Nm ³ /h × 10	in kW/10 (no comma)		
ID = industrial dust extractor	100 = 1000 Nm ³ /h	e.g.: 30 = 3.0	-1 = 1-phase, 1 motor	without designation = standard equipment
ID Ex = EX industrial dust extractor	200 = 2000 Nm ³ /h	55 = 5.5 kW	-2 = 1-phase, 2 motors	Tact/Tact² = fully automatic filter cleaning
	...		-3 = 1-phase, 3 motors	Afc = automatic filter cleaning
			without designation = 3-phases, 1 motor	Tc = tilting chassis
				Sc = set-down container
				Ef = emptying flap
				Me = stainless steel container
				H = high hazardous dusts
				M = medium hazardous dusts
				L = light hazardous dusts
				Z22 = built i.a.w. Zone 22 directive (not certified)

FOR THE EFFECTIVE COLLECTION OF UNSETTLED PARTICLES

Unsettled particles can vary greatly: fine dust, hazardous dust, fine swarf and all kinds of abrasion. In many industries the continuous vacuuming of process dusts from metals, glass, stone, textile fibres, agricultural products or chemicals directly in the process is essential. Our industrial dedusters reliably capture unsettled particles, even in large quantities, in continuous operation 24/7 directly at connected machining centres or filling plants.




1 Reliable dust extraction around the clock

Continuous stationary use 24/7 for dust extraction in the machining process places extremely high demands on machines and filter engineering. The end-to-end conductivity of the machine is just as decisive as special filters with very high separation rates and filter cleaning for a longer service life. Special devices for dust-free emptying minimise interruptions and ensure that hazardous dust does not reach the surrounding area again. Our industrial dedusters are built so that servicing is easy to carry out. For the protection of health at the workplace, our dedusters have special sound insulation on the turbine housing.

2 For tough continuous industrial use

Continuous stationary use 24/7 directly at machining centres places extremely high demands on the dust extractor. Our industrial dedusters are perfect for vacuuming unsettled particles such as those that occur when machining metals, fibre materials, glass or mineral materials. These solutions combine high volume flows with formidable energy efficiency for low operating costs in continuous operation. Our three-phase radial compressors in energy efficiency class IE2 or IE3 are extremely durable and offer a guaranteed continuous use of 20,000 hours.

	Order no.	Price	Container capacity (l)	Power supply (Ph / V / Hz)	Rated input power (kW)	Max. air flow rate (l/s / m ³ /h)	Vacuum (mbar / kPa)	Flat pleated filter	Star/pocket filter	Cartridge filter	Surface filter	Page
Industrial dust extractor												
	ID 350/110 Afc	9.988-784.0	100	3 / 400 / 50-60	11	972 / 3500	71 / 7.1	-	■	-	-	62
	ID 265/55 Afc	9.987-208.0	50	3 / 400 / 50-60	5.5	778 / 2800	52 / 5.2	-	■	-	-	62
	ID 130/22 Afc	9.985-410.0	170	3 / 400 / 50-60	2.2	370 / 1329	33 / 3.3	-	■	-	-	63
	ID 130/22	9.982-506.0	170	3 / 400 / 50-60	2.2	370 / 1329	33 / 3.3	-	■	-	-	63
	ID 90/30	9.987-840.0	100	3 / 400 / 50-60	3	250 / 900	46 / 4.6	-	■	-	-	64
	ID 50/40 Afc	9.986-460.0	50	3 / 400 / 50-60	4	138 / 495	140 / 14	-	■	-	-	65
	ID 30/30 Afc	9.986-412.0	50	3 / 400 / 50-60	3	87.5 / 315	260 / 26	-	■	-	-	65

■ Included in the scope of supply.



1 Always the right filter

Our industrial dedusters in dust classes M and H offer you the appropriate solution for every requirement with pocket filters or cartridge filters.

2 Reliable filter cleaning

Manual or electrical filter cleaning (depending on the machine type) ensures consistently high suction power and a long filter life.

3 For all quantities of dust

With capacities from 50 to 170 litres, our collecting containers cover every requirement appropriate to the application.

4 Fast emptying. Fast transportation.

The settling container with roller collecting container allows ergonomic emptying. For safe loading by crane or forklift, our vacuum cleaners are fitted with crane lugs and/or welded forklift inserts.

5 The dust is safely in the bag

For dust-free emptying you can insert a disposal bag in the collecting container, which ensures that hazardous dust does not reach the surrounding area again.

6 Stationary, but also mobile

Our industrial dedusters are generally designed for stationary use. However, some versions are also available with rollers for semi-stationary use.

STANDARD INDUSTRIAL DUST EXTRACTOR

Suspended particles reliably removed



Powerful industrial dedusters such as the ID 265/55 suck in a very large volume of air and reliably vacuum all the unsettled particles in it. The IE3 efficiency of the drive turbine ensures a low energy consumption and thus also low operating costs.



- 1 Equipped for dust class M for high occupational safety**
 - Dust class M filter engineering for vacuuming hazardous dust.
- 2 Easy and safe emptying system without removal of drive head**
 - Settling container and rolling container for ergonomic emptying.

ID 350/110 Afc

ID 265/55 Afc

- Automatic filter cleaning system
- Sound-damping

- Automatic filter cleaning system
- Sound-damping

Technical data		ID 350/110 Afc	ID 265/55 Afc
Current type	Ph / V / Hz	3 / 400 / 50	3 / 400 / 50
Rated input power during operation	kW	11	5.5
Air flow rate	l/s / m³/h	972 / 3500	738 / 2655
Vacuum	mbar / kPa	71 / 7.1	47 / 4.7
Container capacity	l	100	50
Filter area	m²	24	14
Sound pressure level	dB(A)	75	68
Cable length	m	-	-
Nominal diameter of connection	mm	DN 250	DN 175
Nominal diameter of accessory	mm	-	-
Weight	kg	630	370
Dimensions (L x W x H)	mm	1278 x 1090 x 3055	1086 x 1363 x 2667
Order No.		9.988-784.0	9.987-208.0
Price			

STANDARD INDUSTRIAL DUST EXTRACTOR

Maximum performance in continuous operation



With its energy-efficient drive unit with high air flow, the compact ID 130 industrial dust extractor is designed for continuous operation. The large, easily expandable 170-litre collection container rarely needs emptying, ensuring long operating intervals.



- 1 Certified for dust class M**
 - Dust class M filter engineering for vacuuming hazardous dust.
- 2 Simple and safe emptying without removing the drive head**
 - Settling container and rolling container for ergonomic emptying.

ID 130/22 Afc

ID 130/22

- Automatic filter cleaning system
- Set-down trolley
- Dust-free emptying

- Manual filter cleaning
- Set-down trolley
- Dust-free emptying

Technical data		ID 130/22 Afc	ID 130/22
Current type	Ph / V / Hz	3 / 400 / 50	3 / 400 / 50
Rated input power during operation	kW	2.2	2.2
Air flow rate	l/s / m³/h	370 / 1329	370 / 1329
Vacuum	mbar / kPa	33 / 3.3	33 / 3.3
Container capacity	l	170	170
Filter area	m²	9	9
Sound pressure level	dB(A)	75	75
Cable length	m	5	5
Nominal diameter of connection	mm	DN 140	DN 140
Nominal diameter of accessory	mm	-	-
Weight	kg	139	158
Dimensions (L x W x H)	mm	1170 x 790 x 1580	1170 x 790 x 1580
Order No.		9.985-410.0	9.982-506.0
Price			

STANDARD INDUSTRIAL DUST EXTRACTOR

Efficient, compact, long-lasting



Long operating times are effortlessly achieved with the compact industrial dust extractor thanks to its large collection container. The high air flow generated by the drive unit ensures high suction performance.



1 Simple and safe emptying without removing the drive head

- Settling container and rolling container for ergonomic emptying.

2 Low-dust emptying system with PE bag

- Low-dust emptying thanks to closing mechanism and pressure compensation hose.
- Simple and safe dust disposal thanks to PE bag.

ID 90/30

- Manual filter cleaning
- Set-down trolley
- Sound-damping

Technical data		
Current type	Ph / V / Hz	3 / 400 / 50
Rated input power during operation	kW	3
Air flow rate	l/s / m ³ /h	250 / 900
Vacuum	mbar / kPa	48 / 4.8
Container capacity	l	100
Filter area	m ²	3.2
Sound pressure level	dB(A)	64
Cable length	m	7.5
Nominal diameter of connection		DN 120
Nominal diameter of accessory		-
Weight	kg	270
Dimensions (L x W x H)	mm	1450 x 760 x 1680
Order No.		9.987-840.0
Price		

STANDARD INDUSTRIAL DUST EXTRACTOR

Efficient, compact, long-lasting



The machines in this range boast maximum efficiency whilst still featuring an extremely compact and space-saving design. Ideal for spot cleaning of unsettled particles whilst automatic filter cleaning ensures consistently high suction power at all times.



1 Easy and safe emptying system without removal of drive head

- Settling container and rolling container for ergonomic emptying.

2 Low-dust emptying system with PE bag for harmful materials

- Low-dust emptying thanks to closing mechanism and pressure compensation hose.
- Simple and safe dust disposal thanks to PE bag.

ID 50/40 Afc

- Sound-damping
- Ergonomic container guide

Technical data			ID 30/30 Afc		
Current type	Ph / V / Hz	3 / 400 / 50	3 / 400 / 50		
Rated input power during operation	kW	4	3		
Air flow rate	l/s / m ³ /h	138 / 495	87.5 / 315		
Vacuum	mbar / kPa	140 / 14	260 / 26		
Container capacity	l	50	50		
Filter area	m ²	3.2	3.2		
Sound pressure level	dB(A)	70	68		
Cable length	m	7.5	7.5		
Nominal diameter of connection		DN 70	DN 50		
Nominal diameter of accessory		-	-		
Weight	kg	193	174		
Dimensions (L x W x H)	mm	915 x 777 x 1824	915 x 777 x 1938		
Order No.		9.986-460.0	9.986-412.0		
Price					

FOR EVERYTHING THAT FLOATS AND IS EXPLOSIVE

The continuous suction of suspended, explosive particles directly at the point of origin in the process places extremely high requirements on industrial dedusters. Our dedusters and Ex dedusters have been proving themselves for many years in continuous stationary use 24/7 in many areas of industry, particularly in metal and wood processing, in the automotive, chemical and pharmaceutical industries, food industry, paper manufacture, in the rubber and plastic processing industry, as well as in Zone 22.



1 Explosion protection without interruptions

The end-to-end conductivity of the machine is just as decisive for occupational safety in the Ex zone as special filters with very high separation rates and filter cleaning for a longer service life. Special devices for dust-free emptying minimise interruptions and ensure that hazardous dust does not reach the surrounding area again. Our Ex-proof industrial dedusters are built so that servicing is easy to carry out. For the protection of health at the workplace, our Ex-proof dedusters have special sound insulation on the turbine housing. There are versions with pressure relief for installation inside buildings.

2 Continuously reliable and safe

The continuous stationary use 24/7 directly at machining centres in the Ex zone places extremely high demands on the dust extractor. Our explosion-proof industrial dedusters are perfect for suctioning unsettled particles, such as those that arise when filling flour or in paper manufacture. These solutions combine high volume flows with formidable energy efficiency for low operating costs in continuous operation. Our three-phase radial compressors in energy efficiency class IE2 or IE3 are extremely durable and offer a guaranteed continuous use of 20,000 hours.



	Order no.	Price	Container capacity (l)	Power supply (Ph / V / Hz)	Rated input power (kW)	Max. air flow rate (l/s / m³/h)	Vacuum (mbar / kPa)	Flat pleated filter	Star/pocket filter	Cartridge filter	Surface filter	Page
EX industrial dust extractor												
ID 650/75 Afc Z22	9.987-426.0		102	3 / 400 / 50-60	7.5	1806 / 6500	22 / 2.2	-	-	■	-	71
ID 650/75 Afc Z22 (Indoor)	9.988-361.0		102	3 / 400 / 50-60	7.5	1806 / 6500	22 / 2.2	-	-	■	-	71
ID 400/40 Afc Z22	9.987-425.0		90	3 / 400 / 50-60	4	1111 / 4000	23 / 2.3	-	-	■	-	71
ID 400/40 Afc Z22 (Indoor)	9.988-360.0		90	3 / 400 / 50-60	4	1111 / 4000	23 / 2.3	-	-	■	-	71
ID 300/30 Afc Z22	9.987-424.0		80	3 / 400 / 50-60	3	833 / 3000	22 / 2.2	-	-	■	-	71
ID 300/30 Afc Z22 (Indoor)	9.988-359.0		80	3 / 400 / 50-60	3	833 / 3000	22 / 2.2	-	-	■	-	71
ID 220/22 Afc Z22	9.987-423.0		80	3 / 400 / 50-60	2.2	611 / 2200	22 / 2.2	-	-	■	-	71
ID 220/22 Afc Z22 (Indoor)	9.988-358.0		80	3 / 400 / 50-60	2.2	611 / 2200	22 / 2.2	-	-	■	-	71
ID 130/22 Z22	9.985-600.0		170	3 / 400 / 50-60	2.2	369 / 1329	25 / 2.5	-	■	-	-	72
ID 90/30 Afc Z22	9.987-920.0		100	3 / 400 / 50-60	3	250 / 900	48 / 4.8	-	■	-	-	73

■ Included in the scope of supply.



1 High-performance, safe filter engineering

Our explosion-proof industrial dedusters in dust classes M and H offer you the appropriate solution for every requirement with pocket filters or cartridge filters.

2 Reliable filter cleaning

Manual or electrical filter cleaning (depending on the machine type) ensures consistently high suction power and a long filter life.

3 Suitable for all quantities

With capacities from 50 to 240 litres, our collecting containers cover every requirement appropriate to the application.

4 Convenient emptying, easy transportation

The settling container with roller collecting container allows ergonomic emptying. For safe loading by crane or forklift, our vacuum cleaners are fitted with crane lugs and/or welded forklift inserts.

5 Safe collection - safe emptying

For dust-free emptying you can insert a disposal bag in the collecting container, which ensures that explosive dust does not reach the surrounding area again.

6 Stationary, but also mobile



Our explosion-proof industrial dedusters are generally designed for stationary use. However, some versions are also available with rollers for semi-stationary use.

EX INDUSTRIAL DUST EXTRACTOR

With maximum air flow in Zone 22



Industrial dedusters suitable for applications in potentially explosive areas of Zone 22 generate the highest air flows and can optionally be set up indoors using flameless pressure relief.



1 Horizontally arranged filter cartridges

- Enables maintenance work from the clean air side without causing contamination.

2 Suitable for Zone 22

- With flameless pressure relief for the most stringent explosion protection requirements.

3 With automatically controlled countercurrent compressed air filter cleaning

- Enables uninterrupted operation without downtime.
- Efficient, convenient filter cleaning for constant suction power.

TECHNICAL DATA AND EQUIPMENT

	ID 650/75 Afc Z22	ID 400/40 Afc Z22	ID 300/30 Afc Z22
	ID 650/75 Afc Z22 (indoor)	ID 400/40 Afc Z22 (indoor)	ID 300/30 Afc Z22 (indoor)

- | | | |
|---|---|---|
| ■ Automatic filter cleaning system | ■ Automatic filter cleaning system | ■ Automatic filter cleaning system |
| ■ Effective separation of fine and coarse dusts | ■ Effective separation of fine and coarse dusts | ■ Effective separation of fine and coarse dusts |
| ■ Sound-damping | ■ Sound-damping | ■ Sound-damping |

Technical data			
Current type	Ph / V / Hz	3 / 400 / 50	3 / 400 / 50
Rated input power during operation	kW	7.5	4
Air flow rate	l/s / m³/h	1806 / 6500	1111 / 4000
Vacuum	mbar / kPa	22 / 2.2	23 / 2.3
Container capacity	l	102	90
Filter area	m²	108	72
Main filter dust class		M	M
Sound pressure level	dB(A)	87	81
Cable length		-	-
Nominal diameter of connection		2 × DN 224	2 × DN 175
Nominal diameter of accessory		-	-
Weight	kg	620	470
Dimensions (L × W × H)	mm	1389 × 1545 × 2338	1412 × 1100 × 2344
Order No.		9.987-426.0 -361.0	9.987-425.0 -360.0
Price			

ID 220/22 Afc Z22
ID 220/22 Afc Z22 (indoor)

- Automatic filter cleaning system
- Effective separation of fine and coarse dusts
- Sound-damping


Technical data			
Current type	Ph / V / Hz	3 / 400 / 50	
Rated input power during operation	kW	2.2	
Air flow rate	l/s / m³/h	611 / 2200	
Vacuum	mbar / kPa	22 / 2.2	
Container capacity	l	80	
Filter area	m²	48	
Main filter dust class		M	
Sound pressure level	dB(A)	78	
Cable length		-	
Nominal diameter of connection		DN 175	
Nominal diameter of accessory		-	
Weight	kg	380	
Dimensions (L × W × H)	mm	1405 × 930 × 2100	
Order No.		9.987-423.0 -358.0	
Price			

EX INDUSTRIAL DUST EXTRACTOR

For very long applications in Zone 22.



Thanks to the large collection container, the highly compact ID 130/22 Z22 industrial dust extractor is also suitable for very long work assignments in the potentially explosive areas of Zone 22.



1 Simple and safe emptying without removing the drive head

- Settling container and rolling container for ergonomic emptying.

2 Certified for dust class M

- Dust class M filter engineering for vacuuming hazardous dust.

ID 130/22 Z22

- Manual filter cleaning
- Set-down trolley
- Dust-free emptying


Technical data		
Current type	Ph / V / Hz	3 / 400 / 50
Rated input power during operation	kW	2.2
Air flow rate	l/s / m ³ /h	369 / 1329
Vacuum	mbar / kPa	25 / 2.5
Container capacity	l	170
Filter area	m ²	9
Main filter dust class		M
Sound pressure level	dB(A)	72
Cable length	m	5
Nominal diameter of connection		DN 140
Nominal diameter of accessory		-
Weight	kg	139
Dimensions (L × W × H)	mm	1170 × 790 × 1580
Order No.		9.985-600.0
Price		

EX INDUSTRIAL DUST EXTRACTOR

The space-saving solution in Zone 22.



The ID 90/30 Afc Z22 industrial dust extractor features a particularly compact design, requires very little floor space and boasts high air flows for reliable vacuuming in potentially explosive areas.



1 Durable, washable pocket filter and electric filter cleaning

- Longer service life, less maintenance effort and lower costs. Ideal for industrial use.
- Efficient, convenient filter cleaning for constantly high suction power.

2 Simple and safe emptying without removing the drive head

- Settling container and rolling container for ergonomic emptying.

ID 90/30 Afc Z22

- Automatic filter cleaning system
- Set-down trolley
- Sound-damping

Technical data		
Current type	Ph / V / Hz	3 / 400 / 50
Rated input power during operation	kW	3
Air flow rate	l/s / m ³ /h	250 / 900
Vacuum	mbar / kPa	48 / 4.8
Container capacity	l	100
Filter area	m ²	3.2
Main filter dust class		M
Sound pressure level	dB(A)	64
Cable length	m	6
Nominal diameter of connection		DN 120
Nominal diameter of accessory		-
Weight	kg	314
Dimensions (L × W × H)	mm	1497 × 800 × 1690
Order No.		9.987-920.0
Price		

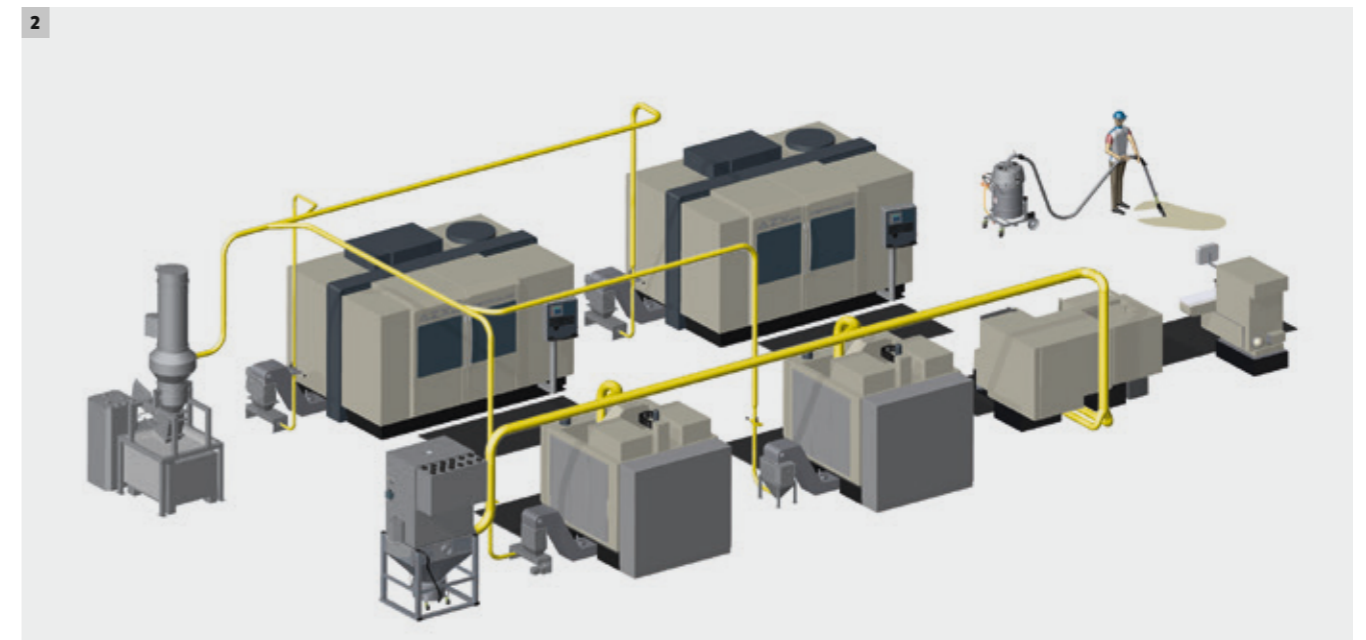
EVERYTHING YOU NEED: STANDARD ACCESSORIES

You can optimally complete every cleaning task to optimum effect with the right accessories. Choose the appropriate parts or kits for your requirements from our complete and clever range of accessories for vacuuming systems - from comprehensive floor cleaning through to stationary accessories for vacuuming in the process.



Table of contents: Accessories for Industrial Vacuuming / Dedusting Solutions

Accessories	Page 76
Stationary accessories	Page 100



1 Accessories for every application

Our range of accessories is modular and can be individually combined, from the filter through to the nozzle. All accessories are conductive. Available in 3 nominal diameters: DN 40, DN 50, DN 70.

2 Accessories for stationary applications

For industrial vacuums and dedusters in tough, stationary continuous use you will find accessories for every purpose in our range of accessories from pipes to manual suction points.

THE RIGHT ACCESSORY FOR EVERY APPLICATION

With our original accessories for industrial vacuums and dedusters we give you every possibility to optimally exhaust the potential of your machines in every application. All accessories are optimised for tough industrial use.



Table of contents

Filters	Page 78
Emptying supports	Page 80
Adapters / Reducers / Distributors	Page 82
Hoses	Page 84
Handles / Suction tubes	Page 86
Nozzles	Page 88
Brushes	Page 92
Pre-separators	Page 94
Accessory kits	Page 96
Other accessories	Page 98



1 Perfect filtering and simple emptying

There are various filters available for filtering dust made of paper or PE, with and without PTFE coating. Practical disposal bags made of paper or PE make dust-free emptying possible.

2 Adapters, distributors and reducers

Flexibility and versatility are particularly important in industry. We offer you various adapters, distributors and reducers. With our Kärcher adapters you can, for example, easily connect our accessories to Professional NT vacuum cleaners. Distributors allow you to connect two suction hoses to one vacuum cleaner at the same time. And with our compatible reducers you can freely combine all nominal diameters.

3 Everything passes through here: hoses

Suction hoses are the key link between suction head and vacuum cleaner. In our range of hoses you will find the appropriate hose for every application.

4 Secure hold and guidance

With the appropriate handle for our coated bends and suction tubes you are able to work ergonomically and extend your working radius.

5 Variety at the top: nozzles and brushes

Choose the appropriate nozzle and brush from our variety of crevice, flat and floor nozzles and brushes in order to vacuum quickly and efficiently in every situation.


6 Perfectly separated: pre-separator

Our mobile pre-separators separate liquids and dust directly during vacuuming. This means you can also pick up large quantities of dirt and liquids much easier and dispose of them in a time-saving manner.

7 Always ready to help: accessory kits

Kärcher provides accessory kits for the most common applications. With our practical accessory kits you always have all accessories immediately to hand for the typical applications.

FILTERS



The best suction power is useless without a powerful filter. Industrial filters from Kärcher boast advanced technology, a high separation effect and a particularly long service life.



Order No.	Quantity	Price	Description	1	2	3	4	5	6	7	8	9	10	11	12	13	14	15	16	17	18
Pocket/star filter																					
Pocket filter PE M 1.4 m ²	1	9.980-227.0																			
Pocket filter PE L 1.75 m ²	2	9.981-692.0																			
Pocket filter PE M 1.75 m ²	3	9.981-681.0																			
Pocket filter PE L 3.2 m ²	4	9.981-693.0																			
Pocket filter PE M 3.2 m ²	5	9.981-684.0																			
Pocket filter PE M 14 m ²	6	9.980-184.0																			
Star filter PE M 2.2 m ²	7	6.907-611.0																			
Star filter PE/PTFE M 2.2 m ²	8	6.907-651.0																			
Star filter PE/PTFE el. M 2.2 m ²	9	9.439-542.0																			
Fine fleece																					
Fine fleece PE 20 l	10	9.989-612.0	Suitable for 20 l strainer basket. For separating fine metal shavings and liquids.																		
Fine fleece PE 40 l	11	9.981-048.0	Suitable for 40 l strainer basket. For separating fine metal shavings and liquids.																		
Surface filter																					
Surface filter PE L 0.25 m ²	12	9.980-225.0																			
Surface filter PE L 0.45 m ²	13	9.980-180.0																			
	14	9.988-256.0																			
Flat pleated filter, PTFE																					
Flat pleated filter, PTFE	15	6.907-449.0	1 piece(s)																		
Flat pleated filter, paper																					
Flat pleated filter, paper	16	6.907-276.0	1 piece(s)																		
Flat pleated filter, PES																					
Flat pleated filter, PES	17	6.907-277.0	1 piece(s)																		
HEPA, dust class H filter																					
HEPA flat pleated filter	18	6.904-364.0	1 piece(s)																		

■ Included in the scope of supply. □ Available accessories. More Kärcher original accessories can be found on the following pages.

EMPTYING SUPPORTS



Emptying supports make it even easier to empty the collection containers. Integrated strainer baskets, for example, ensure the efficient separation of liquids and solids, while the crane or stacker yoke minimises the amount of effort required by the user. Depending on the relevant suction waste, we offer you a wide range of emptying bags in various designs in order to ensure emptying is low-dust or dust-free.



Order No.	Quantity	Price	Description	1	2	3	4	5	6	7	8	9	10	11	12	13	14	15	16	17	18	19	20
Emptying bags																							
Disposal bag PE Ø 510 mm 100 l	1	6.904-348.0	20 piece(s)	For safe, dust-free emptying.	<input type="checkbox"/>	<input type="checkbox"/>	<input type="checkbox"/>	<input type="checkbox"/>	<input type="checkbox"/>	<input type="checkbox"/>	<input type="checkbox"/>	<input type="checkbox"/>	<input type="checkbox"/>	<input type="checkbox"/>	<input type="checkbox"/>	<input type="checkbox"/>	<input type="checkbox"/>	<input type="checkbox"/>	<input type="checkbox"/>	<input type="checkbox"/>	<input type="checkbox"/>	<input type="checkbox"/>	<input type="checkbox"/>
Disposal bag PE Ø 540 mm 100 l	2	9.989-607.0			<input type="checkbox"/>	<input type="checkbox"/>	<input type="checkbox"/>	<input type="checkbox"/>	<input type="checkbox"/>	<input type="checkbox"/>	<input type="checkbox"/>	<input type="checkbox"/>	<input type="checkbox"/>	<input type="checkbox"/>	<input type="checkbox"/>	<input type="checkbox"/>	<input type="checkbox"/>	<input type="checkbox"/>	<input type="checkbox"/>	<input type="checkbox"/>	<input type="checkbox"/>	<input type="checkbox"/>	<input type="checkbox"/>
Disposal bag PE Ø 460 mm 120 l	3	6.907-646.0			<input type="checkbox"/>	<input type="checkbox"/>	<input type="checkbox"/>	<input type="checkbox"/>	<input type="checkbox"/>	<input type="checkbox"/>	<input type="checkbox"/>	<input type="checkbox"/>	<input type="checkbox"/>	<input type="checkbox"/>	<input type="checkbox"/>	<input type="checkbox"/>	<input type="checkbox"/>	<input type="checkbox"/>	<input type="checkbox"/>	<input type="checkbox"/>	<input type="checkbox"/>	<input type="checkbox"/>	<input type="checkbox"/>
Disposal bag Longopac PE Ø 357 mm 60 l 4 x	4	6.907-506.0	4 piece(s)	For Longopac disposal system. Length: 22 m.	<input type="checkbox"/>	<input type="checkbox"/>	<input type="checkbox"/>	<input type="checkbox"/>	<input type="checkbox"/>	<input type="checkbox"/>	<input type="checkbox"/>	<input type="checkbox"/>	<input type="checkbox"/>	<input type="checkbox"/>	<input type="checkbox"/>	<input type="checkbox"/>	<input type="checkbox"/>	<input type="checkbox"/>	<input type="checkbox"/>	<input type="checkbox"/>	<input type="checkbox"/>	<input type="checkbox"/>	<input type="checkbox"/>
PE disposal bag ID130/22 150 l	5	9.980-828.0		For safe, dust-free emptying.	<input type="checkbox"/>	<input type="checkbox"/>	<input type="checkbox"/>	<input type="checkbox"/>	<input type="checkbox"/>	<input type="checkbox"/>	<input type="checkbox"/>	<input type="checkbox"/>	<input type="checkbox"/>	<input type="checkbox"/>	<input type="checkbox"/>	<input type="checkbox"/>	<input type="checkbox"/>	<input type="checkbox"/>	<input type="checkbox"/>	<input type="checkbox"/>	<input type="checkbox"/>	<input type="checkbox"/>	<input type="checkbox"/>
Safety filter bags	6	6.904-420.0	5 piece(s)	For safe, dust-free emptying.	<input type="checkbox"/>	<input type="checkbox"/>	<input type="checkbox"/>	<input type="checkbox"/>	<input type="checkbox"/>	<input type="checkbox"/>	<input type="checkbox"/>	<input type="checkbox"/>	<input type="checkbox"/>	<input type="checkbox"/>	<input type="checkbox"/>	<input type="checkbox"/>	<input type="checkbox"/>	<input type="checkbox"/>	<input type="checkbox"/>	<input type="checkbox"/>	<input type="checkbox"/>	<input type="checkbox"/>	<input type="checkbox"/>
Disposal bag holder																							
Disposal bag holder Ø 420 mm 30 l	7	9.975-398.0		For 30 l disposal bag. Prevents this from being sucked up.	<input type="checkbox"/>	<input type="checkbox"/>	<input type="checkbox"/>	<input type="checkbox"/>	<input type="checkbox"/>	<input type="checkbox"/>	<input type="checkbox"/>	<input type="checkbox"/>	<input type="checkbox"/>	<input type="checkbox"/>	<input type="checkbox"/>	<input type="checkbox"/>	<input type="checkbox"/>	<input type="checkbox"/>	<input type="checkbox"/>	<input type="checkbox"/>	<input type="checkbox"/>	<input type="checkbox"/>	<input type="checkbox"/>
Disposal bag holder Ø 517 mm 30 l	8	9.980-126.0			<input type="checkbox"/>	<input type="checkbox"/>	<input type="checkbox"/>	<input type="checkbox"/>	<input type="checkbox"/>	<input type="checkbox"/>	<input type="checkbox"/>	<input type="checkbox"/>	<input type="checkbox"/>	<input type="checkbox"/>	<input type="checkbox"/>	<input type="checkbox"/>	<input type="checkbox"/>	<input type="checkbox"/>	<input type="checkbox"/>	<input type="checkbox"/>	<input type="checkbox"/>	<input type="checkbox"/>	<input type="checkbox"/>
Disposal bag holder Ø 517 mm 50 l	9	9.980-140.0		For 50 l disposal bag. Prevents this from being sucked up.	<input type="checkbox"/>	<input type="checkbox"/>	<input type="checkbox"/>	<input type="checkbox"/>	<input type="checkbox"/>	<input type="checkbox"/>	<input type="checkbox"/>	<input type="checkbox"/>	<input type="checkbox"/>	<input type="checkbox"/>	<input type="checkbox"/>	<input type="checkbox"/>	<input type="checkbox"/>	<input type="checkbox"/>	<input type="checkbox"/>	<input type="checkbox"/>	<input type="checkbox"/>	<input type="checkbox"/>	<input type="checkbox"/>
Disposal bag holder Ø 517 mm 100 l	10	9.980-141.0		For 100 l disposal bag. Prevents this from being sucked up.	<input type="checkbox"/>	<input type="checkbox"/>	<input type="checkbox"/>	<input type="checkbox"/>	<input type="checkbox"/>	<input type="checkbox"/>	<input type="checkbox"/>	<input type="checkbox"/>	<input type="checkbox"/>	<input type="checkbox"/>	<input type="checkbox"/>	<input type="checkbox"/>	<input type="checkbox"/>	<input type="checkbox"/>	<input type="checkbox"/>	<input type="checkbox"/>	<input type="checkbox"/>	<input type="checkbox"/>	<input type="checkbox"/>
Swarf baskets																							
Swarf basket, stainless steel, Ø 400 mm, 20 l	11	9.980-852.0		With hole diameter of 1.5 mm.	<input type="checkbox"/>	<input type="checkbox"/>	<input type="checkbox"/>	<input type="checkbox"/>	<input type="checkbox"/>	<input type="checkbox"/>	<input type="checkbox"/>	<input type="checkbox"/>	<input type="checkbox"/>	<input type="checkbox"/>	<input type="checkbox"/>	<input type="checkbox"/>	<input type="checkbox"/>	<input type="checkbox"/>	<input type="checkbox"/>	<input type="checkbox"/>	<input type="checkbox"/>	<input type="checkbox"/>	<input type="checkbox"/>
Swarf basket Ø 452 mm 35 l	12	2.860-268.0			<input type="checkbox"/>	<input type="checkbox"/>	<input type="checkbox"/>	<input type="checkbox"/>	<input type="checkbox"/>	<input type="checkbox"/>	<input type="checkbox"/>	<input type="checkbox"/>	<input type="checkbox"/>	<input type="checkbox"/>	<input type="checkbox"/>	<input type="checkbox"/>	<input type="checkbox"/>	<input type="checkbox"/>	<input type="checkbox"/>	<input type="checkbox"/>	<input type="checkbox"/>	<input type="checkbox"/>	<input type="checkbox"/>
Swarf basket, stainless steel, Ø 495 mm, 40 l	13	9.980-849.0			<input type="checkbox"/>	<input type="checkbox"/>	<input type="checkbox"/>	<input type="checkbox"/>	<input type="checkbox"/>	<input type="checkbox"/>	<input type="checkbox"/>	<input type="checkbox"/>	<input type="checkbox"/>	<input type="checkbox"/>	<input type="checkbox"/>	<input type="checkbox"/>	<input type="checkbox"/>	<input type="checkbox"/>	<input type="checkbox"/>	<input type="checkbox"/>	<input type="checkbox"/>	<input type="checkbox"/>	<input type="checkbox"/>
Swarf basket IVC	14	5.731-645.0		With hole diameter of 4.0 mm.	<input type="checkbox"/>	<input type="checkbox"/>	<input type="checkbox"/>	<input type="checkbox"/>	<input type="checkbox"/>	<input type="checkbox"/>	<input type="checkbox"/>	<input type="checkbox"/>	<input type="checkbox"/>	<input type="checkbox"/>	<input type="checkbox"/>	<input type="checkbox"/>	<input type="checkbox"/>	<input type="checkbox"/>	<input type="checkbox"/>	<input type="checkbox"/>	<input type="checkbox"/>	<input type="checkbox"/>	<input type="checkbox"/>
Other emptying aids																							
Longopac add-on system IVC	15	2.013-050.0		To be attached instead of the collecting container for holding the Longopac emptying bag.	<input type="checkbox"/>	<input type="checkbox"/>	<input type="checkbox"/>	<input type="checkbox"/>	<input type="checkbox"/>	<input type="checkbox"/>	<input type="checkbox"/>	<input type="checkbox"/>	<input type="checkbox"/>	<input type="checkbox"/>	<input type="checkbox"/>	<input type="checkbox"/>	<input type="checkbox"/>	<input type="checkbox"/>	<input type="checkbox"/>	<input type="checkbox"/>	<input type="checkbox"/>	<input type="checkbox"/>	<input type="checkbox"/>
Longopac add-on system IVS	16	2.013-092.0			<input type="checkbox"/>	<input type="checkbox"/>	<input type="checkbox"/>	<input type="checkbox"/>	<input type="checkbox"/>	<input type="checkbox"/>	<input type="checkbox"/>	<input type="checkbox"/>	<input type="checkbox"/>	<input type="checkbox"/>	<input type="checkbox"/>	<input type="checkbox"/>	<input type="checkbox"/>	<input type="checkbox"/>	<input type="checkbox"/>	<input type="checkbox"/>	<input type="checkbox"/>	<input type="checkbox"/>	<input type="checkbox"/>
Emptying support crane/forklift Ø 452 mm	17	2.642-842.0		For crane and forklift emptying via crank mechanism. 452 mm diameter, 260 kg maximum load capacity.	<input type="checkbox"/>	<input type="checkbox"/>	<input type="checkbox"/>	<input type="checkbox"/>	<input type="checkbox"/>	<input type="checkbox"/>	<input type="checkbox"/>	<input type="checkbox"/>	<input type="checkbox"/>	<input type="checkbox"/>	<input type="checkbox"/>	<input type="checkbox"/>	<input type="checkbox"/>	<input type="checkbox"/>	<input type="checkbox"/>	<input type="checkbox"/>	<input type="checkbox"/>	<input type="checkbox"/>	<input type="checkbox"/>
Emptying support crane	18	9.980-832.0		For hooking onto the existing crane eyes. Enables convenient emptying and transport using a crane.	<input type="checkbox"/>	<input type="checkbox"/>	<input type="checkbox"/>	<input type="checkbox"/>	<input type="checkbox"/>	<input type="checkbox"/>	<input type="checkbox"/>	<input type="checkbox"/>	<input type="checkbox"/>	<input type="checkbox"/>	<input type="checkbox"/>	<input type="checkbox"/>	<input type="checkbox"/>	<input type="checkbox"/>	<input type="checkbox"/>	<input type="checkbox"/>	<input type="checkbox"/>	<input type="checkbox"/>	<input type="checkbox"/>
Overfill protection Ø 435 mm	19	9.982-118.0		Stainless steel. Prevents the container from overfilling.	<input type="checkbox"/>	<input type="checkbox"/>	<input type="checkbox"/>	<input type="checkbox"/>	<input type="checkbox"/>	<input type="checkbox"/>	<input type="checkbox"/>	<input type="checkbox"/>	<input type="checkbox"/>	<input type="checkbox"/>	<input type="checkbox"/>	<input type="checkbox"/>	<input type="checkbox"/>	<input type="checkbox"/>	<input type="checkbox"/>	<input type="checkbox"/>	<input type="checkbox"/>	<input type="checkbox"/>	<input type="checkbox"/>
Overfill protection Ø 540 mm	20	9.982-117.0			<input type="checkbox"/>	<input type="checkbox"/>	<input type="checkbox"/>	<input type="checkbox"/>	<input type="checkbox"/>	<input type="checkbox"/>	<input type="checkbox"/>	<input type="checkbox"/>	<input type="checkbox"/>	<input type="checkbox"/>	<input type="checkbox"/>	<input type="checkbox"/>	<input type="checkbox"/>	<input type="checkbox"/>	<input type="checkbox"/>	<input type="checkbox"/>	<input type="checkbox"/>	<input type="checkbox"/>	<input type="checkbox"/>

■ Included in the scope of supply. □ Available accessories. More Kärcher original accessories can be found on the following pages.

ADAPTERS/REDUCERS/DISTRIBUTORS



A large selection of adapters and reducers are available for securely connecting various types of vacuums and/or hoses of different nominal widths. Special distributors enable two hoses to be connected to one machine.



	Order No.	Nominal diameter	Price	Description			DN 40	DN 50	DN 70
Adapter product									
Adapter product NT to DN50	1	9.989-605.0	DN 50	Enables the use of industrial vacuum accessories with wet/dry vacuums.	1		<input type="checkbox"/>		
Adapter product IV to DN70	2	9.977-596.0	DN 70	Enables the use of industrial vacuum accessories with IV 60 and IV 100 vacuums.	2			<input type="checkbox"/>	
Adapter accessory									
Adapter accessory DN50 to DN51	3	9.989-603.0	DN 50	Enables the use of IV 60 and IV 100 accessories on industrial vacuum accessories.	3			<input type="checkbox"/>	
Adapter accessory DN51 to DN50	4	9.989-601.0	DN 50	Enables the use of industrial vacuum accessories on IV 60 and IV 100 accessories.	4			<input type="checkbox"/>	
Adapter accessory DN50 to DN61	5	9.989-602.0	DN 50	Enables the use of IV 60 and IV 100 accessories on industrial vacuum accessories.	5			<input type="checkbox"/>	
Adapter accessory DN61 to DN50	6	9.989-604.0	DN 50	Enables the use of industrial vacuum accessories on IV 60 and IV 100 accessories.	6			<input type="checkbox"/>	
Reducers/expanders									
Reducer DN70 to DN50	7	9.977-772.0	DN 70		7			<input type="checkbox"/>	<input type="checkbox"/>
Reducer DN70 to DN50	8	9.980-470.0	DN 70		8			<input type="checkbox"/>	<input type="checkbox"/>
Reducer DN70 to DN40	9	9.989-690.0	DN 70		9			<input type="checkbox"/>	<input type="checkbox"/>
Reducer DN50 to DN40	10	9.981-231.0	DN 50		10			<input type="checkbox"/>	<input type="checkbox"/>
Reducer DN70 to DN50	11	9.989-712.0	DN 70		11			<input type="checkbox"/>	<input type="checkbox"/>
Reducer DN70 to DN40	12	9.989-713.0	DN 70		12			<input type="checkbox"/>	<input type="checkbox"/>
Expander									
Expander DN40 to DN50	13	9.981-936.0	DN 40		13			<input type="checkbox"/>	<input type="checkbox"/>
Expander DN50 to DN70	14	9.981-921.0	DN 50		14			<input type="checkbox"/>	<input type="checkbox"/>
Distributor									
Distributor Y-piece DN70 to DN50	15	9.989-611.0	DN 70		15			<input type="checkbox"/>	<input type="checkbox"/>
Distributor Y-piece DN50 to DN40	16	9.981-149.0	DN 50		16			<input type="checkbox"/>	<input type="checkbox"/>

Available accessories. More Kärcher original accessories can be found on the following pages.

HOSES



The right hose for the relevant application is required for reliable vacuuming. These range from applications such as vacuuming mineral dust as well as vacuuming abrasive and liquid suction waste such as liquids and oil containing shavings through to metal shavings and hot slag. Take the nominal width of the accessories and the hose lengths into consideration during selection.



	Order No.	Nominal diameter	Price	Description		DN 40	DN 50	DN 70
PVC								
Hose PVC DN40 3 m	1	9.989-647.0	DN 40	Lightweight and flexible design. Suitable for dusts, lightweight solids as well as clumpy materials. Temperature resistant up to max. 85°C.	1	<input type="checkbox"/>	<input type="checkbox"/>	<input type="checkbox"/>
Hose PVC DN40 5 m	2	9.989-614.0	DN 40		2	<input type="checkbox"/>	<input type="checkbox"/>	<input type="checkbox"/>
Hose PVC DN40 15 m without end cones	3	9.989-633.0	DN 40		3	<input type="checkbox"/>	<input type="checkbox"/>	<input type="checkbox"/>
Hose PVC DN50 3 m	4	9.989-615.0	DN 50		4	<input type="checkbox"/>	<input type="checkbox"/>	<input type="checkbox"/>
Hose PVC DN50 5 m	5	9.989-616.0	DN 50		5	<input type="checkbox"/>	<input type="checkbox"/>	<input type="checkbox"/>
Hose PVC DN50 15 m without end cones	6	9.989-634.0	DN 50		6	<input type="checkbox"/>	<input type="checkbox"/>	<input type="checkbox"/>
Hose PVC DN70 3 m	7	9.989-635.0	DN 70		7	<input type="checkbox"/>	<input type="checkbox"/>	<input type="checkbox"/>
Hose PVC DN70 5 m	8	9.989-643.0	DN 70		8	<input type="checkbox"/>	<input type="checkbox"/>	<input type="checkbox"/>
Hose PVC DN70 15 m without end cones	9	9.989-636.0	DN 70		9	<input type="checkbox"/>	<input type="checkbox"/>	<input type="checkbox"/>
EVA								
Hose EVA DN40 3 m	10	9.988-088.0	DN 40	Extra lightweight and flexible design. Suitable for all types of fine dust and lightweight solids. Temperature resistant up to max. 65°C.	10	<input type="checkbox"/>	<input type="checkbox"/>	<input type="checkbox"/>
Hose EVA DN40 5 m	11	9.988-089.0	DN 40		11	<input type="checkbox"/>	<input type="checkbox"/>	<input type="checkbox"/>
Hose EVA DN40 15 m without end cones	12	9.989-630.0	DN 40		12	<input type="checkbox"/>	<input type="checkbox"/>	<input type="checkbox"/>
Hose EVA DN50 3 m	13	9.988-090.0	DN 50		13	<input type="checkbox"/>	<input type="checkbox"/>	<input type="checkbox"/>
Hose EVA DN50 5 m	14	9.988-091.0	DN 50		14	<input type="checkbox"/>	<input type="checkbox"/>	<input type="checkbox"/>
Hose EVA DN50 15 m without end cones	15	9.989-631.0	DN 50		15	<input type="checkbox"/>	<input type="checkbox"/>	<input type="checkbox"/>
Hose EVA DN70 3 m	16	9.989-613.0	DN 70		16	<input type="checkbox"/>	<input type="checkbox"/>	<input type="checkbox"/>
Hose EVA DN70 5 m	17	9.989-624.0	DN 70		17	<input type="checkbox"/>	<input type="checkbox"/>	<input type="checkbox"/>
Hose EVA DN70 15 m without end cones	18	9.989-632.0	DN 70		18	<input type="checkbox"/>	<input type="checkbox"/>	<input type="checkbox"/>
PU								
Hose PU DN40 3 m	19	9.989-617.0	DN 40	Robust, oil-resistant design. Suitable for abrasive fluids and dusts, temperature-resistant up to 80°C.	19	<input type="checkbox"/>	<input type="checkbox"/>	<input type="checkbox"/>
Hose PU DN40 5 m	20	9.989-618.0	DN 40		20	<input type="checkbox"/>	<input type="checkbox"/>	<input type="checkbox"/>
Hose PU DN40 15 m without end cones	21	9.989-637.0	DN 40		21	<input type="checkbox"/>	<input type="checkbox"/>	<input type="checkbox"/>
Hose PU DN50 3 m	22	9.989-619.0	DN 50		22	<input type="checkbox"/>	<input type="checkbox"/>	<input type="checkbox"/>
Hose PU DN50 5 m	23	9.989-620.0	DN 50		23	<input type="checkbox"/>	<input type="checkbox"/>	<input type="checkbox"/>
Hose PU DN50 15 m without end cones	24	9.989-638.0	DN 50		24	<input type="checkbox"/>	<input type="checkbox"/>	<input type="checkbox"/>
Hose PU DN70 3 m	25	9.989-644.0	DN 70		25	<input type="checkbox"/>	<input type="checkbox"/>	<input type="checkbox"/>
Hose PU DN70 5 m	26	9.989-645.0	DN 70		26	<input type="checkbox"/>	<input type="checkbox"/>	<input type="checkbox"/>
Hose PU DN70 15 m without end cones	27	9.989-639.0	DN 70		27	<input type="checkbox"/>	<input type="checkbox"/>	<input type="checkbox"/>
ME-PU								
Hose ME-PU DN40 3 m	28	9.989-621.0	DN 40	Extremely robust, oil-resistant design. Suitable for highly abrasive suction media with fluids. Temperature-resistant up to 110°C.	28	<input type="checkbox"/>	<input type="checkbox"/>	<input type="checkbox"/>
Hose ME-PU DN40 5 m	29	9.989-622.0	DN 40		29	<input type="checkbox"/>	<input type="checkbox"/>	<input type="checkbox"/>
Hose ME-PU DN40 15 m without end cones	30	9.989-640.0	DN 40		30	<input type="checkbox"/>	<input type="checkbox"/>	<input type="checkbox"/>
Hose ME-PU DN50 3 m	31	9.989-623.0	DN 50		31	<input type="checkbox"/>	<input type="checkbox"/>	<input type="checkbox"/>
Hose ME-PU DN50 5 m	32	9.989-625.0	DN 50		32	<input type="checkbox"/>	<input type="checkbox"/>	<input type="checkbox"/>
Hose ME-PU DN50 15 m without end cones	33	9.989-641.0	DN 50		33	<input type="checkbox"/>	<input type="checkbox"/>	<input type="checkbox"/>
Hose ME-PU DN70 3 m	34	9.989-646.0	DN 70		34	<input type="checkbox"/>	<input type="checkbox"/>	<input type="checkbox"/>
Hose ME-PU DN70 5 m	35	9.989-648.0	DN 70		35	<input type="checkbox"/>	<input type="checkbox"/>	<input type="checkbox"/>
Hose ME-PU DN70 15 m without end cones	36	9.989-642.0	DN 70		36	<input type="checkbox"/>	<input type="checkbox"/>	<input type="checkbox"/>
Hose assembly kit								
Hose assembly kit DN40	37	9.989-627.0	DN 40	Comprising 2 hose end cones, 2 hose end clamps, 2 hose end covers.	37	<input type="checkbox"/>	<input type="checkbox"/>	<input type="checkbox"/>
Hose assembly kit DN50	38	9.989-628.0	DN 50		38	<input type="checkbox"/>	<input type="checkbox"/>	<input type="checkbox"/>
Hose assembly kit DN70	39	9.989-629.0	DN 70		39	<input type="checkbox"/>	<input type="checkbox"/>	<input type="checkbox"/>

Available accessories. More Kärcher original accessories can be found on the following pages.

HANDLES/SUCTION TUBES



Our handles and suction tubes have been developed with ergonomics in mind so that the user can adopt a comfortable working posture without tiring during longer periods of work.



	Order No.	Nominal diameter	Price	Description				DN 40	DN 50	DN 70
Handles										
Handle DN40	1	9.977-679.0	DN 40		1			<input type="checkbox"/>		
Handle DN50	2	9.977-678.0	DN 50		2				<input type="checkbox"/>	
Handle DN70	3	9.977-677.0	DN 70		3					<input type="checkbox"/>
Handle st. steel DN40	4	9.989-036.0	DN 40		4			<input type="checkbox"/>		
Handle st. steel DN50	5	9.988-111.0	DN 50		5				<input type="checkbox"/>	
Suction tubes										
Suction tube carbon 1500 mm DN40	6	9.989-552.0	DN 40	As an extension for convenient overhead cleaning.	6			<input type="checkbox"/>		
Suction tube carbon 1500 mm DN50	7	9.989-553.0	DN 50		7				<input type="checkbox"/>	
Suction tube 850 mm DN40	8	9.977-525.0	DN 40		8			<input type="checkbox"/>		
Suction tube 850 mm DN40	9	9.977-531.0	DN 50		9				<input type="checkbox"/>	
Suction tube 850 mm DN70	10	9.981-910.0	DN 70		10					<input type="checkbox"/>
Suction tube aluminium 1500 mm DN40	11	9.989-038.0	DN 50	As an extension for convenient overhead cleaning.	11				<input type="checkbox"/>	
Suction tube aluminium 1500 mm DN50	12	9.989-035.0	DN 50		12				<input type="checkbox"/>	
Suction tube st. steel 850 mm DN40	13	9.989-039.0	DN 40		13			<input type="checkbox"/>		
Suction tube st. steel 850 mm DN50	14	9.988-114.0	DN 50		14				<input type="checkbox"/>	

Available accessories. More Kärcher original accessories can be found on the following pages.

NOZZLES



Whether large or small areas, wet or dry suction waste: the nozzles for our industrial vacuums are impressive in every respect. Designed for the toughest applications, they will also impress in terms of their robustness and resistance to external influences.



Order No.	Nominal diameter	Price	Description			DN 40	DN 50	DN 70
Standard nozzles								
Standard nozzle PVC DN40	1	9.989-674.0	DN 40		1	<input type="checkbox"/>		
Standard nozzle PVC DN50	2	9.989-673.0	DN 50		2		<input type="checkbox"/>	
Standard nozzle PVC DN70	3	9.989-676.0	DN 70		3			<input type="checkbox"/>
Standard nozzle silicone DN40	4	9.988-401.0	DN 40		4	<input type="checkbox"/>		
Standard nozzle silicone DN50	5	9.988-402.0	DN 50		5		<input type="checkbox"/>	
Standard nozzle silicone DN70	6	9.989-672.0	DN 70		6			<input type="checkbox"/>
Standard nozzle rubber cuttable DN40	7	9.989-677.0	DN 40		7	<input type="checkbox"/>		
Standard nozzle rubber cuttable DN50	8	9.989-675.0	DN 50		8		<input type="checkbox"/>	
Standard nozzle aluminium DN40	9	9.980-748.0	DN 40		9	<input type="checkbox"/>		
Standard nozzle aluminium DN50	10	9.980-749.0	DN 50		10		<input type="checkbox"/>	
Standard nozzle aluminium DN70	11	9.989-663.0	DN 70		11			<input type="checkbox"/>
Flexible standard nozzles								
Standard nozzle bendable PVC DN40	12	9.981-420.0	DN 40		12	<input type="checkbox"/>		
Standard nozzle bendable PVC DN50	13	9.981-421.0	DN 50		13		<input type="checkbox"/>	
Standard nozzle bendable PVC DN70	14	9.981-422.0	DN 70		14			<input type="checkbox"/>
Standard nozzle bendable, angled 90° PP DN40	15	9.981-429.0	DN 40		15	<input type="checkbox"/>		
Standard nozzle bendable, angled 90° PP DN50	16	9.981-430.0	DN 50		16		<input type="checkbox"/>	
Floor nozzles								
Floor nozzle aluminium 370 mm DN40	17	9.989-683.0	DN 40	Not electrically conductive.	17	<input type="checkbox"/>		
Floor nozzle aluminium, el. 370 mm, DN40	18	9.989-682.0	DN 40		18	<input type="checkbox"/>		
Floor nozzle aluminium 200 mm DN50	19	9.981-426.0	DN 50	Not electrically conductive.	19		<input type="checkbox"/>	
Floor nozzle aluminium 370 mm DN50	20	9.989-664.0	DN 50		20		<input type="checkbox"/>	
Floor nozzle aluminium, el. 370 mm, DN50	21	9.987-612.0	DN 50		21		<input type="checkbox"/>	
Floor nozzle aluminium 500 mm DN50	22	9.989-684.0	DN 50		22		<input type="checkbox"/>	
Floor nozzle aluminium, el. 500 mm, DN50	23	9.981-925.0	DN 50		23		<input type="checkbox"/>	
Floor nozzle st. steel, el. 370 mm DN40	24	9.989-558.0	DN 40		24	<input type="checkbox"/>		
Floor nozzle st. steel, el. 370 mm DN50	25	9.988-115.0	DN 50		25		<input type="checkbox"/>	
Floor nozzle rubber strip oil-resistant. 220 mm	26	9.981-923.0		For floor nozzle width 220 mm.	26	<input type="checkbox"/>	<input type="checkbox"/>	<input type="checkbox"/>
Floor nozzle rubber strip 370 mm	27	9.981-914.0		For floor nozzle width 370 mm.	27	<input type="checkbox"/>	<input type="checkbox"/>	<input type="checkbox"/>
Floor nozzle rubber strip 500 mm	28	9.981-915.0		For floor nozzle width 500 mm.	28	<input type="checkbox"/>	<input type="checkbox"/>	<input type="checkbox"/>
Floor nozzle brush strip, el. 370 mm	29	9.984-939.0		For floor nozzle width 370 mm.	29	<input type="checkbox"/>	<input type="checkbox"/>	<input type="checkbox"/>
Floor nozzle brush strip 500 mm	30	9.980-764.0		For floor nozzle width 500 mm.	30	<input type="checkbox"/>	<input type="checkbox"/>	<input type="checkbox"/>
Lane nozzle								
Lane nozzle IVC 877 mm DN70	31	2.642-864.0	DN 70	Can be connected directly to the frame of IVC machines.	31			
Crevice nozzles								
Crevice nozzle PP 15 mm × 145 mm DN40	32	9.988-116.0	DN 40		32	<input type="checkbox"/>		
Crevice nozzle PP 15 mm × 145 mm DN50	33	9.988-117.0	DN 50		33		<input type="checkbox"/>	
Crevice nozzle PU 19 mm × 160 mm DN40	34	9.981-483.0	DN 40		34	<input type="checkbox"/>		
Crevice nozzle PU 22 mm × 175 mm DN50	35	9.981-482.0	DN 50		35		<input type="checkbox"/>	
Crevice nozzle 17 mm × 120 mm DN40	36	9.989-680.0	DN 40		36	<input type="checkbox"/>		
Crevice nozzle 25 mm × 120 mm DN40	37	9.989-678.0	DN 40		37	<input type="checkbox"/>		
Crevice nozzle 18 mm × 120 mm DN50	38	9.981-442.0	DN 50		38		<input type="checkbox"/>	
Crevice nozzle 25 mm × 120 mm DN50	39	9.981-465.0	DN 50		39		<input type="checkbox"/>	
Crevice nozzle 28 mm × 120 mm DN70	40	9.981-444.0	DN 70		40			<input type="checkbox"/>

Available accessories. More Kärcher original accessories can be found on the following pages.



	Order No.	Nominal diameter	Price	Description		DN 40	DN 50	DN 70
Stainless steel crevice nozzle 17 mm x 120 mm DN40	41	9.989-193.0	DN 40		41	<input type="checkbox"/>		
Stainless steel crevice nozzle 22 mm x 220 mm DN50	42	9.988-123.0	DN 50		42		<input type="checkbox"/>	
Crevice nozzles bendable								
Crevice nozzle bendable 65 mm DN50	43	9.988-403.0	DN 50		43		<input type="checkbox"/>	
Crevice nozzle bendable 11 mm x 58 mm DN40	44	9.989-681.0	DN 40		44	<input type="checkbox"/>		
Crevice nozzle bendable 20 mm x 45 mm DN40	45	9.981-423.0	DN 40		45	<input type="checkbox"/>		
Crevice nozzle bendable 12 mm x 45 mm DN50	46	9.981-424.0	DN 50		46		<input type="checkbox"/>	
Crevice nozzle bendable 20 mm x 45 mm DN50	47	9.981-425.0	DN 50		47		<input type="checkbox"/>	
Surface nozzles								
Surface nozzle silicone 120 mm DN40	48	9.988-118.0	DN 40		48	<input type="checkbox"/>		
Surface nozzle silicone 120 mm DN50	49	9.988-119.0	DN 50		49		<input type="checkbox"/>	
Surface nozzle aluminium 150 mm DN40	50	9.989-666.0	DN 40		50	<input type="checkbox"/>		
Surface nozzle aluminium 150 mm DN50	51	9.989-665.0	DN 50		51		<input type="checkbox"/>	
Liquid nozzles								
Liquid nozzle 900 mm DN50	52	9.981-427.0	DN 50	Suitable for vacuuming large quantities of liquids from collecting containers and collection trays.	52		<input type="checkbox"/>	
Borehole nozzles								
Blind hole nozzle DN40	53	9.989-671.0	DN 40	For cleaning blind holes.	53	<input type="checkbox"/>		
Blind hole nozzle bended 60° DN40	54	9.989-669.0	DN 40		54	<input type="checkbox"/>		
Blind hole nozzle bended 90° DN40	55	9.989-667.0	DN 40		55	<input type="checkbox"/>		
Blind hole nozzle bended 90°, 200 mm extension DN40	56	9.989-670.0	DN 40		56	<input type="checkbox"/>		

Available accessories. More Kärcher original accessories can be found on the following pages.

BRUSHES



Robust and durable brushes play a decisive role in daily, harsh industrial applications. They are always ready to use and available for a variety of applications and are quick and easy to change where needed.




	Order No.	Nominal diameter	Price	Description			DN 40	DN 50
Standard brushes								
Standard brush 40 mm DN40	1	9.981-431.0	DN 40		1		<input type="checkbox"/>	<input type="checkbox"/>
Standard brush 40 mm DN50	2	9.981-432.0	DN 50		2		<input type="checkbox"/>	<input type="checkbox"/>
Pencil brushes								
Pencil brush Ø 82 mm DN40	3	9.989-609.0	DN 40		3		<input type="checkbox"/>	<input type="checkbox"/>
Pencil brush Ø 82 mm DN50	4	9.989-608.0	DN 50		4		<input type="checkbox"/>	<input type="checkbox"/>
Surface brushes								
Surface brush PP 24 mm DN40	5	9.989-610.0	DN 40		5		<input type="checkbox"/>	<input type="checkbox"/>
Surface brush 300 mm DN40	6	9.981-911.0	DN 40		6		<input type="checkbox"/>	<input type="checkbox"/>
Surface brush 300 mm DN50	7	9.981-912.0	DN 50		7		<input type="checkbox"/>	<input type="checkbox"/>
Cylinder brushes								
Cylinder brush Ø 101.6 mm DN40	8	9.989-047.0	DN 40	For vacuuming cylinder-shaped bodies such as pipes.	8		<input type="checkbox"/>	<input type="checkbox"/>
Cylinder brush Ø 101.6 mm DN50	9	9.989-050.0	DN 50		9		<input type="checkbox"/>	<input type="checkbox"/>
Cylinder brush Ø 203.2 mm DN40	10	9.989-048.0	DN 40		10		<input type="checkbox"/>	<input type="checkbox"/>
Cylinder brush Ø 203.2 mm DN50	11	9.989-051.0	DN 50		11		<input type="checkbox"/>	<input type="checkbox"/>
Cylinder brush Ø 304.8 mm DN40	12	9.989-049.0	DN 40		12		<input type="checkbox"/>	<input type="checkbox"/>
Cylinder brush Ø 304.8 mm DN50	13	9.989-052.0	DN 50		13		<input type="checkbox"/>	<input type="checkbox"/>

Available accessories. More Kärcher original accessories can be found on the following pages.

ACCESSORY KITS



Accessory kits developed especially for different applications and requirements increase performance and thereby help to further improve cleaning results. The clever suction kits are designed for harsh, industrial everyday use.




	Order No.	Nominal diameter	Price	Description		DN 40	DN 50
Liquids/swarf							
Standard kit liquids/swarf DN40	1	9.989-657.0	DN 40	ME-PU hose, 3 m (9.989-621.0); Handle (9.977-679.0); Suction tube (9.977-525.0); Floor nozzle (9.989-683.0); Standard nozzle (9.989-674.0).	1	<input type="checkbox"/>	
Standard kit liquids/swarf DN50	2	9.989-658.0	DN 50	ME-PU hose, 3 m (9.989-623.0); Handle (9.977-678.0); Suction tube (9.977-531.0); Floor nozzle (9.989-664.0); Surface nozzle (9.988-119.0); Standard nozzle (9.989-673.0).	2		<input type="checkbox"/>
Liquids							
Standard kit liquid DN40	3	9.989-660.0	DN 40	PU hose 3 m (9.989-617.0); Handle (9.977-679.0); Suction tube (9.977-525.0); Floor nozzle (9.989-683.0); Crevice nozzle (9.981-483.0).	3	<input type="checkbox"/>	
Standard kit liquid DN50	4	9.989-661.0	DN 50	PU hose 3 m (9.989-619.0); Handle (9.977-678.0); Suction tube (9.977-531.0); Floor nozzle (9.989-664.0); Crevice nozzle (9.981-482.0).	4		<input type="checkbox"/>
Solids/dusts							
Standard kit solids/dusts DN40	5	9.989-659.0	DN 40	EVA hose, 3 m (9.988-088.0); Handle (9.977-679.0); Suction tube (9.977-525.0); Floor nozzle (9.989-682.0); Crevice nozzle (9.988-116.0); Surface nozzle (9.988-118.0); Standard brush (9.981-432.0).	5	<input type="checkbox"/>	
Standard kit solids/dusts DN50	6	9.989-662.0	DN 50	EVA hose, 3 m (9.988-090.0); Handle (9.977-678.0); Suction tube (9.977-531.0); Floor nozzle (9.987-612.0); Crevice nozzle (9.988-117.0); Standard brush (9.981-432.0).	6		<input type="checkbox"/>

Available accessories. More Kärcher original accessories can be found on the following pages.

OTHER ACCESSORIES



Accessories such as remote controls for industrial vacuums or cable drums for extending working areas enable users to simplify the many work steps in their daily lives.



	Order No.	Price	Description		IVR-L 200/24-2 Tc Dp	IVR-L 120/24-2 Tc Me Dp	IVR-L 120/24-2 Tc Me	IVR-L 120/24-2 Tc	IVR-L 100/24-2 Tc Me Dp	IVR-L 100/24-2 Tc Me	IVR-L 100/24-2 Tc	IVR-L 100/24-2 Me	IVR-L 100/24-2	IVR-L 65/20-2 Tc	IVR-L 65/12-1 Tc	IVR-L 40/12-1	IVS 100/75 M	IVS 100/55 M	IVS 100/40 M	IVS 100/75 Lp	IVS 100/55 Lp	IVR 100/40-Pp Sc	IVC 60/30 Tact ¹ Lp	ID 400/40 A1C Z22	DN 40	DN 50	DN 70	
Machine accessories																												
Universal carrying strap	1	2.042-017.0	Ergonomic double shoulder carrying strap for even weight distribution and for working without tiring with a high freedom of movement. Ideal for the BCU 260/36 Bp strimmer.	1																								
Double-shoulder carrying strap	2	6.990-516.0	Ergonomic double-shoulder carrying strap for long, fatigue-free work with the battery-powered leaf blowers from the 50 V range. Comfortable and less strain for the user.	2																								
Other accessories																												
Baffle plate Ø 410 mm	3	9.984-119.0	Prevents the suction waste from rebounding against the filter.	3																								
Baffle plate Ø 517 mm	4	9.980-857.0		4																								
IVS remote control	5	2.273-001.0	For the control of different machines up to 30 m away.	5																								
Cable drum 25 m	6	9.982-080.0	25 m cable (3 × 1.5 mm), for securing in accessories holder 6.645-412.0.	6																								

■ Included in the scope of supply. □ Available accessories. More Kärcher original accessories can be found on the following pages.


ON THE SPOT

For the stationary use of industrial vacuums and industrial dedusters we offer you a complete range of accessories specially designed for continuous industrial use.



Table of contents: Accessories stationary

Industrial vacuums, pipes	Page 102
Industrial vacuums, pipes, connection and installation parts	Page 104
Industrial dedusters, pipes	Page 106
Industrial dedusters, pipes, connection and installation parts	Page 108
Extraction point accessories	Page 110



1 Accessories for stationary industrial vacuums

Our accessories for stationary industrial vacuums permanently withstand even robust suction media. One such example is special pipes with high wall thicknesses.

2 Accessories for stationary industrial dedusters

Because industrial dedusters work with a high air flow, they need pipes with correspondingly large diameters in stationary operation. Also, due to the application the other accessories differ from the accessories for stationary industrial vacuums.

3 All-rounder: pipes

Our robust pipeline systems allow you to use both industrial vacuums and industrial dedusters in stationary applications. Pipelines are available in various diameters and lengths. You can connect several machining centres and also several manual suction points, even across great distances.

4 Robust, reliable connections

You need stable and durable connections for the variable combination of different pipeline parts. For the connection of stationary standard machines to pipes we have pipe-hose adapters, also special adapters for connecting suction hoses to pipes, as well as brackets and supporting feet for the installation of pipes.

5 Special pipeline accessories

With our manual or pneumatic locking sliders and shut-off valves, you can optimally control the air flow, as well as the transportation of the suction medium to the pipes, as required.


6 Customer specific suction points

Permanently installed manual suction points for machine cleaning in the process are a standard application in industry. In order to customise these manual suction points according to requirements, various nozzles and nozzle holders, as well as single parts for the connection of hoses to pipes, are available.

INDUSTRIAL VACUUM PIPES



With special pipes for industrial vacuums, it is extremely easy to permanently connect them to the required suction point. Continuous suction during the work process makes it much easier to subsequently clean the workpieces and machines. The distributors also make it simple to connect several machines or hand-held suction points.



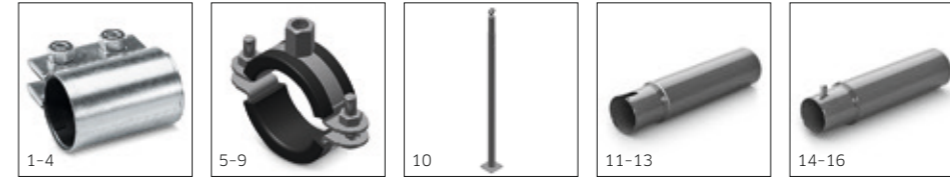
	Order No.	Price	Description			IVR-L 100/40 Sc	IVR-L 100/30 Sc	IVR 100/40 Sc	IVR 100/30 Sc	IVR 100/75-Pp Sc	IVR 100/40-Pp Sc	IVR 100/60 EF	IVR 100/75-Pp EF	IVR 50/40 Sc	IVR 50/30 Sc	IVR 50/15 Sc	RI 331 D4 IE2-IS-H	RI 331 D3 IE2-IS-H	IVR 40/30 Sc	IVR 40/15 Sc	IVR-B 50/30	IVR-B 30/15	IVR-B 20/8	
IV pipes																								
IV pipe Ø 42.4 mm	1	9.980-451.0	Steel, wall thickness = 2 mm, bulk stock.	1																				
IV pipe Ø 60 mm	2	9.980-452.0		2																				
IV pipe Ø 75 mm	3	9.980-453.0		3																				
IV pipe Ø 100 mm	4	9.980-455.0		4																				
IV pipe bended 30° Ø 60.3 mm	5	9.980-545.0	Steel, wall thickness = 3.6 mm.	5																				
IV pipe bended 30° Ø 76.1 mm	6	9.980-546.0		6																				
IV pipe bended 30° Ø 101.6 mm	7	9.980-547.0	Steel, wall thickness = 4 mm.	7																				
IV pipe bended 45° Ø 60.3 mm	8	9.980-548.0	Steel, wall thickness = 3.6 mm	8																				
IV pipe bended 45° Ø 60.3 mm	9	9.980-549.0	Steel, wall thickness = 3.6 mm.	9																				
IV pipe bended 45° Ø 101.6 mm	10	9.980-550.0	Steel, wall thickness = 4 mm.	10																				
IV pipe bended 60° Ø 60.3 mm	11	9.980-551.0	Steel, wall thickness = 3.6 mm.	11																				
IV pipe bended 60° Ø 76.1 mm	12	9.980-552.0		12																				
IV pipe bended 60° Ø 101.6 mm	13	9.980-553.0	Steel, wall thickness = 4 mm.	13																				
IV pipe bended 90° Ø 42.4 mm	14	9.985-373.0	Steel, wall thickness = 2.6 mm.	14																				
IV pipe bended 90° Ø 60.3 mm	15	9.980-554.0	Steel, wall thickness = 3.6 mm.	15																				
IV pipe bended 90° Ø 76.1 mm	16	9.980-555.0		16																				
IV pipe bended 90° Ø 101.6 mm	17	9.980-556.0	Steel, wall thickness = 4 mm.	17																				
IV pipe reducer Ø 120 mm to 100 mm	18	9.981-335.0	Steel, wall thickness = 2 mm.	18																				
IV pipe reducer Ø 120 mm to 60 mm	19	9.981-337.0		19																				
IV pipe reducer Ø 100 mm to 75 mm	20	9.981-334.0		20																				
IV pipe reducer Ø 100 mm to 60 mm	21	9.981-336.0		21																				
IV pipe reducer Ø 80 mm to 75 mm	22	9.980-494.0	Steel, wall thickness = 2 mm.	22																				
IV pipe reducer Ø 80 mm to 60 mm	23	9.980-493.0		23																				
IV pipe reducer Ø 75 mm to 60 mm	24	9.981-333.0	Steel, wall thickness = 2 mm.	24																				
IV pipe reducer Ø 60 mm to 42.2 mm	25	9.981-228.0	Steel, wall thickness = 2 mm.	25																				
IV pipe distributor 30° branch Ø 120 mm to 100 mm	26	9.981-129.0	Steel, wall thickness = 2 mm; length = 550 mm.	26																				
IV pipe distributor 30° branch Ø 120 mm to 75 mm	27	9.981-127.0	Steel, wall thickness = 2 mm; length = 600 mm.	27																				
IV pipe distributor 30° branch Ø 100 mm to 75 mm	28	9.981-126.0	Steel, wall thickness = 2 mm; length = 700 mm.	28																				
IV pipe distributor 30° branch Ø 100 mm to 60 mm	29	9.981-124.0	Steel, wall thickness = 2 mm; length = 600 mm.	29																				
IV pipe distributor 30° branch Ø 75 mm to 60 mm	30	9.981-123.0		30																				
IV pipe distributor 30° branch Ø 60 mm to 42.4 mm	31	9.981-258.0		31																				
IV pipe distributor 30° branch Ø 120 mm	32	9.981-130.0		32																				
IV pipe distributor 30° branch Ø 100 mm	33	9.981-128.0	Steel, wall thickness = 2 mm; length = 700 mm.	33																				
IV pipe distributor 30° branch Ø 75 mm	34	9.981-125.0	Steel, wall thickness = 2 mm; length = 600 mm.	34																				
IV pipe distributor 30° branch Ø 60 mm	35	9.981-122.0		35																				
IV pipe distributor 30° branch Ø 42.4 mm	36	9.981-259.0		36																				
IV pipe distributor Y-piece Ø 120 mm to 100 mm	37	9.981-135.0	Steel, wall thickness = 2 mm; length = 500 mm.	37																				
IV pipe distributor Y-piece Ø 100 mm to 75 mm	38	9.981-134.0	Steel, wall thickness = 2 mm; length = 440 mm.	38																				
IV pipe distributor Y-piece Ø 80 mm to 60 mm	39	9.981-133.0	Steel, wall thickness = 2 mm; length = 380 mm.	39																				
IV pipe distributor Y-piece Ø 75 mm to 60 mm	40	9.981-132.0	Steel, wall thickness = 2 mm; length = 380 mm.	40																				
IV pipe distributor Y-piece Ø 60 mm to 42 mm	41	9.981-131.0	Steel, wall thickness = 2 mm; length = 327 mm.	41																				

□ Available accessories. More Kärcher original accessories can be found on the following pages.

INDUSTRIAL VACUUM PIPE CONNECTIONS / CLAMPS



A wide range of adapters, connection and installation parts are available for securely connecting pipes, e.g. when connecting industrial vacuums, for connecting suction hoses to hand-held suction points, for connecting various pipe shapes and for installing stable supports and stands for the pipes themselves.



		Order No.	Nominal diameter	Price	Description			IVR-L 100/40 Sc	IVR-L 100/30 Sc	IVR-L 100/40 Sc	IVR 100/30 Sc	IVR 100/75-Pp Sc	IVR 100/40-Pp Sc	IVR 100/60 Ef	IVR 100/30 Ef	IVR 100/75-Pp Ef	IVR 50/40 Sc	IVR 50/30 Sc	IVR 50/15 Sc	RI 331 D4 IE2-IS-H	RI 331 D3 IE2-IS-H	IVR 40/30 Sc	IVR 40/15 Sc	IVR-B 50/30	IVR-B 30/15	IVR-B 20/8	
IV pipe connectors/fastenings																											
IV pipe connection Ø 42.4 mm	1	9.980-445.0			Steel; 3 clamping screws.	1		<input type="checkbox"/>	<input type="checkbox"/>	<input type="checkbox"/>	<input type="checkbox"/>	<input type="checkbox"/>	<input type="checkbox"/>	<input type="checkbox"/>	<input type="checkbox"/>	<input type="checkbox"/>	<input type="checkbox"/>	<input type="checkbox"/>	<input type="checkbox"/>	<input type="checkbox"/>	<input type="checkbox"/>	<input type="checkbox"/>	<input type="checkbox"/>	<input type="checkbox"/>	<input type="checkbox"/>	<input type="checkbox"/>	<input type="checkbox"/>
IV pipe connection Ø 60 mm	2	9.980-446.0				2		<input type="checkbox"/>	<input type="checkbox"/>	<input type="checkbox"/>	<input type="checkbox"/>	<input type="checkbox"/>	<input type="checkbox"/>	<input type="checkbox"/>	<input type="checkbox"/>	<input type="checkbox"/>	<input type="checkbox"/>	<input type="checkbox"/>	<input type="checkbox"/>	<input type="checkbox"/>	<input type="checkbox"/>	<input type="checkbox"/>	<input type="checkbox"/>	<input type="checkbox"/>	<input type="checkbox"/>	<input type="checkbox"/>	<input type="checkbox"/>
IV pipe connection Ø 75 mm	3	9.980-447.0				3		<input type="checkbox"/>	<input type="checkbox"/>	<input type="checkbox"/>	<input type="checkbox"/>	<input type="checkbox"/>	<input type="checkbox"/>	<input type="checkbox"/>	<input type="checkbox"/>	<input type="checkbox"/>	<input type="checkbox"/>	<input type="checkbox"/>	<input type="checkbox"/>	<input type="checkbox"/>	<input type="checkbox"/>	<input type="checkbox"/>	<input type="checkbox"/>	<input type="checkbox"/>	<input type="checkbox"/>	<input type="checkbox"/>	<input type="checkbox"/>
IV pipe connection Ø 100 mm	4	9.980-449.0				4		<input type="checkbox"/>	<input type="checkbox"/>	<input type="checkbox"/>	<input type="checkbox"/>	<input type="checkbox"/>	<input type="checkbox"/>	<input type="checkbox"/>	<input type="checkbox"/>	<input type="checkbox"/>	<input type="checkbox"/>	<input type="checkbox"/>	<input type="checkbox"/>	<input type="checkbox"/>	<input type="checkbox"/>	<input type="checkbox"/>	<input type="checkbox"/>	<input type="checkbox"/>	<input type="checkbox"/>	<input type="checkbox"/>	<input type="checkbox"/>
IV pipe clamp Ø 41-44 mm	5	9.980-463.0			Fastening screw M8.	5		<input type="checkbox"/>	<input type="checkbox"/>	<input type="checkbox"/>	<input type="checkbox"/>	<input type="checkbox"/>	<input type="checkbox"/>	<input type="checkbox"/>	<input type="checkbox"/>	<input type="checkbox"/>	<input type="checkbox"/>	<input type="checkbox"/>	<input type="checkbox"/>	<input type="checkbox"/>	<input type="checkbox"/>	<input type="checkbox"/>	<input type="checkbox"/>	<input type="checkbox"/>	<input type="checkbox"/>	<input type="checkbox"/>	<input type="checkbox"/>
IV pipe clamp Ø 60-63 mm	6	9.980-464.0				6		<input type="checkbox"/>	<input type="checkbox"/>	<input type="checkbox"/>	<input type="checkbox"/>	<input type="checkbox"/>	<input type="checkbox"/>	<input type="checkbox"/>	<input type="checkbox"/>	<input type="checkbox"/>	<input type="checkbox"/>	<input type="checkbox"/>	<input type="checkbox"/>	<input type="checkbox"/>	<input type="checkbox"/>	<input type="checkbox"/>	<input type="checkbox"/>	<input type="checkbox"/>	<input type="checkbox"/>	<input type="checkbox"/>	<input type="checkbox"/>
IV pipe clamp Ø 74-78 mm	7	9.980-465.0			Fastening screw M10.	7		<input type="checkbox"/>	<input type="checkbox"/>	<input type="checkbox"/>	<input type="checkbox"/>	<input type="checkbox"/>	<input type="checkbox"/>	<input type="checkbox"/>	<input type="checkbox"/>	<input type="checkbox"/>	<input type="checkbox"/>	<input type="checkbox"/>	<input type="checkbox"/>	<input type="checkbox"/>	<input type="checkbox"/>	<input type="checkbox"/>	<input type="checkbox"/>	<input type="checkbox"/>	<input type="checkbox"/>	<input type="checkbox"/>	<input type="checkbox"/>
IV pipe clamp Ø 99-103 mm	8	9.980-466.0				8		<input type="checkbox"/>	<input type="checkbox"/>	<input type="checkbox"/>	<input type="checkbox"/>	<input type="checkbox"/>	<input type="checkbox"/>	<input type="checkbox"/>	<input type="checkbox"/>	<input type="checkbox"/>	<input type="checkbox"/>	<input type="checkbox"/>	<input type="checkbox"/>	<input type="checkbox"/>	<input type="checkbox"/>	<input type="checkbox"/>	<input type="checkbox"/>	<input type="checkbox"/>	<input type="checkbox"/>	<input type="checkbox"/>	<input type="checkbox"/>
IV pipe clamp Ø 116-120 mm	9	9.980-467.0				9		<input type="checkbox"/>	<input type="checkbox"/>	<input type="checkbox"/>	<input type="checkbox"/>	<input type="checkbox"/>	<input type="checkbox"/>	<input type="checkbox"/>	<input type="checkbox"/>	<input type="checkbox"/>	<input type="checkbox"/>	<input type="checkbox"/>	<input type="checkbox"/>	<input type="checkbox"/>	<input type="checkbox"/>	<input type="checkbox"/>	<input type="checkbox"/>	<input type="checkbox"/>	<input type="checkbox"/>	<input type="checkbox"/>	<input type="checkbox"/>
IV pipe ground support	10	9.981-118.0			H = 2200-3500 mm; for pipe mounting clamp with M10 thread.	10		<input type="checkbox"/>	<input type="checkbox"/>	<input type="checkbox"/>	<input type="checkbox"/>	<input type="checkbox"/>	<input type="checkbox"/>	<input type="checkbox"/>	<input type="checkbox"/>	<input type="checkbox"/>	<input type="checkbox"/>	<input type="checkbox"/>	<input type="checkbox"/>	<input type="checkbox"/>	<input type="checkbox"/>	<input type="checkbox"/>	<input type="checkbox"/>	<input type="checkbox"/>	<input type="checkbox"/>	<input type="checkbox"/>	<input type="checkbox"/>
IV pipe to hose adapter, female Ø 42.2 to DN40	11	9.981-256.0	DN 40		Steel, wall thickness = 2 mm.	11		<input type="checkbox"/>	<input type="checkbox"/>	<input type="checkbox"/>	<input type="checkbox"/>	<input type="checkbox"/>	<input type="checkbox"/>	<input type="checkbox"/>	<input type="checkbox"/>	<input type="checkbox"/>	<input type="checkbox"/>	<input type="checkbox"/>	<input type="checkbox"/>	<input type="checkbox"/>	<input type="checkbox"/>	<input type="checkbox"/>	<input type="checkbox"/>	<input type="checkbox"/>	<input type="checkbox"/>	<input type="checkbox"/>	<input type="checkbox"/>
IV pipe to hose adapter, female Ø 60 to DN50	12	9.981-166.0	DN 50			12		<input type="checkbox"/>	<input type="checkbox"/>	<input type="checkbox"/>	<input type="checkbox"/>	<input type="checkbox"/>	<input type="checkbox"/>	<input type="checkbox"/>	<input type="checkbox"/>	<input type="checkbox"/>	<input type="checkbox"/>	<input type="checkbox"/>	<input type="checkbox"/>	<input type="checkbox"/>	<input type="checkbox"/>	<input type="checkbox"/>	<input type="checkbox"/>	<input type="checkbox"/>	<input type="checkbox"/>	<input type="checkbox"/>	<input type="checkbox"/>
IV pipe to hose adapter, female Ø 75 to DN70	13	9.981-170.0	DN 70			13		<input type="checkbox"/>	<input type="checkbox"/>	<input type="checkbox"/>	<input type="checkbox"/>	<input type="checkbox"/>	<input type="checkbox"/>	<input type="checkbox"/>	<input type="checkbox"/>	<input type="checkbox"/>	<input type="checkbox"/>	<input type="checkbox"/>	<input type="checkbox"/>	<input type="checkbox"/>	<input type="checkbox"/>	<input type="checkbox"/>	<input type="checkbox"/>	<input type="checkbox"/>	<input type="checkbox"/>	<input type="checkbox"/>	<input type="checkbox"/>
IV pipe to hose adapter, male Ø 42.2 to DN40	14	9.981-257.0	DN 40			14		<input type="checkbox"/>	<input type="checkbox"/>	<input type="checkbox"/>	<input type="checkbox"/>	<input type="checkbox"/>	<input type="checkbox"/>	<input type="checkbox"/>	<input type="checkbox"/>	<input type="checkbox"/>	<input type="checkbox"/>	<input type="checkbox"/>	<input type="checkbox"/>	<input type="checkbox"/>	<input type="checkbox"/>	<input type="checkbox"/>	<input type="checkbox"/>	<input type="checkbox"/>	<input type="checkbox"/>	<input type="checkbox"/>	<input type="checkbox"/>
IV pipe to hose adapter, male Ø 60 to DN50	15	9.981-332.0	DN 50			15		<input type="checkbox"/>	<input type="checkbox"/>	<input type="checkbox"/>	<input type="checkbox"/>	<input type="checkbox"/>	<input type="checkbox"/>	<input type="checkbox"/>	<input type="checkbox"/>	<input type="checkbox"/>	<input type="checkbox"/>	<input type="checkbox"/>	<input type="checkbox"/>	<input type="checkbox"/>	<input type="checkbox"/>	<input type="checkbox"/>	<input type="checkbox"/>	<input type="checkbox"/>	<input type="checkbox"/>	<input type="checkbox"/>	<input type="checkbox"/>
IV pipe to hose adapter, male Ø 75 to DN70	16	9.981-195.0	DN 70			16		<input type="checkbox"/>	<input type="checkbox"/>	<input type="checkbox"/>	<input type="checkbox"/>	<input type="checkbox"/>	<input type="checkbox"/>	<input type="checkbox"/>	<input type="checkbox"/>	<input type="checkbox"/>	<input type="checkbox"/>	<input type="checkbox"/>	<input type="checkbox"/>	<input type="checkbox"/>	<input type="checkbox"/>	<input type="checkbox"/>	<input type="checkbox"/>	<input type="checkbox"/>	<input type="checkbox"/>	<input type="checkbox"/>	<input type="checkbox"/>

Available accessories. More Kärcher original accessories can be found on the following pages.

INDUSTRIAL DUST EXTRACTOR PIPES



Pipelines for industrial dedusters allow for the installation of additional extraction sections so that the extractor does not need to be positioned at the extraction point. In addition, they enable the connection of several suction points to a single extractor.

Order No.	Nominal diameter	Price	Description	ID 265/55 AfC	ID 130/22 AfC	ID 130/22	ID 90/30	ID 50/40 AfC	ID 30/30 AfC	ID 650/75 AfC Z22	ID 650/75 AfC Z22 (indoor)	ID 400/40 AfC Z22	ID 400/40 AfC Z22 (indoor)	ID 300/30 AfC Z22	ID 300/30 AfC Z22 (indoor)	ID 220/22 AfC Z22	ID 220/22 AfC Z22 (indoor)	ID 130/22 Z22	ID 90/30 AfC Z22
Industrial dust extractor pipes																			
ID pipe	1	On project request	Steel, various diameters, wall thicknesses and coatings available, bulk stock	<input type="checkbox"/>	<input type="checkbox"/>	<input type="checkbox"/>	<input type="checkbox"/>	<input type="checkbox"/>	<input type="checkbox"/>	<input type="checkbox"/>	<input type="checkbox"/>	<input type="checkbox"/>	<input type="checkbox"/>	<input type="checkbox"/>	<input type="checkbox"/>	<input type="checkbox"/>	<input type="checkbox"/>	<input type="checkbox"/>	<input type="checkbox"/>
ID pipe bended 5°	2	On project request	Steel, various diameters, wall thicknesses and coatings available	<input type="checkbox"/>	<input type="checkbox"/>	<input type="checkbox"/>	<input type="checkbox"/>	<input type="checkbox"/>	<input type="checkbox"/>	<input type="checkbox"/>	<input type="checkbox"/>	<input type="checkbox"/>	<input type="checkbox"/>	<input type="checkbox"/>	<input type="checkbox"/>	<input type="checkbox"/>	<input type="checkbox"/>	<input type="checkbox"/>	<input type="checkbox"/>
ID pipe bended 15°	3	On project request	Steel, various diameters, wall thicknesses and coatings available	<input type="checkbox"/>	<input type="checkbox"/>	<input type="checkbox"/>	<input type="checkbox"/>	<input type="checkbox"/>	<input type="checkbox"/>	<input type="checkbox"/>	<input type="checkbox"/>	<input type="checkbox"/>	<input type="checkbox"/>	<input type="checkbox"/>	<input type="checkbox"/>	<input type="checkbox"/>	<input type="checkbox"/>	<input type="checkbox"/>	<input type="checkbox"/>
ID pipe bended 30°	4	On project request	Steel, various diameters, wall thicknesses and coatings available	<input type="checkbox"/>	<input type="checkbox"/>	<input type="checkbox"/>	<input type="checkbox"/>	<input type="checkbox"/>	<input type="checkbox"/>	<input type="checkbox"/>	<input type="checkbox"/>	<input type="checkbox"/>	<input type="checkbox"/>	<input type="checkbox"/>	<input type="checkbox"/>	<input type="checkbox"/>	<input type="checkbox"/>	<input type="checkbox"/>	<input type="checkbox"/>
ID pipe bended 45°	5	On project request	Steel, various diameters, wall thicknesses and coatings available	<input type="checkbox"/>	<input type="checkbox"/>	<input type="checkbox"/>	<input type="checkbox"/>	<input type="checkbox"/>	<input type="checkbox"/>	<input type="checkbox"/>	<input type="checkbox"/>	<input type="checkbox"/>	<input type="checkbox"/>	<input type="checkbox"/>	<input type="checkbox"/>	<input type="checkbox"/>	<input type="checkbox"/>	<input type="checkbox"/>	<input type="checkbox"/>
ID pipe bended 90°	6	On project request	Steel, various diameters, wall thicknesses and coatings available	<input type="checkbox"/>	<input type="checkbox"/>	<input type="checkbox"/>	<input type="checkbox"/>	<input type="checkbox"/>	<input type="checkbox"/>	<input type="checkbox"/>	<input type="checkbox"/>	<input type="checkbox"/>	<input type="checkbox"/>	<input type="checkbox"/>	<input type="checkbox"/>	<input type="checkbox"/>	<input type="checkbox"/>	<input type="checkbox"/>	<input type="checkbox"/>
ID pipe reducer	7	On project request	Steel, various diameters, wall thicknesses and coatings available	<input type="checkbox"/>	<input type="checkbox"/>	<input type="checkbox"/>	<input type="checkbox"/>	<input type="checkbox"/>	<input type="checkbox"/>	<input type="checkbox"/>	<input type="checkbox"/>	<input type="checkbox"/>	<input type="checkbox"/>	<input type="checkbox"/>	<input type="checkbox"/>	<input type="checkbox"/>	<input type="checkbox"/>	<input type="checkbox"/>	<input type="checkbox"/>
ID pipe distributor T-piece	8	On project request	Steel, various diameters, wall thicknesses and coatings available	<input type="checkbox"/>	<input type="checkbox"/>	<input type="checkbox"/>	<input type="checkbox"/>	<input type="checkbox"/>	<input type="checkbox"/>	<input type="checkbox"/>	<input type="checkbox"/>	<input type="checkbox"/>	<input type="checkbox"/>	<input type="checkbox"/>	<input type="checkbox"/>	<input type="checkbox"/>	<input type="checkbox"/>	<input type="checkbox"/>	<input type="checkbox"/>
ID pipe distributor 45° branch	9	On project request	Steel, various diameters, wall thicknesses and coatings available	<input type="checkbox"/>	<input type="checkbox"/>	<input type="checkbox"/>	<input type="checkbox"/>	<input type="checkbox"/>	<input type="checkbox"/>	<input type="checkbox"/>	<input type="checkbox"/>	<input type="checkbox"/>	<input type="checkbox"/>	<input type="checkbox"/>	<input type="checkbox"/>	<input type="checkbox"/>	<input type="checkbox"/>	<input type="checkbox"/>	<input type="checkbox"/>
ID pipe distributor 30° branch	10	On project request	Steel, various diameters, wall thicknesses and coatings available	<input type="checkbox"/>	<input type="checkbox"/>	<input type="checkbox"/>	<input type="checkbox"/>	<input type="checkbox"/>	<input type="checkbox"/>	<input type="checkbox"/>	<input type="checkbox"/>	<input type="checkbox"/>	<input type="checkbox"/>	<input type="checkbox"/>	<input type="checkbox"/>	<input type="checkbox"/>	<input type="checkbox"/>	<input type="checkbox"/>	<input type="checkbox"/>
ID pipe distributor Y-piece	11	On project request	Steel, various diameters, wall thicknesses and coatings available	<input type="checkbox"/>	<input type="checkbox"/>	<input type="checkbox"/>	<input type="checkbox"/>	<input type="checkbox"/>	<input type="checkbox"/>	<input type="checkbox"/>	<input type="checkbox"/>	<input type="checkbox"/>	<input type="checkbox"/>	<input type="checkbox"/>	<input type="checkbox"/>	<input type="checkbox"/>	<input type="checkbox"/>	<input type="checkbox"/>	<input type="checkbox"/>

Available accessories. More Kärcher original accessories can be found on the following pages.

INDUSTRIAL DUST EXTRACTOR PIPE CONNECTIONS / CLAMPS



A wide range of adapters, connection and installation parts are available for securely connecting pipes, e.g. when connecting dedusters, for connecting suction hoses to hand-held suction points, for connecting various pipe shapes and for installing stable supports and stands for the pipes themselves.

	Order No.	Nominal diameter	Price	Description		ID 265/55 AfC	ID 130/22 AfC	ID 130/22	ID 90/30	ID 50/40 AfC	ID 30/30 AfC	ID 650/75 AfC Z22	ID 650/75 AfC Z22 (indoor)	ID 400/40 AfC Z22	ID 400/40 AfC Z22 (indoor)	ID 300/30 AfC Z22	ID 300/30 AfC Z22 (indoor)	ID 220/22 AfC Z22	ID 220/22 AfC Z22 (indoor)	ID 130/22 Z22	ID 90/30 AfC Z22
Industrial dust extractor pipes, connecting and installation parts																					
ID pipe connection	1	On project request		Steel, various diameters, wall thicknesses and coatings available	1	<input type="checkbox"/>	<input type="checkbox"/>	<input type="checkbox"/>	<input type="checkbox"/>	<input type="checkbox"/>	<input type="checkbox"/>	<input type="checkbox"/>	<input type="checkbox"/>	<input type="checkbox"/>	<input type="checkbox"/>	<input type="checkbox"/>	<input type="checkbox"/>	<input type="checkbox"/>	<input type="checkbox"/>	<input type="checkbox"/>	<input type="checkbox"/>
ID pipe clamp	2	On project request		Steel, various diameters, wall thicknesses and coatings available	2	<input type="checkbox"/>	<input type="checkbox"/>	<input type="checkbox"/>	<input type="checkbox"/>	<input type="checkbox"/>	<input type="checkbox"/>	<input type="checkbox"/>	<input type="checkbox"/>	<input type="checkbox"/>	<input type="checkbox"/>	<input type="checkbox"/>	<input type="checkbox"/>	<input type="checkbox"/>	<input type="checkbox"/>	<input type="checkbox"/>	<input type="checkbox"/>
ID pipe ground support	3	On project request		Various lengths available	3	<input type="checkbox"/>	<input type="checkbox"/>	<input type="checkbox"/>	<input type="checkbox"/>	<input type="checkbox"/>	<input type="checkbox"/>	<input type="checkbox"/>	<input type="checkbox"/>	<input type="checkbox"/>	<input type="checkbox"/>	<input type="checkbox"/>	<input type="checkbox"/>	<input type="checkbox"/>	<input type="checkbox"/>	<input type="checkbox"/>	<input type="checkbox"/>
ID pipe to hose adapter, female	4	On project request		Steel, various diameters, wall thicknesses and coatings available	4	<input type="checkbox"/>	<input type="checkbox"/>	<input type="checkbox"/>	<input type="checkbox"/>	<input type="checkbox"/>	<input type="checkbox"/>	<input type="checkbox"/>	<input type="checkbox"/>	<input type="checkbox"/>	<input type="checkbox"/>	<input type="checkbox"/>	<input type="checkbox"/>	<input type="checkbox"/>	<input type="checkbox"/>	<input type="checkbox"/>	<input type="checkbox"/>
ID pipe to hose adapter, male	5	On project request		Steel, various diameters, wall thicknesses and coatings available	5	<input type="checkbox"/>	<input type="checkbox"/>	<input type="checkbox"/>	<input type="checkbox"/>	<input type="checkbox"/>	<input type="checkbox"/>	<input type="checkbox"/>	<input type="checkbox"/>	<input type="checkbox"/>	<input type="checkbox"/>	<input type="checkbox"/>	<input type="checkbox"/>	<input type="checkbox"/>	<input type="checkbox"/>	<input type="checkbox"/>	<input type="checkbox"/>

Available accessories. More Kärcher original accessories can be found on the following pages.

SUCTION POINT ACCESSORIES



Robust and powerful nozzles and nozzle holders for special use with permanently installed hand-held suction points for machine cleaning.



	Order No.	Nominal diameter	Price	Description							DN 40	DN 50	DN 70
Suction point accessories													
Suction point standard brush PVC DN40	1	9.981-454.0	DN 40		For hand-held suction point, suitable for nozzle holder.	1					<input type="checkbox"/>		
Suction point standard brush PVC DN50	2	9.981-455.0	DN 50			2						<input type="checkbox"/>	
Suction point standard brush DN40	3	9.981-436.0	DN 40			3					<input type="checkbox"/>		
Suction point nozzle holder	4	9.981-520.0			For mounting to a wall. Suitable for DN 40, 50 and 70. Includes end switch for nozzle control.	4					<input type="checkbox"/>	<input type="checkbox"/>	<input type="checkbox"/>
Suction point nozzle holder with switch	5	9.982-111.0				5					<input type="checkbox"/>	<input type="checkbox"/>	<input type="checkbox"/>
Suction point hose holder with end switch, Ø 60 mm	6	9.982-083.0			For fitting pipes with a diameter of 60 mm.	6					<input type="checkbox"/>	<input type="checkbox"/>	<input type="checkbox"/>
Suction point hose holder with end switch, Ø 75 mm	7	9.982-092.0			For fitting pipes with a diameter of 75 mm.	7					<input type="checkbox"/>	<input type="checkbox"/>	<input type="checkbox"/>
Suction point hose holder with end switch	8	9.982-093.0			For mounting to a wall. Includes end switch for nozzle control.	8					<input type="checkbox"/>	<input type="checkbox"/>	<input type="checkbox"/>
Suction point suction arm DN50 without hose	9	9.981-776.0	DN 50		Swivel arm DN 50 with wall mount. Arm length 2 m.	9					<input type="checkbox"/>		
Suction point suction arm DN70 without hose	10	9.981-775.0	DN 70		Swivel arm DN 70 with wall mount. Arm length 2 m.	10						<input type="checkbox"/>	
Suction point suction arm DN50 without hose	11	9.981-781.0	DN 50		Swivel arm DN 50 with floor support. Arm length 2 m.	11						<input type="checkbox"/>	
Suction point suction arm DN70 without hose	12	9.981-780.0	DN 70		Swivel arm DN 70 with floor support. Arm length 2 m.	12							<input type="checkbox"/>
Suction point suction arm DN70	13	9.981-920.0	DN 70		Arm length 2.5 m. Suction head with 150 mm diameter.	13							<input type="checkbox"/>
Suction point suction arm DN100	14	9.983-121.0	DN 100			14					<input type="checkbox"/>	<input type="checkbox"/>	<input type="checkbox"/>
Suction point hose PVC DN40 3 m	15	9.989-701.0	DN 40		Lightweight and flexible design. Suitable for dusts, lightweight solids as well as clumpy materials. Temperature-resistant up to max. 85°C.	15					<input type="checkbox"/>	<input type="checkbox"/>	<input type="checkbox"/>
Suction point hose PVC DN40 5 m	16	9.989-702.0	DN 40			16					<input type="checkbox"/>		
Suction point hose PVC DN50 3 m	17	9.989-693.0	DN 50			17						<input type="checkbox"/>	
Suction point hose PVC DN50 5 m	18	9.989-694.0	DN 50			18						<input type="checkbox"/>	
Suction point hose PVC DN70 3 m	19	9.989-703.0	DN 70			19							<input type="checkbox"/>
Suction point hose PVC DN70 5 m	20	9.989-704.0	DN 70			20							<input type="checkbox"/>
Suction point hose PU DN40 3 m	21	9.989-705.0	DN 40		Robust, oil-resistant design. Suitable for abrasive fluids and dusts, temperature-resistant up to 80°C.	21					<input type="checkbox"/>		
Suction point hose PU DN40 5 m	22	9.989-706.0	DN 40			22					<input type="checkbox"/>		
Suction point hose PU DN50 3 m	23	9.989-695.0	DN 50			23						<input type="checkbox"/>	
Suction point hose PU DN50 5 m	24	9.989-696.0	DN 50			24						<input type="checkbox"/>	
Suction point hose PU DN70 3 m	25	9.989-707.0	DN 70			25							<input type="checkbox"/>
Suction point hose PU DN70 5 m	26	9.989-708.0	DN 70			26							<input type="checkbox"/>
Suction point hose ME-PU DN40 3 m	27	9.989-697.0	DN 40		Extremely robust, electrically conductive design. Suitable for highly abrasive suction media with fluids. Temperature-resistant up to 110°C.	27					<input type="checkbox"/>		
Suction point hose ME-PU DN40 5 m	28	9.989-698.0	DN 40			28					<input type="checkbox"/>		
Suction point hose ME-PU DN50 3 m	29	9.989-699.0	DN 50			29						<input type="checkbox"/>	
Suction point hose ME-PU DN50 3 m	30	9.989-700.0	DN 50			30						<input type="checkbox"/>	
Hose end cone rotatable female DN40	31	9.989-654.0	DN 50			31					<input type="checkbox"/>		
Hose end cone rotatable female DN50	32	9.989-653.0	DN 50			32						<input type="checkbox"/>	
Hose end cone rotatable female DN70	33	9.989-652.0	DN 70			33							<input type="checkbox"/>
Hose end connector male DN40	34	9.981-142.0	DN 40			34					<input type="checkbox"/>		
Hose end connector male DN50	35	9.980-472.0	DN 50			35						<input type="checkbox"/>	
Hose end connector male DN70	36	9.981-144.0	DN 70			36							<input type="checkbox"/>
Hose end connector female stainless steel DN40	37	9.989-716.0	DN 40			37					<input type="checkbox"/>		
Hose end connector female stainless steel DN50	38	9.989-714.0	DN 50			38						<input type="checkbox"/>	
Hose end connector male stainless steel DN40	39	9.989-717.0	DN 40			39					<input type="checkbox"/>		
Hose end connector male stainless steel DN50	40	9.989-715.0	DN 50			40						<input type="checkbox"/>	
Hose assembly kit DN40 without end cones	41	9.981-563.0	DN 40		Comprising 2 hose end clamps, 2 hose end covers.	41					<input type="checkbox"/>		
Hose assembly kit DN50 without end cones	42	9.981-561.0	DN 50			42						<input type="checkbox"/>	
Hose assembly kit DN70 without end cones	43	9.981-562.0	DN 70			43							<input type="checkbox"/>

Available accessories. More Kärcher original accessories can be found on the following pages.

YOU ALWAYS GET THE BEST SOLUTION

The requirements of vacuuming and dedusting solutions in industry can be very specific. We plan every system individually to your specific needs. Our services range from the simple mobile solution through to highly complex, specifically adapted and tightly piped vacuuming solutions. With more than 50 years of experience in the development and realisation of industrial vacuuming systems, we are your competent partner. As a result, you get efficient complete solutions from a single source.



1 Application: Rough, Wet

The proven and efficient solution for coarse suction material with cooling lubricants in the area of metal, cast iron and plastic is manual suction points for workpiece and machine cleaning and the direct connection for vacuuming in the process.

2 Application: Rough, Dry

The proven and efficient solution for coarse, dry suction material in the area of metal, cast iron, plastic or composite materials is manual suction points for workpiece and machine cleaning and the direct connection for vacuuming 24/7 in the process.

3 Application: Fine, Wet

The proven and efficient solution for fine, damp and wet suction material in the area of metal, cast iron and plastic with direct connection for vacuuming 24/7 in the production process.

4 Application: Fine, Dry

Proven and efficient solutions for fine, dry suction material in the area of metal, cast iron and plastic with direct connection for vacuuming 24/7 in the production process.

Table of contents: Customer specific Industrial Vacuuming / Dedusting Solutions

Rough / wet	Page 118
Rough / dry	Page 128
Fine / wet	Page 142
Fine / dry	Page 146
Fine / dry (unsettled particles)	Page 148



1 Engine

There is a choice of various engine for the individual design of your vacuuming solution: from the space-saving bypass turbine for workpiece and machine cleaning by means of manual suction points through to the powerful IE3 drive unit with 22 kW for continuous industrial operation.



2 Filter

You have numerous possible applications – and we have the right filter with properties adapted for each application: filters in classes L, M, H with various coatings, made from PTFE, flame-retardant and membrane filters. Filter cleaning is effected either manually or automatically by a vibrating motor.



3 Collecting / Emptying System

We make collecting containers of various types and sizes, designed for fast, simple and dust-free emptying without removal of the suction head. With manual or automatic emptying flaps for discharge to the customer-specific site. Automatic discharge, e.g. by means of chip conveyors, during operation is also possible.



4 Chassis

We can adapt your machines to every operation site with individually designed base frames in different heights and designs. Frames with rollers for mobile, semi-stationary and stationary applications are used here.



5 Sensors

Our industrial vacuums and dedusters are equipped with modern sensors, which guarantee reliable protection and safety during operation: for monitoring the filling level and protection against overfilling of the container, for monitoring the filter condition for consistently high suction power, for monitoring the operating status, as well as for reporting blockages in hoses or pipes.

ROUGH / WET - MEDIUM



High suction power and flexible collection quantities

Perfect for wet, Rough: powerful vacuuming solution Project IVR-L XX/XX ... Medium with extendable collecting container in a compact footprint, as well as mobile chassis for flexible applications at different production sites. Suitable for quick machine cleaning or for three-shift operation when vacuuming medium quantities of coarse metal or cast iron swarf or plastic shavings, which arise when milling, turning, sawing, drilling or grinding, as well as during machining with cooling lubricants.



Image shows Project IVR-L 100/30 Sc



1 Filter

- Equipped with surface filter for dust class L and 0.45 m² filter area.

3 Chassis

- The compact and mobile chassis allows the appropriate, flexible and fast set-up of the machine at different production sites.

2 Collection and emptying systems

- The convenient collecting container with set-down function has a 100-litre capacity – the following sizes are also available: 50, 120, 200 and 400 litres.
- On request, a settling container and a drum pump can be integrated for fast emptying of liquids.

4 Sensors

- For the precise monitoring of the machine, sensors can be integrated as optional equipment for monitoring the filling level and overflow protection.

TECHNICAL DATA AND EQUIPMENT

		Project IVR-L 400/30 Tc ...	Project IVR-L 400/24-2 Tc ...
Technical data			
Power supply	Ph/V/Hz	3 / 400 / 50	1 / 220-240 / 50-60
Rated input power	kW	3.0	2.4
Air flow rate	l/s / m ³ /h	88 / 312	148 / 532
Vacuum	mbar / kPa	260 / 26	230 / 23
Max. recommended connection Ø	mm	70	70
Max. simultaneous suction points ¹⁾		1	1
Order no.		on request	on request
Price			

¹⁾ Based on the following assumptions: 1. Max. distance between machine and simultaneous suction point furthest away: 20 m; 2. Max. connection Ø: DN 50; 3. Typical suction material.

		Project IVR-L 200/30 Tc ...	Project IVR-L 200/15 Tc ...	Project IVR-L 200/24-2 Tc ...
Technical data				
Power supply	Ph/V/Hz	3 / 400 / 50	3 / 400 / 50	1 / 220-240 / 50-60
Rated input power	kW	3.0	1.5	2.4
Air flow rate	l/s / m ³ /h	88 / 312	58 / 210	148 / 532
Vacuum	mbar / kPa	260 / 26	200 / 20	230 / 23
Max. recommended connection Ø	mm	70	50	70
Max. simultaneous suction points ¹⁾		1	1	1
Order no.		on request	on request	on request
Price				

¹⁾ Based on the following assumptions: 1. Max. distance between machine and simultaneous suction point furthest away: 20 m; 2. Max. connection Ø: DN 50; 3. Typical suction material.

		Project IVR-L 120/24-2 Tc ...	Project IVR-L 100/24-2 Tc ...
Technical data			
Power supply	Ph/V/Hz	1 / 220-240 / 50-60	1 / 220-240 / 50-60
Rated input power	kW	2.4	2.4
Air flow rate	l/s / m ³ /h	148 / 532	140 / 532
Vacuum	mbar / kPa	230 / 23	230 / 23
Max. recommended connection Ø	mm	70	70
Max. simultaneous suction points ¹⁾		1	1
Order no.		on request	on request
Price			

¹⁾ Based on the following assumptions: 1. Max. distance between machine and simultaneous suction point furthest away: 20 m; 2. Max. connection Ø: DN 50; 3. Typical suction material.

		Project IVR-L 100/30 Sc ...	Project IVR-L 100/15 Sc ...	Project IVR-L 100/24-2 Sc ...
Technical data				
Power supply	Ph/V/Hz	3 / 400 / 50	3 / 400 / 50	1 / 220-240 / 50-60
Rated input power	kW	3.0	1.5	2.4
Air flow rate	l/s / m ³ /h	88 / 312	58 / 210	148 / 532
Vacuum	mbar / kPa	260 / 26	200 / 20	230 / 23
Max. recommended connection Ø	mm	70	50	70
Max. simultaneous suction points ¹⁾		1	1	1
Order no.		on request	on request	on request
Price				

¹⁾ Based on the following assumptions: 1. Max. distance between machine and simultaneous suction point furthest away: 20 m; 2. Max. connection Ø: DN 50; 3. Typical suction material.

		Project IVR-L 50/30 Sc ...	Project IVR-L 50/15 Sc ...	Project IVR-L 50/24-2 Sc ...
Technical data				
Power supply	Ph/V/Hz	3 / 400 / 50	3 / 400 / 50	1 / 220-240 / 50-60
Rated input power	kW	3.0	1.5	2.4
Air flow rate	l/s / m ³ /h	88 / 312	58 / 210	148 / 532
Vacuum	mbar / kPa	260 / 26	200 / 20	230 / 23
Max. recommended connection Ø	mm	70	50	70
Max. simultaneous suction points ¹⁾		1	1	1
Order no.		on request	on request	on request
Price				

¹⁾ Based on the following assumptions: 1. Max. distance between machine and simultaneous suction point furthest away: 20 m; 2. Max. connection Ø: DN 50; 3. Typical suction material.

ROUGH / WET - MEDIUM Ef

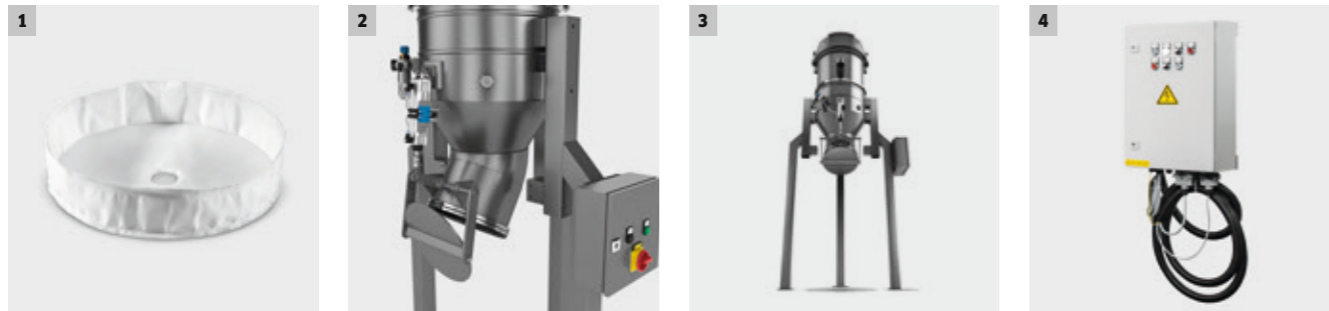


High suction power and customer specific discharge

Whether it is for machine cleaning with manual suction points and integrated in the work process for a few hours every day or in continuous use: our vacuum solutions Project IVR-L 100/XX Ef ... Medium are tailored exactly to customer requirements for wet, rough. Medium quantities of coarse swarf with lubricants, which arise during milling, turning, sawing, drilling and grinding metal, cast iron or plastics, are reliably vacuumed and thanks to the sloping outlet are discharged in customer-specific sites and containers.



Image shows Project IVR-L 100/24-2 Ef



1 Filter

- Equipped with surface filter for dust class L and 0.45 m² filter area.
- A more powerful pocket filter for dust class L with 1.75 m² filter area is also available as an option.

2 Collection and emptying systems

- With emptying flap, which opens automatically using the force of gravity.
- Other emptying systems are available as optional equipment, e.g. for manual or automatic, electro-pneumatic flap opening.
- A swarf hopper, a rinsing system for cast iron swarf or liquid separation for the separate emptying of liquids and solids can also be integrated.

3 Chassis

- Depending on the customer's requirements, the chassis can be adapted exactly to the respective installation site with its specific spatial conditions.

4 Sensors

- For the precise monitoring of the machine, sensors can be integrated as optional equipment for monitoring the operating status and filter condition, as well as the filling level and the emptying flap.
- A sensor that detects and reports possible blockages of the connected suction hose or pipes is also available as optional equipment.

TECHNICAL DATA AND EQUIPMENT

		Project IVR-L 100/40 Ef ...	Project IVR-L 100/30 Ef ...	Project IVR-L 100/15 Ef ...
Technical data				
Power supply	Ph/V/Hz	3 / 400 / 50	3 / 400 / 50	3 / 400 / 50
Rated input power	kW	4.0	3.0	1.5
Air flow rate	l/s / m ² /h	138 / 495	88 / 312	57 / 210
Vacuum	mbar / kPa	140 / 14	260 / 26	200 / 20
Max. recommended connection Ø	mm	70	70	70
Max. simultaneous suction points ¹⁾		1-2	1	1
Order no.		on request	on request	on request
Price				

¹⁾ Based on the following assumptions: 1. Max. distance between machine and simultaneous suction point furthest away: 20 m; 2. Max. connection Ø: DN 50; 3. Typical suction material.

		Project IVR-L 100/24-2 Ef ...
Technical data		
Power supply	Ph/V/Hz	1 / 220-240 / 50-60
Rated input power	kW	2.4
Air flow rate	l/s / m ² /h	148 / 532
Vacuum	mbar / kPa	230 / 23
Tc		n/a
Sc		n/a
Max. recommended connection Ø	mm	70
Max. simultaneous suction points ¹⁾		1
Order no.		on request
Price		

¹⁾ Based on the following assumptions: 1. Max. distance between machine and simultaneous suction point furthest away: 20 m; 2. Max. connection Ø: DN 50; 3. Typical suction material.

ROUGH / WET - LARGE




Very high performance and extremely convenient emptying

The powerful vacuuming solution for wet, rough, during which very large quantities of coarse and wet swarf from metal and cast iron, as well as plastic shavings, arise, as is the case for example during machining with cooling lubricants when milling, turning, sawing, drilling and grinding. The extendable collecting container is extremely easy and fast to empty. The vacuuming solution Project IVR-L XX/XX ... Large is ideal for continuous use for vacuuming.



Image shows Project IVR-L 120/75 Sc Tc



1 Filter

- Equipped with pocket filter for dust class L with 3.2 m² filter area and manual filter cleaning.
- A pocket filter for dust class L with 5.2 m² filter area, as well as automatic, electrical filter cleaning, are also available as an option.

2 Collection and emptying systems

- With 120-litre collecting container and convenient settling container and tilting chassis.
- On request, a set-down collecting container with 100-litre capacity is also available.

3 Chassis

- Incl. chassis for stationary set-up of the machine with extendable collecting container.

4 Sensors

- For the precise monitoring of the machine, sensors can be integrated as optional equipment for monitoring the electrical operating status and filter condition, as well as the filling level.
- A sensor that detects and reports possible blockages of the connected suction hose or pipes is also available as optional equipment.

TECHNICAL DATA AND EQUIPMENT

		Project IVR-L 120/75 Sc Tc ...	Project IVR-L 120/60 Sc Tc ...	Project IVR-L 120/55 Sc Tc ...
Technical data				
Power supply	Ph/V/Hz	3 / 400 / 50	3 / 400 / 50	3 / 400 / 50
Rated input power	kW	7.5	6.0	5.5
Air flow rate	l/s / m ³ /h	254 / 915	175 / 630	138 / 495
Vacuum	mbar / kPa	175 / 17.5	260 / 26	240 / 24
Max. recommended connection Ø	mm	100	100	100
Max. simultaneous suction points ¹⁾		1-2	1-2	1-2
Order no.		on request	on request	on request
Price				

¹⁾ Based on the following assumptions: 1. Max. distance between machine and simultaneous suction point furthest away: 20 m; 2. Max. connection Ø: DN 50; 3. Typical suction material.

		Project IVR-L 100/75 Tc ...	Project IVR-L 100/60 Tc ...	Project IVR-L 100/55 Tc ...
Technical data				
Power supply	Ph/V/Hz	3 / 400 / 50	3 / 400 / 50	3 / 400 / 50
Rated input power	kW	7.5	6.0	5.5
Air flow rate	l/s / m ³ /h	254 / 915	175 / 630	138 / 495
Vacuum	mbar / kPa	175 / 17.5	260 / 26	240 / 24
Max. recommended connection Ø	mm	100	100	100
Max. simultaneous suction points ¹⁾		1-2	1-2	1-2
Order no.		on request	on request	on request
Price				

¹⁾ Based on the following assumptions: 1. Max. distance between machine and simultaneous suction point furthest away: 20 m; 2. Max. connection Ø: DN 50; 3. Typical suction material.

ROUGH / WET - LARGE Ef



Image shows Project IVR-L 100/55 Ef


Maximum suction power and discharge even for continuous use

Thanks to the integrated sloping outlet of our vacuuming solution Project IVR-L 100/XX Ef ... Large, fast discharge of the suction medium in customer-specific sites, such as underfloor conveyors, is also possible. The very high suction power of the machine, which can be used continuously, permits the vacuuming of large quantities of coarse, wet swarf from metal or cast iron, as well as plastic shavings, which arise during wet, rough, as well as milling, turning, sawing, drilling or grinding, and also machining processes with cooling lubricants.



1 Filter

- Equipped with pocket filter for dust class L with 1.75 m² filter area and manual filter cleaning.
- A pocket filter for dust class L with 3.2 or 5.2 m² filter area, as well as automatic, electrical filter cleaning systems, are also available as an option.



2 Collection and emptying systems

- The machine has an emptying flap that opens automatically by electro-pneumatic means.
- Other versions are available as optional equipment, e.g. for manual operation or automatically using the force of gravity.
- Continuous emptying during operation via double-chamber lock or rotary valve, as well as the integration of a rinsing system for cast iron swarf, plus liquid separation for the separate emptying of liquids and solids, can also be implemented.



3 Chassis

- The compact chassis allows the appropriate, flexible and fast set-up of the machine at different production sites.



4 Sensors

- For the precise monitoring of the machine, sensors can be integrated as optional equipment for monitoring the operating status and filter condition, as well as the filling level and the emptying flap.
- Also optionally available is a sensor that detects and alerts about any blockages in the connected suction hose or pipeline.

TECHNICAL DATA AND EQUIPMENT

		Project IVR-L 100/75 Ef ...	Project IVR-L 100/60 Ef ...	Project IVR-L 100/55 Ef ...
Technical data				
Power supply	Ph/V/Hz	3 / 400 / 50	3 / 400 / 50	3 / 400 / 50
Rated input power	kW	7.5	6.0	5.5
Air flow rate	l/s / m ³ /h	254 / 915	175 / 630	495
Vacuum	mbar / kPa	175 / 17.5	260 / 26	24
Max. recommended connection Ø	mm	100	100	70
Max. simultaneous suction points ¹⁾		1-2	1-2	1-2
Order no.		on request	on request	on request
Price				

¹⁾ Based on the following assumptions: 1. Max. distance between machine and simultaneous suction point furthest away: 20 m; 2. Max. connection Ø: DN 50; 3. Typical suction material.

ROUGH / WET - EXTRA LARGE (Ef)

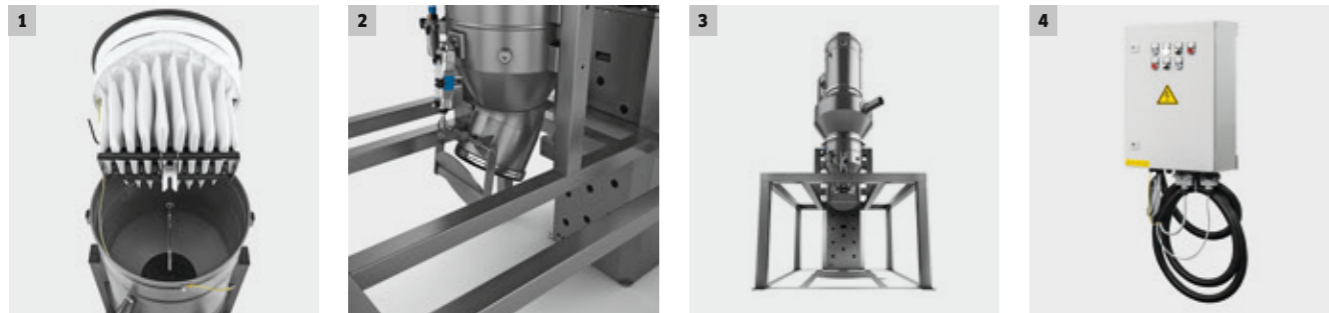


Maximum suction power, also during continuous use

This very powerful vacuuming solution Project IVR-L xx/xx (Ef) ... Extra Large can effortlessly vacuum and dispose of very large quantities of wet metal and cast iron swarf and plastic shavings, which arise during machining with cooling lubricants when milling, turning, sawing, drilling and grinding, in continuous operation. Equipped with automatic sloping outlet, also available with other systems from the rotary valve through to different collecting container systems.



Image shows Project IVR-L 100/110 Ef



1 Filter

- Equipped with pocket filter for dust class L up to 10.4 m² filter area, as well as automatic, electrical filter cleaning with vibrating motor.

3 Chassis

- Depending on the customer's requirements, the chassis can be adapted exactly to the respective installation site with its specific spatial conditions.

2 Collection and emptying systems

- The machine comes as standard with an emptying flap that opens automatically by electro-pneumatic means.
- An automatic emptying flap using the force of gravity can also be implemented.
- Continuous emptying during operation via double-chamber lock or rotary valve, as well as the integration of a rinsing system for cast iron swarf.
- On request also available as collecting container variant with 120-litre collecting container with settling container and tilting chassis.

4 Sensors

- For the precise monitoring of the machine, sensors can be integrated as optional equipment for monitoring the operating status and filter condition, as well as the filling level.
- A sensor that detects and reports possible blockages of the connected suction hose or pipes is also available as optional equipment.

TECHNICAL DATA AND EQUIPMENT

		Project IVR-L 120/110 Sc Tc ...	Project IVR-L 100/110 Tc
Technical data			
Power supply	Ph/V/Hz	3 / 400 / 50	3 / 400 / 50
Rated input power	kW	11.0	11.0
Air flow rate	l/s / m ³ /h	275 / 990	275 / 990
Vacuum	mbar / kPa	240 / 24	240 / 24
Max. recommended connection Ø	mm	120	120
Max. simultaneous suction points ¹⁾		2-3	2-3
Order no.		on request	on request
Price			

¹⁾ Based on the following assumptions: 1. Max. distance between machine and simultaneous suction point furthest away: 20 m; 2. Max. connection Ø: DN 50; 3. Typical suction material.

		Project IVR-L 100/220 Ef ...	Project IVR-L 100/165 Ef ...	Project IVR-L 100/110 Ef ...
Technical data				
Power supply	Ph/V/Hz	3 / 400 / 50	3 / 400 / 50	3 / 400 / 50
Rated input power	kW	22.0	16.5	11.0
Air flow rate	l/s / m ³ /h	550 / 1980	412 / 1485	275 / 990
Vacuum	mbar / kPa	240 / 24	240 / 24	240 / 24
Max. recommended connection Ø	mm	140	140	120
Max. simultaneous suction points ¹⁾		3-5	3-5	2-3
Order no.		on request	on request	
Price				

¹⁾ Based on the following assumptions: 1. Max. distance between machine and simultaneous suction point furthest away: 20 m; 2. Max. connection Ø: DN 50; 3. Typical suction material.

ROUGH / DRY - SMALL

High suction power with maximum compactness



Thanks to its very compact design, the vacuuming solution Project IVR-B XX/XX ... Small is perfect for dry machining processes such as milling, turning, sawing or drilling, also in unfavourable spatial conditions. With its high suction power, it is ideal for vacuuming medium quantities of metal, cast iron, plastic and composite materials during continuous use or for cleaning workpieces at manual suction points.



Image shows Project IVR-B 50/30



1 Filter

- Equipped as standard with cartridge filter for dust class M with 1 m² filter area.
- Cartridge filter for dust class L with 1 m² filter area, as well as a special textile filter, are also available.
- On request with automatic, pneumatically operated filter cleaning.



2 Collection and emptying systems

- With 50 l stainless steel container volume.
- Also possible with container sizes of 20, 30 and 100 litres.



3 Chassis

- The machine is intended for stationary use.
- A mobile variant with rollers is also possible.
- The implementation of a soundproof housing for the 3 kW variants is also possible if required.



4 Sensors

- For the precise monitoring of the machine, sensors can be integrated as optional equipment for monitoring the operating status and filter condition, as well as the filling level.
- Also optionally available is a sensor that detects and alerts about any blockages in the connected suction hose or pipeline.

TECHNICAL DATA AND EQUIPMENT

		Project IVR-B 100/30 ...	Project IVR-B 100/15 ...	Project IVR-B 50/30 ...
Technical data				
Power supply	Ph/V/Hz	3 / 400 / 50	3 / 400 / 50	3 / 400 / 50
Rated input power	kW	3.0	1.5	3.0
Air flow rate	l/s / m ³ /h	88 / 312	58 / 210	88 / 312
Vacuum	mbar / kPa	260 / 26	200 / 20	260 / 26
Max. recommended connection Ø	mm	50	50	50
Max. simultaneous suction points ¹⁾		1	1	1
Order no.		on request	on request	on request
Price				

¹⁾ Based on the following assumptions: 1. Max. distance between machine and simultaneous suction point furthest away: 20 m; 2. Max. connection Ø: DN 50; 3. Typical suction material.

		Project IVR-B 50/15 ...	Project IVR-B 30/15 ...	Project IVR-B 20/8 ...
Technical data				
Power supply	Ph/V/Hz	3 / 400 / 50	3 / 400 / 50	3 / 400 / 50
Rated input power	kW	1.5	1.5	0.8
Air flow rate	l/s / m ³ /h	58 / 210	58 / 210	39 / 140
Vacuum	mbar / kPa	200 / 20	200 / 20	90 / 9
Max. recommended connection Ø	mm	50	50	50
Max. simultaneous suction points ¹⁾		1	1	1
Order no.		on request	on request	on request
Price				

¹⁾ Based on the following assumptions: 1. Max. distance between machine and simultaneous suction point furthest away: 20 m; 2. Max. connection Ø: DN 50; 3. Typical suction material.

ROUGH / DRY - MEDIUM



Mobile vacuuming solution with high suction power

Medium quantities of dry, coarse swarf and dust, which arise when milling, turning, sawing, drilling or grinding metal, cast iron, plastic and composite materials, are the domains of this mobile vacuuming solution Project IVR XX/XX ... Medium. Suitable for continuous use or at manual suction points for machine cleaning and with extendable set-down collecting container.



Image shows Project IVR 50/30 Sc



1 Filter

- Equipped as standard with pocket filter for dust class M with 1.75 m² filter area and manual filter cleaning.
- A pocket filter for dust class L and with either 1.75 or 3.2 m² filter area is also available.
- If required, a pocket filter for dust class M with 3.2 m² filter area and coatings with PTFE and flame-retardant membrane, is also available.
- Versions with automatic, electrical filter cleaning are also possible.

2 Collection and emptying systems

- Equipped as standard with 50-litre collecting container with set-down container.
- A 100-litre collecting container, as well as stainless steel versions, are also available.

3 Chassis

- The compact and mobile chassis allows the appropriate, flexible and fast set-up of the machine at different production sites.

4 Sensors

- For the precise monitoring of the machine, sensors can be integrated as optional equipment for monitoring the operating status and filter condition, as well as the filling level.
- Also optionally available is a sensor that detects and alerts about any blockages in the connected suction hose or pipeline.

TECHNICAL DATA AND EQUIPMENT

		Project IVR 100/40 Sc ...	Project IVR 100/30 Sc ...	Project IVR 100/15 Sc ...
Technical data				
Power supply	Ph/V/Hz	3 / 400 / 50	3 / 400 / 50	3 / 400 / 50
Rated input power	kW	4.0	3.0	1.5
Air flow rate	l/s / m ³ /h	138 / 495	88 / 312	58 / 210
Vacuum	mbar / kPa	140 / 14	260 / 26	200 / 20
Max. recommended connection Ø	mm	70	70	50
Max. simultaneous suction points ¹⁾		1-2	1	1
Order no.		on request	on request	on request
Price				

¹⁾ Based on the following assumptions: 1. Max. distance between machine and simultaneous suction point furthest away: 20 m; 2. Max. connection Ø: DN 50; 3. Typical suction material.

		Project IVR 100/24-2 Sc ...	Project IVR 50/40 Sc	Project IVR 50/30 Sc
Technical data				
Power supply	Ph/V/Hz	1 / 220-240 / 50-60	3 / 400 / 50	3 / 400 / 50
Rated input power	kW	2.4	4.0	3.0
Air flow rate	l/s / m ³ /h	148 / 532	138 / 495	88 / 312
Vacuum	mbar / kPa	230 / 23	140 / 14	260 / 26
Max. recommended connection Ø	mm	70	70	70
Max. simultaneous suction points ¹⁾		1	1-2	1
Order no.		on request	on request	on request
Price				

¹⁾ Based on the following assumptions: 1. Max. distance between machine and simultaneous suction point furthest away: 20 m; 2. Max. connection Ø: DN 50; 3. Typical suction material.

		Project IVR 50/15 Sc	Project IVR 50/24-2 Sc
Technical data			
Power supply	Ph/V/Hz	3 / 400 / 50	1 / 220-240 / 50-60
Rated input power	kW	1.5	2.4
Air flow rate	l/s / m ³ /h	58 / 210	148 / 532
Vacuum	mbar / kPa	200 / 20	30 / 23
Max. recommended connection Ø	mm	50	70
Max. simultaneous suction points ¹⁾		1	1
Order no.		on request	on request
Price			

¹⁾ Based on the following assumptions: 1. Max. distance between machine and simultaneous suction point furthest away: 20 m; 2. Max. connection Ø: DN 50; 3. Typical suction material.

ROUGH / DRY - MEDIUM Ef




High suction power and flexible discharge

The vacuuming solution Project IVR 100/XX Ef ... Medium with high suction power for vacuuming medium quantities during dry, rough processes, as well as metal or cast iron swarf or plastic shavings, which arise during milling, turning, sawing, drilling and grinding, has only a minimal spatial requirement thanks to its compact footprint. Apart from continuous use, it is also perfect for machine cleaning at manual suction points. The integrated sloping outlet and the mobile chassis allow convenient discharge in customer-specific sites.



Image shows Project IVR 100/30 Ef



1 Filter

- Equipped as standard with pocket filter for dust class M with 1.75 m² filter area and manual filter cleaning.
- A filter version with PTFE coating or a membrane made of flame-retardant material is also available as an option.

2 Collection and emptying systems

- Emptying system with manual operation.
- A variant with an automatic emptying flap using the force of gravity is also possible.
- Stationary version without mobile chassis can also be implemented with continuous emptying with double-chamber lock or rotary valve.

3 Chassis

- The compact and mobile chassis allows the appropriate, flexible and fast set-up of the machine at different production sites. Available with stationary chassis as an option.
- Optionally available with stationary chassis with double-chamber lock or rotary valve.

4 Sensors

- For the precise monitoring of the machine, sensors can be integrated as optional equipment for monitoring the operating status and filter condition.
- A sensor that detects and reports possible blockages of the connected suction hose or pipes is also available as optional equipment.

TECHNICAL DATA AND EQUIPMENT

		Project IVR 100/40 Ef ...	Project IVR 100/30 Ef ...	Project IVR 100/24-2 Ef ...
Technical data				
Power supply	Ph/V/Hz	3 / 400 / 50	3 / 400 / 50	1 / 220-240 / 50-60
Rated input power	kW	4.0	3.0	2.4
Air flow rate	l/s / m ³ /h	138 / 495	88 / 312	148 / 532
Vacuum	mbar / kPa	140 / 14	260 / 26	230 / 23
Max. recommended connection Ø	mm	70	70	70
Max. simultaneous suction points ¹⁾		1-2	1	1
Order no.		on request	on request	on request
Price				

¹⁾ Based on the following assumptions: 1. Max. distance between machine and simultaneous suction point furthest away: 20 m; 2. Max. connection Ø: DN 50; 3. Typical suction material.

ROUGH / DRY - LARGE Pp



Very high suction power without electricity for dry, rough

The durable and low-noise pneumatic drive of the vacuuming solution Project IVR XX/XX-Pp ... Large guarantees a very high vacuum level, high air flow rates and therefore maximum suction power in continuous use. Suitable for vacuuming large quantities of swarf and dusts from metal, cast iron, plastic and composite materials during dry, rough processes such as milling, turning, sawing, drilling and grinding. The extendable collecting container makes emptying much easier.



Image shows Project IVR 100/110-Pp Sc



1 Filter

- Equipped with pocket filter for dust class M with 1.75 m² filter area.
- A filter version with PTFE coating or a membrane made of flame-retardant material is also available as an option.

2 Collection and emptying systems

- Extendable collecting container with 100-litre capacity and set-down container.
- Can also be supplied with stainless steel containers with 50 or 100-litre capacity.
- On request a version with manual emptying flap is also available.

3 Chassis

- The compact and mobile chassis allows the appropriate, flexible and fast set-up of the machine at different production sites.

4 Sensors

- For the precise monitoring of the machine, sensors can be integrated as optional equipment for monitoring the filter condition and filling level.

TECHNICAL DATA AND EQUIPMENT

		Project IVR 100/150-Pp Sc ...	Project IVR 100/110-Pp Sc ...	Project IVR 100/75-Pp Sc ...
Technical data				
Power supply	Ph/V/Hz	Pneumatic	Pneumatic	Pneumatic
Rated input power	kW	> 11	> 7.5	7.5
Air flow rate	l/s / m ³ /h	339 / 1219	271 / 975	203 / 732
Vacuum	mbar / kPa	500 / 50	500 / 50	500 / 50
Max. recommended connection Ø	mm	70	70	70
Max. simultaneous suction points ¹⁾		2-3	1-2	1-2
Order no.		on request	on request	on request
Price				

¹⁾ Based on the following assumptions: 1. Max. distance between machine and simultaneous suction point furthest away: 20 m; 2. Max. connection Ø: DN 50; 3. Typical suction material.

		Project IVR 100/150-Pp Ef ...	Project IVR 100/110-Pp Ef ...	Project IVR 100/75-Pp Ef ...
Technical data				
Power supply	Ph/V/Hz	Pneumatic	Pneumatic	Pneumatic
Rated input power	kW	> 11	> 7.5	7.5
Air flow rate	l/s / m ³ /h	339 / 1219	271 / 975	203 / 732
Vacuum	mbar / kPa	500 / 50	500 / 50	500 / 50
Max. recommended connection Ø	mm	70	70	70
Max. simultaneous suction points ¹⁾		2-3	1-2	1-2
Order no.		on request	on request	on request
Price				

¹⁾ Based on the following assumptions: 1. Max. distance between machine and simultaneous suction point furthest away: 20 m; 2. Max. connection Ø: DN 50; 3. Typical suction material.

		Project IVR 50/150-Pp Sc ...	Project IVR 50/110-Pp Sc ...	Project IVR 50/75-Pp Sc ...
Technical data				
Power supply	Ph/V/Hz	Pneumatic	Pneumatic	Pneumatic
Rated input power	kW	> 11	> 7.5	7.5
Air flow rate	l/s / m ³ /h	339 / 1219	271 / 975	203 / 732
Vacuum	mbar / kPa	500 / 50	500 / 50	500 / 50
Max. recommended connection Ø	mm	70	70	70
Max. simultaneous suction points ¹⁾		2-3	1-2	1-2
Order no.		on request	on request	on request
Price				

¹⁾ Based on the following assumptions: 1. Max. distance between machine and simultaneous suction point furthest away: 20 m; 2. Max. connection Ø: DN 50; 3. Typical suction material.

ROUGH / DRY - LARGE




Very high suction power and convenient emptying

The powerful vacuuming solution Project IVR XX/XX ... Large is designed for stationary use for vacuuming large quantities of coarse swarf and dusts from metal, cast iron, plastic and composite materials, which arise during dry, rough processes, such as milling, turning, sawing, drilling or grinding. With extendable collecting container for particularly convenient emptying.



Image shows Project IVR 100/55 Sc Tc



1 Filter

- Equipped with pocket filter for dust class M with 1.75 m² filter area and manual filter cleaning.
- A pocket filter for dust class L with 3.2 or 5.2 m² filter area, as well as a pocket filter for dust class M with 3.2 or 5.2 m² filter area, and PTFE coating, membrane and flame-retardant membrane, are also available as optional equipment.
- On request automatic, electrical filter cleaning can also be integrated.

2 Collection and emptying systems

- Equipped with collecting container with 100-litre capacity and set-down container.
- On request a 120-litre collecting container with settling container and tilting chassis can also be supplied.

3 Chassis

- A chassis for stationary set-up of the machine with extendable collecting container is included in the scope of delivery.

4 Sensors

- For the precise monitoring of the machine, sensors can be integrated as optional equipment for monitoring the operating status and filter condition, as well as the filling level.
- Also optionally available is a sensor that detects and alerts about any blockages in the connected suction hose or pipeline.

TECHNICAL DATA AND EQUIPMENT

		Project IVR 120/75 Sc Tc ...	Project IVR 120/60 Sc Tc ...	Project IVR 120/55 Sc Tc ...
Technical data				
Power supply	Ph/V/Hz	3 / 400 / 50	3 / 400 / 50	3 / 400 / 50
Rated input power	kW	7.5	6.0	5.5
Air flow rate	l/s / m ³ /h	254 / 915	175 / 630	138 / 495
Vacuum	mbar / kPa	175 / 17.5	260 / 26	240 / 24
Max. recommended connection Ø	mm	70	70	70
Max. simultaneous suction points ¹⁾		1-2	1-2	1-2
Order no.		on request	on request	on request
Price				

¹⁾ Based on the following assumptions: 1. Max. distance between machine and simultaneous suction point furthest away: 20 m; 2. Max. connection Ø: DN 50; 3. Typical suction material.

		Project IVR 100/75 Sc ...	Project IVR 100/60 Sc ...	Project IVR 100/55 Sc ...
Technical data				
Power supply	Ph/V/Hz	3 / 400 / 50	3 / 400 / 50	3 / 400 / 50
Rated input power	kW	7.5	6.0	5.5
Air flow rate	l/s / m ³ /h	254 / 915	175 / 630	138 / 495
Vacuum	mbar / kPa	175 / 17.5	260 / 26	240 / 24
Max. recommended connection Ø	mm	70	70	70
Max. simultaneous suction points ¹⁾		1-2	1-2	1-2
Order no.		on request	on request	on request
Price				

¹⁾ Based on the following assumptions: 1. Max. distance between machine and simultaneous suction point furthest away: 20 m; 2. Max. connection Ø: DN 50; 3. Typical suction material.

ROUGH / DRY - LARGE Ef


Very high suction power and discharge



The powerful vacuuming solution Project IVR 100/XX Ef ... Large impresses when it comes to the vacuuming of large quantities of metal, cast iron, plastic and composite materials in dry, rough. Designed for continuous use in the production process, the integrated sloping outlet ensures the convenient discharge of the suction material, while automatic filter cleaning provides for constantly constantly high suction power.



Image shows Project IVR 100/55 Ef Afc



1 Filter

- Equipped with a pocket filter for dust class M with 1.75 m² filter area, as well as automatic, electrical filter cleaning.
- A pocket filter for dust class L with 1.75, 3.2 or 5.2 m² filter area, as well as a pocket filter for dust class M with 3.2 or 5.2 m² filter area, and PTFE coating, membrane and flame-retardant membrane, are also available as optional equipment.
- On request manual filter cleaning can also be integrated.

2 Collection and emptying systems

- Automatic, electrical emptying system with sloping outlet.
- Also optionally available with automatic emptying flap using the force of gravity or with continuous emptying with double-chamber lock or rotary valve.

3 Chassis

- Depending on the customer's requirements, the chassis can be adapted exactly to the respective installation site with its specific spatial conditions.
- Optional mobile variant available with 5.5 kW drive unit.

4 Sensors

- For the precise monitoring of the machine, sensors can be integrated as optional equipment for monitoring the operating status and filter condition, as well as the filling level.
- A sensor that detects and reports possible blockages of the connected suction hose or pipes is also available as optional equipment.

TECHNICAL DATA AND EQUIPMENT

		Project IVR 100/75 Ef ...	Project IVR 100/60 Ef ...	Project IVR 100/55 Ef ...
Technical data				
Power supply	Ph/V/Hz	3 / 400 / 50	3 / 400 / 50	3 / 400 / 50
Rated input power	kW	7.5	6.0	5.5
Air flow rate	l/s / m ³ /h	254 / 915	175 / 630	138 / 495
Vacuum	mbar / kPa	175 / 17.5	260 / 26	240 / 24
Max. recommended connection Ø	mm	100	100	100
Max. simultaneous suction points ¹⁾		1-2	1-2	1-2
Order no.		on request	on request	on request
Price				

¹⁾ Based on the following assumptions: 1. Max. distance between machine and simultaneous suction point furthest away: 20 m; 2. Max. connection Ø: DN 50; 3. Typical suction material.

ROUGH / DRY - EXTRA LARGE (Ef)

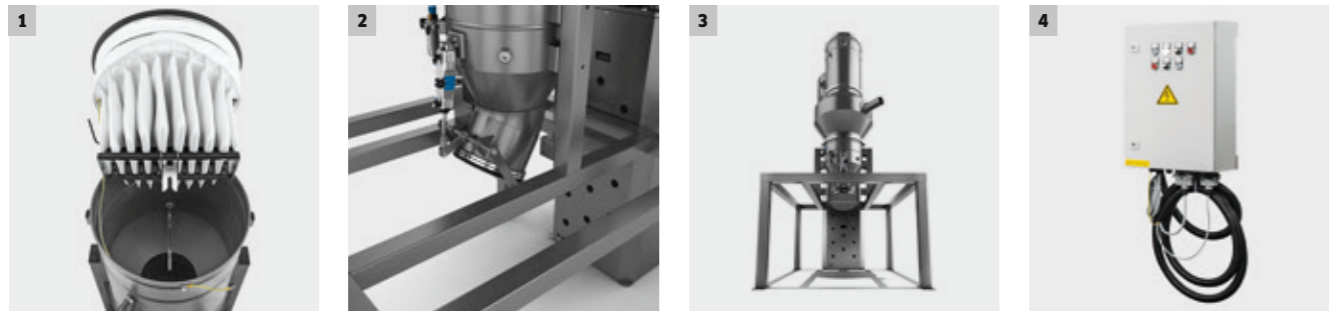


Maximum suction power even in continuous use

The vacuuming solution Project IVR XX/XX (Ef) ... Extra Large is designed for the reliable and safe vacuuming of very large quantities of swarf and dusts from metal, cast iron, plastic and composite materials, which arise during dry, rough processes, such as milling, turning, sawing, drilling or grinding. Can be used in continuous operation with different discharges - from the sloping outlet through to a double-chamber lock for continuous discharge without any interruptions.



Image shows Project IVR 100/110 Ef



1 Filter

- Equipped with a pocket filter for dust class M with 3.2 m² filter area, as well as automatic, electrical filter cleaning.
- A pocket filter for dust class M with 5.2 and 10.4 m² filter area and PTFE coating, membrane and flame-retardant membrane are also available.
- On request manual filter cleaning can also be integrated.

2 Collection and emptying systems

- With automatic, electrical emptying flap.
- On request an automatic emptying flap using the force of gravity is available.
- Optionally available with 100-litre collecting container with settling container or 120-litre collecting container with settling container and tilting chassis.
- Continuous emptying during operation via double-chamber lock or rotary valve can also be implemented.

3 Chassis

- Depending on the customer's requirements, the chassis can be adapted exactly to the respective installation site with its specific spatial conditions.

4 Sensors

- For the precise monitoring of the machine, sensors can be integrated as optional equipment for monitoring the operating status and filter condition, as well as the filling level and the emptying flap.
- A sensor that detects and reports possible blockages of the connected suction hose or pipes is also available as optional equipment.

TECHNICAL DATA AND EQUIPMENT

	Project IVR 120/110 Sc Tc ...	Project IVR 100/110 Sc ...
Technical data		
Power supply	Ph/V/Hz 3 / 400 / 50	3 / 400 / 50
Rated input power	kW 11.0	11.0
Air flow rate	l/s / m ³ /h 275 / 990	275 / 990
Vacuum	mbar / kPa 240 / 24	240 / 24
Max. recommended connection Ø	mm 120	120
Max. simultaneous suction points ¹⁾	2-3	2-3
Order no.	on request	on request
Price		

¹⁾ Based on the following assumptions: 1. Max. distance between machine and simultaneous suction point furthest away: 20 m; 2. Max. connection Ø: DN 50; 3. Typical suction material.

	Project IVR 100/220 Ef ...	Project IVR 100/165 Ef ...	Project IVR 100/110 Ef ...
Technical data			
Power supply	Ph/V/Hz 3 / 400 / 50	3 / 400 / 50	3 / 400 / 50
Rated input power	kW 22.0	16.5	11.0
Air flow rate	l/s / m ³ /h 550 / 1980	412 / 1485	275 / 990
Vacuum	mbar / kPa 240 / 24	240 / 24	240 / 24
Max. recommended connection Ø	mm 140	140	120
Max. simultaneous suction points ¹⁾	3-5	3-5	2-3
Order no.	on request	on request	on request
Price			

¹⁾ Based on the following assumptions: 1. Max. distance between machine and simultaneous suction point furthest away: 20 m; 2. Max. connection Ø: DN 50; 3. Typical suction material.

FINE / WET - MEDIUM Ef



High suction power with efficient filtering

The convenient and powerful vacuuming solution Project IVR-L 100/XX Ef... Medium can be integrated in the production process and used in continuous operation for wet, fine applications. Thanks to the automatic, electrical filter cleaning and discharge, it is suitable for medium quantities of wet and fine metal and cast iron swarf and plastic shavings, which arise when sawing, grinding, milling, turning or drilling.




Image shows Project IVR-L 100/30 Ef Afc

TECHNICAL DATA AND EQUIPMENT

		Project IVR-L 100/30 Ef ...	Project IVR-L 100/15 Ef ...	Project IVR-L 100/24-2 Ef ...
Technical data				
Power supply	Ph/V/Hz	3 / 400 / 50	3 / 400 / 50	1 / 220-240 / 50-60
Rated input power	kW	3.0	1.5	2.4
Air flow rate	l/s / m³/h	88 / 312	58 / 210	148 / 532
Vacuum	mbar / kPa	260 / 26	200 / 20	230 / 23
Max. recommended connection Ø	mm	70	50	70
Max. simultaneous suction points ¹⁾		1	1	1
Order no.		on request	on request	on request
Price				

¹⁾ Based on the following assumptions: 1. Max. distance between machine and simultaneous suction point furthest away: 20 m; 2. Max. connection Ø: DN 50; 3. Typical suction material.



1 Filter

- Equipped with pocket filter for dust class L with 1.75 m² filter area.
- A pocket filter for dust class L with 3.2 m² filter area, as well as automatic, electrical filter cleaning, are also available as an option.

2 Collection and emptying systems

- With automatic, electro-pneumatically opening emptying flap.
- On request other versions of the emptying flap are available, either for manual operation or automatically using the force of gravity.
- The integration of a swarf hopper can also be implemented.

3 Chassis

- Depending on the customer's requirements, the chassis can be adapted exactly to the respective installation site with its specific spatial conditions.

4 Sensors

- For the precise monitoring of the machine, sensors can be integrated as optional equipment for monitoring the operating status and filter condition, as well as the filling level and the emptying flap.
- A sensor that detects and reports possible blockages of the connected suction hose or pipes is also available as optional equipment.

FINE / WET - LARGE Ef



Maximum suction power and customer specific discharge

Suitable for direct integration in the production process for wet, fine applications and designed for continuous use, this vacuuming solution Project IVR-L 100/XX Ef impresses with very high suction power and the option of convenient direct discharge to customer-specific sites. Particularly suitable for the fast and reliable vacuuming of wet and fine swarf from metal or cast iron or plastic shavings arising during sawing, grinding, milling, turning or drilling.




Image shows Project IVR-L 100/55 Ef

TECHNICAL DATA AND EQUIPMENT

		Project IVR-L 100/75 Ef	Project IVR-L 100/60 Ef	Project IVR-L 100/55 Ef
Technical data				
Power supply	Ph/V/Hz	3 / 400 / 50	3 / 400 / 50	3 / 400 / 50
Rated input power	kW	7.5	6.0	5.5
Air flow rate	l/s / m ³ /h	254 / 915	176 / 630	138 / 495
Vacuum	mbar / kPa	175 / 17.5	260 / 26	240 / 24
Max. recommended connection Ø	mm	100	100	100
Max. simultaneous suction points ¹⁾		1-2	1-2	1-2
Order no.		on request	on request	on request
Price				

¹⁾ Based on the following assumptions: 1. Max. distance between machine and simultaneous suction point furthest away: 20 m; 2. Max. connection Ø: DN 50; 3. Typical suction material.



1 Filter

- Equipped with pocket filter for dust class L with 1.75 m² filter area and manual filter cleaning.
- A pocket filter for dust class L with 3.2 m² filter area, as well as automatic, electrical filter cleaning, are also available as an option.

2 Collection and emptying systems

- Manually opening emptying flap.
- On request automatic versions of the emptying flap are available, either with electrically opening emptying flap or automatically using the force of gravity.
- Continuous emptying during operation via double-chamber lock or rotary valve can also be implemented.

3 Chassis

- Depending on the customer's requirements, the chassis can be adapted exactly to the respective installation site with its specific spatial conditions.

4 Sensors

- For the precise monitoring of the machine, sensors can be integrated as optional equipment for monitoring the operating status and filter condition, as well as the filling level and the emptying flap.
- A sensor that detects and reports possible blockages of the connected suction hose or pipes is also available as optional equipment.

FINE / DRY - MEDIUM


High suction power for dry, fine suction material



A mobile chassis allows use of the vacuuming solution Project IVR 40/XX ... Medium exactly where it is needed in dry, fine applications. It can be used from time to time and in continuous operation and reliably vacuums medium quantities of dusts and swarf from metal, cast iron or plastic arising from sanding, sawing or milling. The compact machine also has an extendable set-down collecting container.



Image shows Project IVR 40/30 Sc



1 Filter

- Equipped with pocket filter for dust class M with 1.75 m² filter area and manual filter cleaning.
- Pocket filters for dust classes M and H with 1.75 m² filter area and PTFE coating, with membrane and flame-retardant membrane, are also available as optional equipment.
- On request automatic, electrical filter cleaning can be integrated.

2 Collection and emptying systems

- Equipped as standard with a 40-litre collecting container.

3 Chassis

- The compact chassis allows the appropriate, flexible and fast set-up of the machine at different production sites.

4 Sensors

- For the precise monitoring of the machine, sensors can be integrated as optional equipment for monitoring the operating status and filter condition, as well as the filling level.
- Also optionally available is a sensor that detects and alerts about any blockages in the connected suction hose or pipeline.

TECHNICAL DATA AND EQUIPMENT

		Project IVR 40/40 Sc	Project IVR 40/30 Sc	Project IVR 40/15 Sc
Technical data				
Power supply	Ph/V/Hz	3 / 400 / 50	3 / 400 / 50	3 / 400 / 50
Rated input power	kW	4.0	3.0	1.5
Air flow rate	l/s / m ³ /h	138 / 495	88 / 312	58 / 210
Vacuum	mbar / kPa	140 / 14	260 / 26	200 / 20
Max. recommended connection Ø	mm	70	70	50
Max. simultaneous suction points ¹⁾		1-2	1	1
Order no.		on request	on request	on request
Price				

¹⁾ Based on the following assumptions: 1. Max. distance between machine and simultaneous suction point furthest away: 20 m; 2. Max. connection Ø: DN 50; 3. Typical suction material.

		Project IVR 40/24-2 Sc
Technical data		
Power supply	Ph/V/Hz	1 / 220-240 / 50-60
Rated input power	kW	2.4
Air flow rate	l/s / m ³ /h	148 / 532
Vacuum	mbar / kPa	230 / 23
Max. recommended connection Ø	mm	70
Max. simultaneous suction points ¹⁾		1
Order no.		on request
Price		

¹⁾ Based on the following assumptions: 1. Max. distance between machine and simultaneous suction point furthest away: 20 m; 2. Max. connection Ø: DN 50; 3. Typical suction material.

FINE / DRY (UNSETTLED PARTICLES) - SMALL

Compact suction power for unsettled particles



The vacuuming solution Project ID XX/XX ... Small is suitable for the safe vacuuming of small quantities of swarf and fine dusts in the ambient air, which arise when grinding, sawing or milling metal, cast iron or plastics. With a 50-litre collecting container, automatic, electrical filter cleaning and designed for continuous use in the production process in dry, fine applications.



Image shows Project ID 30/30 Afc



1 Filter

- With pocket filter for dust class M with 3.2 m² filter area and automatic, electrical filter cleaning.
- Filters with PTFE coating with membrane and flame-retardant membrane are also available.

2 Collection and emptying systems

- Equipped with a 50-litre collecting container (ID 50/40 and ID 30/30).
- Equipped with a 100-litre collecting container (ID 90/30).

3 Chassis

- The compact and mobile chassis allows the appropriate, flexible and fast set-up of the machine at different production sites.

4 Sensors

- For the precise monitoring of the machine, sensors can be integrated as optional equipment for monitoring the filter condition and filling level.

TECHNICAL DATA AND EQUIPMENT

		Project ID 50/40 Afc ...	Project ID 30/30 Afc ...	Project ID 90/30 ...
Technical data				
Power supply	Ph/V/Hz	3 / 400 / 50	3 / 400 / 50	3 / 400 / 50
Rated input power	kW	4.0	3.0	3.0
Air flow rate	l/s / m ³ /h	138 / 495	88 / 315	250 / 900
Vacuum	mbar / kPa	140 / 14	260 / 26	48 / 4.8
Max. recommended connection Ø	mm	70	70	120
Max. simultaneous suction points ¹⁾		1-2	1-2	1-2
Max. cab size ¹⁾	m ³	1-2	1-2	1-2
Order no.		on request	on request	on request
Price				

¹⁾ Based on the following assumptions: 1. Max. distance between machine and simultaneous suction point furthest away: 20 m; 2. Max. connection Ø: DN 50; 3. Typical suction material.

FINE / DRY (UNSETTLED PARTICLES) - MEDIUM

High suction power for unsettled particles in the air



Thanks to a high air flow, this vacuuming solution Project ID XX/XX ... Medium also removes very large quantities of fine and suspended dusts from metal, cast iron or plastic from the ambient air in continuous use. CNC machining centres, machine interiors, weighing systems or filling plants remain free of suspended dusts, like those that occur during grinding, sawing or milling in dry, fine.



Image shows Project ID 265/55 Afc



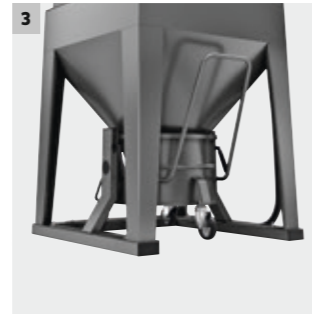
1 Filter

- Equipped with a pocket filter for dust class M with 14 m² filter area, as well as automatic, electrical filter cleaning.
- A pocket filter for dust class M with 24 m² filter area is also available as optional equipment.
- Cartridge filter M in customer-specific design.



2 Collection and emptying systems

- With 50-litre collecting container.
- Collecting containers also available with 100, 120 or 400-litre capacity.
- Continuous emptying during operation via double-chamber lock or rotary valve can also be implemented.



3 Chassis

- At the customer's request, the chassis can be adapted in many versions exactly to the respective installation site with its specific spatial conditions.



4 Sensors

- For the precise monitoring of the machine, sensors can be integrated as optional equipment for monitoring the filter condition and filling level.

TECHNICAL DATA AND EQUIPMENT

		Project ID 600/185 Afc	Project ID 500/150 Afc	Project ID 350/110 Afc
Technical data				
Power supply	Ph/V/Hz	3 / 400 / 50	3 / 400 / 50	3 / 400 / 50
Rated input power	kW	18.5	15.0	11.0
Air flow rate	l/s / m ³ /h	1666 / 6000	1408 / 5069	972 / 3500
Vacuum	mbar / kPa	60 / 6	51 / 5.1	54 / 5.4
Max. recommended connection Ø	mm	350	315	250
Max. simultaneous suction points ¹⁾		2-5	2-5	2-5
Max. cab size ¹⁾	m ³	10-20	10-20	10-20
Order no.		on request	on request	on request
Price				


¹⁾ Based on the following assumptions: 1. Max. distance between machine and simultaneous suction point furthest away: 20 m; 2. Max. connection Ø: DN 50; 3. Typical suction material.

		Project ID 265/55 Afc	Project ID 120/30 Afc
Technical data			
Power supply	Ph/V/Hz	3 / 400 / 50	3 / 400 / 50
Rated input power	kW	5.5	3.0
Air flow rate	l/s / m ³ /h	738 / 2655	333 / 1200
Vacuum	mbar / kPa	43 / 4.3	44 / 4.4
Max. recommended connection Ø	mm	175	140
Max. simultaneous suction points ¹⁾		2-5	2-5
Max. cab size ¹⁾	m ³	3-10	3-10
Order no.		on request	on request
Price			

¹⁾ Based on the following assumptions: 1. Max. distance between machine and simultaneous suction point furthest away: 20 m; 2. Max. connection Ø: DN 50; 3. Typical suction material.

CUSTOMER SPECIFIC ACCESSORIES

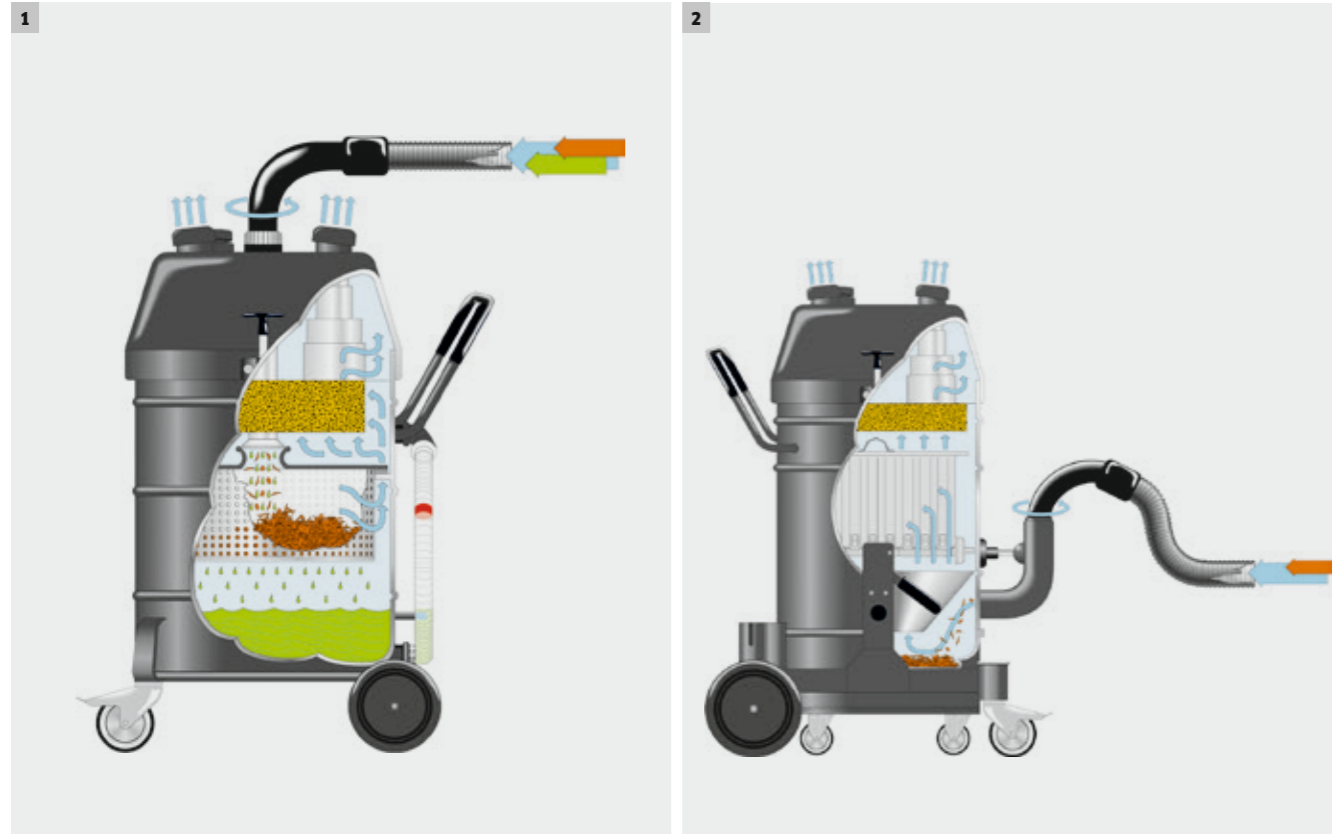
Very specific applications often require very special accessories. We provide custom-made accessories for all non-standard applications.



Custom-made nozzles

Depending on the application, custom-made nozzles may be required to capture dirt perfectly. We can manufacture nozzles using 3D printing techniques with geometries which are not possible using conventional manufacturing methods. This means you have all options to vacuum all types of particles directly at the point of origin.

OPERATING PRINCIPLE OF INDUSTRIAL VACUUMS / INDUSTRIAL DEDUSTERS

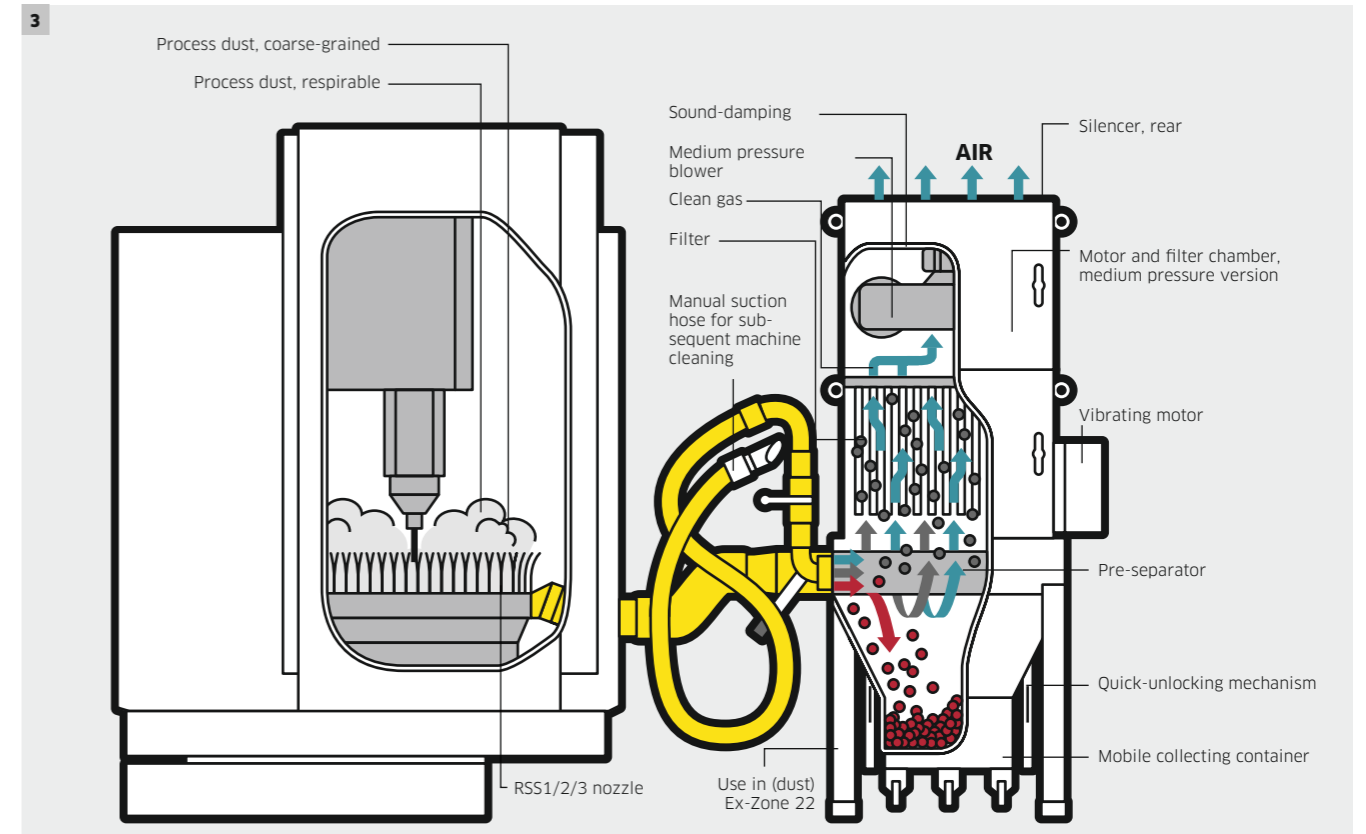


1 How industrial vacuums for liquids and swarf work

- The suction medium is vacuumed via the suction head.
- Coarse particles, such as swarf, are separated in the optional filter basket (1.5 mm perforated sheet).
- An integrated baffle plate prevents damage to the filter from coarse particles.
- Coarse particles and liquids are separated.
- For liquids: filling level control and emptying via the transparent emptying hose. Optional emptying via external drum pump.
- For solids: emptying via tilting chassis or removal of filter basket.
- Air filtration is carried out with a surface filter for dust class L.

2 How industrial vacuums for solids and dusts work

- The suction medium is doubly redirected across large radii and transported into the pre-separator in a tangential process.
- Coarse particles are separated in the cyclone-type pre-separator (1st filtration stage). As a result, blockages in the inlet area are optimally prevented.
- Fine dust particles are retained in the pocket filter (2nd filtration stage).
- Filter cleaning is carried out manually after the vacuuming process or automatically by electric filter shaking.
- Emptying is implemented via a set-down container with or without PE disposal bag.



3 Operating principle of stationary industrial vacuums / industrial dedusters

- The suction medium is vacuumed via a pipeline system.
- Coarse particles are separated in the cyclone-type pre-separator (1st filtration stage).
- Fine dust particles are retained in the large pocket filter (2nd filtration stage).
- Filter cleaning is carried out manually after the vacuuming process or automatically by electric filter shaking.
- Emptying is implemented via a set-down container with or without PE disposal bag. Alternatively, pneumatic discharge flaps are possible.

Kärcher industrial vacuum application overview

Coarse, dry		Fine, dry		Potentially explosive dust		Liquid	
Ø 2-3 h/day	Ø up to 24 h/day	Ø 2-3 h/day	Ø up to 24 h/day	Ø 2-3 h/day	Ø up to 24 h/day	Ø 2-3 h/day	Ø up to 24 h/day
-1 variant	-3 variants	-1 variant	-3 variants	-1 variant	-3 variants	-1 variant	-3 variants
Automotive industry/machinery and plant engineering/tool manufacture/metal processing							
Metal shavings from machining (milling, drilling, punching)		Dust from metal processing		Paint dust		Cutting fluid from metal processing	
IVR-L 400 IVR-L 200 IVR-L 120 IVR-L 100 IVR-L 65 IVR-L 40	IVR-L 200 IVR-L 100 IVR 100 IVR-B	IVR 100 IVR 50 IVR 40 IVR 35 IVM 60/36 -3	IVS 100 IVR 100 IVR 50 IVR 40 IVM 60/30		IVS 100 Z22 IVM 60/30 M Z22 IVC 60 Z22	IVR-L 400 IVR-L 200 IVR-L 120 IVR-L 100 IVR-L 65 IVR-L 40	IVR-L 200 IVR-L 100
Metallurgy and metal forming							
Slag				Flammable metal dust, e.g. iron			
IVR-L 400 IVR-L 200 IVR-L 120 IVR-L 100 IVR-L 65 IVR-L 40 IVR 100 Ef	IVR-L 200 IVR-L 100 IVR 100 Ef IVR 100				IVS 100 Z22 IVM 60/30 M Z22		
Coking and mineral oil processing							
Lumps of coal				Coal (daytime)			
IVR-L 400 IVR-L 2002 IVR-L 120 IVR-L 100 IVR-L 65 IVR 100 Ef	IVR-L 200 IVR-L 100 IVS 100 IVR 100 Ef IVR 100 IVR-B				IVS 100 Z22 IVM 60/30 M Z22		
Glass and stone processing							
Cullet, gravel, crushed stone		Gypsum, cement, concrete, glass dust				Slurry	
IVR-L 400 IVR-L 200 IVR-L 120 IVR-L 100 IVR-L 65 IVR-L 40 IVC 60/24-2 Ap	IVR-L 200 IVR-L 100 IVS 100 IVR 100 IVR-B IVC 60/30 Ap	IVR 35 IVC Tact²	IVS 100 IVM 60/30 IVC 60/30 Tact²			IVR-L 400 IVR-L 200 IVR-L 120 Tc IVR-L 100 Tc IVR-L 65	IVR-L 200 IVR-L 100
Paper manufacture / manufacture of print media							
Cardboard packaging		Cellulose fibres		Paper dust		Liquid dyes, printing inks	
IVC 60/24-2 Ap	IVS 100 IVC 60/30 Ap IVC 60/12-1	IVM 60/36 -3 IVC 60/24-2 Tact²	IVS 100 IVM 60/30 IVC 60/30 Tact² IVC 60/12-1 Tact		IVS 100 Z22 IVM 60/30 M Z22 IVC 60/30 Ap M Z22	IVR-L 200 IVR-L 120 IVR-L 100 IVC 60/24-2	IVR-L 200 IVR-L 100 IVC 60/30
Food industry							
Broken food products on the production line, e.g. broken biscuits, chocolate		In the production process, e.g. ground coffee		Flour, sugar, water, powdered foods		Food oil, drinks	
IVC 60/24-2 Ap	IVS 100 IVC 60/30 Ap IVC 60/12-1	IVM 60/36 -3	IVS 100 IVM 60/30		IVS 100 Z22 IVM 60/30 M Z22 IVC 60 Z22	IVR-L 200 IVR-L 120 Me IVR-L 100 Me IVC 60/24-2	IVC 60/30
Production of starch and tobacco							
Tobacco dust				Starch			
		IVC 60/24-2 Tact²	IVS 100 IVC 60/30 Tact² IVC 60/12-1 Tact		IVS 100 Z22 IVM 60/30 M Z22 IVC 60 Z22		
Production of rubber and plastic							
Plastic granulate, plastic casting residues		Plastic dust				Water	
IVC 60/24-2 Ap	IVS 100 IVC 60/30 Ap IVC 60/12-1 IVR-B	IVR 100 IVR 50 IVR 40 IVR 35 IVM 60/36 -3 IVC 60/24-2 Tact² M	IVS 100 IVR 100 IVR 50 IVR 40 IVR 40 IVM 60/30 IVC 60/30 IVC 60/12-1			IVR-L 200 IVR-L 120 Me IVR-L 100 Me IVC 60/24-2	IVR-L 200 IVC 60/30
Wood processing/furniture manufacture							
Coarse wood shavings and small pieces of wood				Wood dust			
IVC 60/24-2 Tact² M IVC 60/24-2 Ap	IVS 100 IVC 60/30 Ap				IVS 100 Z22 IVM 60/30 M Z22 IVC 60 Z22		
Chemical industry							
Granulate		Plastic dust		Fertiliser, pigment		Detergents, aggressive liquids	
IVC 60/24-2 Ap	IVS 100 IVC 60/30 Ap IVC 60/12-1	IVR 100 IVR 50 IVR 40 IVR 35 IVM 60/36 -3 IVC 60/24-2 Tact² M	IVS 100 IVR 100 IVR 50 IVR 40 IVR 40 IVM 60/30 IVC 60/12-1		IVS 100 Z22 IVM 60/30 M Z22 IVC 60 Z22	IVR-L 120 Me IVR-L 100 Me	IVR-L 200 IVR-L 100
Pharmaceutical industry							
Tablets		In the production process, e.g. tablet press		Medicines, e.g. vitamins, oestrogen, acids			
	IVS 100 IVM 60/30	IVM 60/36 -3 IVC 60/24-2 Tact² M	IVS 100 IVM 60/30		IVS 100 Z22 IVM 60/30 M Z22 IVC 60 Z22		

Dimensioning performance class: 1st air speed table: application overview

		Air speed [m/s]			Air speed [m/s]
The minimum required air speeds are listed					
Wood	Wood shavings with pieces	25-30	Minerals	Coarse dry sand without gravel	21-25
	Damp sawdust	22-24		Foundry sand	35-45
	Coarse wood shavings without pieces	18-22*		Cement dust	25-30
	Wood wool	18-20*		Pebble stones up to ø 5 cm	60-65
	Small pieces of wood and chips	16-18*		Sand ø < 2 cm / ø 2-3 cm	21-26 / 50-60
	Ultra-fine wood dust	12-14*		Ultra-fine dry sand dust	12-14
The minimum required air speeds are listed					
Paper, plastics	Plastic granulate	20-23	Metal	Coarse metal dust	20-25
	Plastic powder	20-25		Metal dust	20-22
	Paper chips	15-22*		Fine metal dust	18-20*
	Rubber dust	18-20*		Shavings (dry)	25-27
	Edge strip suction	16-18*		Shavings (wet)	27-32
	Abrasive dust, leather	15-16*		Metal smoke (welding)	14-16
	Paint mist spray booths	14-16*		Steel balls	45-55
	Shorter textile fibres	12-16*		Oil (low viscosity), cooling lubricants	25-30
	Expanded polystyrene	8-10*		Oil (high viscosity), slurry	30-40
	The minimum required air speeds are listed				
Food	Tobacco dusts	15-16*	Max. flow rate depending on hose diameter	DN 40	approx. 90 m³/h
	Grain and fodder dusts	14-16*		DN 50	approx. 140 m³/h
	Flour	12-14*		DN 70	approx. 270 m³/h
	Food residue, e.g. pasta	30+			

* Safety vacuum cleaners and EX vacuums may only be operated with a minimum air speed of 20 m/s. If the minimum speed is not met, this is signalled by an indicator light.

Dimensioning performance class: 2nd air speed table

Drive performance			Suction hose diameter			
IVR drive heads			DN [ø mm]	40	50	70
Alternating current	Max. volume flow [m³/h]	Max. vacuum [kPa]	Area [cm²]			
1.2 kW	215	23	12.6	19.6	38.5	
2.0 kW	360	22	46.4	29.7	15.1	
2.4 kW	532	23	79.6	50.9	26.0	
Three-phase current			117.6	75.2	38.4	
1.5 kW	210	20	46.4	29.7	15.2	
3.0 kW	315	26	70.7	45.3	23.1	
4.0 kW	495	14	114.9	73.6	37.5	
IVC/IVM drive heads			Air speed [m/s]			
Alternating current	Max. volume flow [m³/h]	Max. vacuum [kPa]	40	50	70	
1.2 kW (Ec)	225	24	49.0	31.8	-	
2.4 kW	532	25	117.6	75.2	-	
3.6 kW	799	25.4	133.7	85.6	43.7	
Three-phase current			53.9	34.5	17.6	
3.0 kW	244	28				
IVS drive heads						
Three-phase current						
4.0 kW	500	18	110.5	70.6	36.0	
5.5 kW	500	25	110.5	70.6	36.0	
7.5 kW	536	33	118.5	75.8	38.7	

Example

Application example:
A customer would like to purchase an industrial vacuum for vacuuming metal shavings.

Step 1:
Refer to Table 1 for the required minimum air speed:
For metal shavings (dry), an air speed of 25-27 m/s is required.

Step 2:
Table 2 shows the air speed generated during the suction process depending on the drive performance and suction hose diameter.

Example: A 1.2 kW IVR drive head with a DN 40 suction hose enables an air speed of 46.4 m/s
→ Dimensioning sufficient.

Choosing a DN 70 suction hose and 1.2 kW drive performance would result in an air speed of 15.1 m/s.
→ Dimensioning insufficient.

ATTENTION:
► Values apply to suction hoses up to 10 metres long. Pressure losses in the suction hose must also be taken into account.
► For safety vacuum cleaners, the air speed must never be < 20 m/s.