

KÄRCHER

CLEANLINESS AND HYGIENE IN RESTAURANT

Cleaning solutions for hard floor application



LOVE AT FIRST SIGHT

Cleaning professionals know how important the first impression is. In these first moments, customers instinctively decide whether they feel comfortable or not. Clean and well-kept patios, entrance areas, paths and parking spaces create trust and a sense of well-being in those initial moments.



KM70/20 C sweeper

Sweeping outdoor areas can even be fun! You can cover up to 2,800 m² per hour up to six times faster than with a broom - almost completely without dust, thanks to intelligent and controlled airflow and filtering. The height-adjustable main roller enables the compact and maneuverable machine to be easily adjusted to suit different surfaces.



FRV surface cleaner

Whether indoor or outdoor, our surface cleaner will give you the upper hand when it comes to dirty floors. Connected to our compact high-pressure cleaner, the FRV surface cleaner will ensure quick cleaning results. With the integrated and auto suction of dirty water, leaving the floor dry and clean.

CLEANING IS A NEVER ENDING TASK

The entrance and dining area are the most heavily frequented areas of a restaurant and require a high level of attention for cleaning. Furniture often makes it difficult to reach corners or angles. Thorough cleaning after closing time can therefore be quite a task. This a task that you will master easily with our machines, which are specially adapted to these conditions. And your guests will love it!





EB30/1 Li-ion electric broom

This cable-free, battery-driven electric broom is quick and easy to use. It can be stowed away just as quickly.

BD50/50 C Bp push scrubber

Thanks to a 50-litre tank and 51 cm working width, our battery-powered floor scrubber drier BD 50/50 C Bp Classic makes possible area performances of up to 2040 m²/h.

BR30/1 C Bp compact scrubber

Karcher BR 30/1 C Bp Pack cordless scrubber drier ideal choice for hygienic cleaning of all types of hard flooring. Compared with manual floor cleaning, the microfiber roller technology achieves up to 20% better cleaning results and up to 60% quicker drying times. It delivers an outstanding cleaning performance, every time, improving health and safety in your business while reducing labour usage and increasing cleaning productivity. This scrubber drier combines great cleaning results with easy operation and maneuverability.

WVP10 Adv window vacuum

Our battery-powered WVP10 window vacuum cleaner is always comfortable to hold whether you are working on horizontal or vertical surfaces, or even overhead. Most importantly, you will achieve streak-free cleaning. Not only is the machine battery-powered, lightweight and robust, but it also impresses with its clever details, such as the 200 mm dirty water tank which is simple and quick to empty and can be cleaned easily in the dishwasher. Ideal for all smooth surfaces such as windows and tiles.

BD35/12 C Bp Pack scrubber drier

Where space is limited but small and heavily furnished areas need to be cleaned, our battery-powered scrubber drier really shines. The lithium-ion batteries are absolutely maintenance-free, quick to recharge and have a service life of around three times longer than lead batteries. The standard eco!efficiency mode has even lower energy requirements and is 3 dB(A) quieter. On top of this, the machine is extremely easy to operate and extremely mobile thanks to its low weight.

PRODUCT CLEANING RANGE

Outdoor Cleaning Pressure Cleaner



Model

HD Classic

HD4/10 X

HD Compact

HD5/11 P

HD5/12 C

Outdoor Cleaning Sweeper



Model

Electric Broom

EB 30/1 Lion

Push Sweeper

KM70/20 C

Walk-behind

KM75/40 W Bp

Indoor Cleaning Window Vacuum



Model

Window Vacuum

WVP 10 Adv

Part No	Max pressure (bar)	Flow rate (l/h)	Power (kW)	Pressure hose (m)	Connection cable (m)	Spray lance (mm)	Surface Cleaner
1.520-976.0	145	400	1.8	8	5	600	2.643-476.0
1.520-960.0	160	490	2.2	10	5	840	2.111-016.0
1.520-900.0	175	500	2.5	10	5	840	2.111-016.0



Part No	Max. area performance (m ² /h)	Working width (mm)	Tank volume (l)	Working speed (km/h)	Climbing ability (%)	Battery runtime (min)	Filter areas (m ²)	Power (W)	Vacuum Function
1.545-126.0	-	300	1	-	-	30-45	-	240	X
1.517-106.0	2800	700	20	-	-	-	-	-	X
Vacuum Sweeper									
1.049-206.0	3375	750	40	4.5	12	150	1.8	400	√

Part No	Working width (mm)	Working width suction (mm)	Tank volume (ml)	Battery charge time (min)	Battery run time (min)	Weight incl. battery (kg)	Battery voltage (V)	Vacuum Function
1.633-560.0	280	170	200	50	35	1	3.7	√

PRODUCT CLEANING RANGE

Indoor Cleaning Scrubber Drier



Compact Scrubber

BR30/1 C Bp

BR30/4 C

BR30/4 C Bp

BR40/10 C

BR35/12 C Bp

BD38/12 C Bp

Walk-behind

BD50/60 C Ep

BD50/50 C Bp

BD50/55 W Bp

Indoor Cleaning Floor Detergent

Disinfectant

D-RM 732

D-RM 735

Floor Agent

D-RM 756

D-RM 753

D-RM 780

D-RM 748

D-RM 755

D-RM 752

D-RM 69

D-RM 750

D-RM 775

D-RM 776






Part No	Brushes Width (mm)	Battery runtime (hrs.)	Battery charging time (min)	Max performance (m ² /h)	Fresh/dirty tank (l)	Brush contact pressure	Brush rotation speed (rpm)	Vacuum function
1.783-050.0	300	1	65	200	1/0.7	40 g/cm ²	500/650	X
1.783-220.0	300	-	-	200	4/4	100 g/cm ²	1450	√
1.783-228.0	300	1	1	200	4/4	100 g/cm ²	1270	√
1.783-311.0	400	-	-	400	10/10	100-200 g/cm ²	1100	√
1.783-467.0	350	1.5	-	1400	12/12	80-150 g/cm ²	1500	√
1.783-430.0	380	2	-	1520	12/12	25-30 g/cm ²	180	√
Scrubber								
1.127-002.0	510	-	-	2040	60/60	20-23 kg	180	√
1.127-007.0	510	3	-	2040	50/50	20-23 kg	155	√
1.127-051.0	510	3	-	2040	55/55	27 kg	140	√

Part No	Size (l)	Activity						Soiling						Application Area						
		Disinfection	Stain removal	Maintenance Cleaning	Intermediate Cleaning	Deep Cleaning	Care, Protection	Emission contamination, excrement	Food residues, insect residue	Bacteria, fungi, viruses	Oil, grease, soot, wax, protein,	Rubber wear, heel marks, footprints	Polymer and wax coatings	Kitchens, sanitary	PVC, PUR, PE, epoxy resin	Linoleum, Rubber	Concrete, screed	Fine stone, unglazed	Ceramic, tiles, granite, porphyry	Marble, terrazzo
6.295-596.0	5	√		√				√	√	√				√						
6.295-597.0	5	√								√				√						
6.295-913.0	1			√							√			√	√	√	√		√	√
6.295-082.0	10			√							√							√		
6.294-997.0	10			√							√			√	√	√	√		√	√
6.295-162.0	10				√						√	√			√	√				
6.295-174.0	10			√	√						√				√		√		√	√
6.295-813.0	10					√					√		√		√		√	√	√	√
6.296-050.0	20			√	√						√				√		√	√	√	√
6.295-539.0	10					√					√				√		√	√	√	√
6.295-117.0	5 kg						√													√
6.295-545.0	10		√									√			√		√	√	√	

FLOOR CLEANING METHOD

Having well-maintained floor coverings plays a key role in a restaurant's look and, therefore, in the purchasing experience as a whole. Polishing floors to a high gloss finish reflects the cleanliness rating of the restaurant and this cleaning should therefore be carried out on a weekly, or even daily, basis. Different cleaning methods are required depending on the floor covering.

Floor Type	Natural Stone	Ceramic Tiles	
	Hard rock	High water absorption	
			
	Granite	Terracotta	Clinker
Description	Scratch-resistant Alkali-resistant	Warm red color Coarse in texture Rather rustic	Red color Yellow color Glazed Unglazed
	Outdoor flooring type		
Suitable Machine	Indoor Suitable: (Medium to large coverage area) BR40/10 C BR35/12 C Bp BD50/50 C Bp BD50/55 W Bp Outdoor Suitable: Surface Cleaner + Pressure Cleaner		
Cleaning Method			
Maintenance Cleaning	D-RM69 agent (0.5-3%) Black roller brush One-step cleaning: scrub & vacuum the floor		
Intermediate Cleaning	D-RM69 agent (3-10%) Black roller brush One-step cleaning: scrub & vacuum the floor		
Deep or Intensive Cleaning	D-RM752 agent (5-20%) Green roller brush Four-step: <ul style="list-style-type: none"> - Remove loose coarse dirt by sweeping & vacuuming - Soak the floor with detergent for 5 min. - Then scrub the floor. - Later scrub & vacuums the floor 		
Others	Stain Remover D-RM776 agent (40 ml/m ²) Green roller brush Equipment: Spray bottle Four-step: <ul style="list-style-type: none"> - Apply agent through the sprayer - Leave it to work for a few minutes - Just scrub the area without a cleaning agent - Rinse with clean water and Vacuum up dirty water 		

Ceramic Tiles	Cement	Natural Stone	Ceramic Tiles	Natural Stone			
High water absorption		Soft rock	Low water absorption		Medium-hard rock		
							
Stoneware	Screed	Slate	Fine Stone	Earthenware	Marble	Travertine	Jurassic/ Solnhofen
Glazed Unglazed Rough- surface Slip-resistant	Robust Thickness Solid Sensitive to acids	Delicate floor Easy scratches	Attractive Robust Slip-resistant Solid-color Print/Polish Microporous surface	Softer Less resilient	Sensitive to acids Firmness Water absorption		
Kitchen used	Indoor flooring type						
		Roller brush machine (Low-brush pressure) BR30/1 C Bp BD38/12 C Bp	Roller brush machine (High-speed rotation brush) BR30/4 C BR40/10 C BR35/12 C Bp	Roller brush machine (Small to medium coverage area) BR30/4 C BR40/10 C BR35/12 C Bp			
		D-RM753 agent (0.5–3%) Microfiber roller One-step cleaning: scrub & vacuum the floor		D-RM755 agent (0.5–1%) Red roller brush One-step cleaning: scrub & vacuum the floor			
				D-RM755 agent (1–5%) Red roller brush One-step cleaning: scrub & vacuum the floor			
		D-RM753agent (5-20%) Microfiber roller Two-step cleaning: Soak & scrub the floor with agent then scrubs & vacuum the floor		D-RM752 agent (5-20%) Green roller brush Four-step: - Remove loose coarse dirt by sweeping & vacuuming - Soak detergent for 5 min. - Then scrub the floor. - Later scrub & vacuums the floor			
		Alternative cleaning Single disc with microfiber pads/melamine resin pads and Wet & Dry Vacuum D-RM732 agent (0.5–3%) Two-step cleaning: Soak & scrub the floor with an agent then scrub & vacuum the floor		Reinvigorate old high gloss D-RM775 applied 30g/m ² Green roller brush & Microfiber brush Four-step: - Complete deep cleaning - Applied the agent & scrub with a green roller brush multiple times - Then rinse the floor with a microfiber brush.			

Please contact us for more information:

Head Office Germany

Alfred Kärcher SE & Co. KG
Alfred-Kärcher-Straße 28-40
71364 Winnenden

Tel. +49 7195 14-0
Fax +49 7195 14-2212

www.kaercher.com

Head Office Malaysia

Kärcher Shah Alam
No 5, Jln Perintis U1/52,
Sek U1, Kws Perindustrian
Temasya Glenmarie, 40150
Shah Alam, Selangor

Tel. +1 300-22-3188
Fax +6 03-5567 0509

karcher.my@my.karcher.com
www.karcher.com.my

Johor Branch

Kärcher Johor
103, Jln Mutiara Emas 10/19,
Tmn Mount Austin,
81100 Johor Bahru,
Johor

Tel. +6 07-350 3677
Fax +6 07-358 8986

Penang Branch

Kärcher Penang
70-1-3, D'Plaza Mall,
Jln Mahsuri, Bayan Baru,
11900, Pulau Pinang

Tel. +6 04-630 1010 / 11
Fax +6 04-630 1010