







H CLASS VACUUM CLEANERS TRANSPORT PROTOCOL

SUCTION HOSE MUST BE SUPPLIED.

GUIDELINE FOR HAZARDOUS DUST VACUUMS REQUIRING SERVICE/REPAIRS SENT TO BIG BILL'S VACUUM:

<p>1. Empty the container</p> 	<p>2. Wipe down external body of the vacuum</p> 	<p>3. Close tank inlet cap</p> 
<p>4. The vacuum must be placed inside the provided LDPE Transport bag and tightly secured (with adhesive tape or cable ties)</p> 	<p>5. Place bagged vacuum in a box along with any required accessories and seal</p> 	<p>6. Attach service form with machine and contact information to the outside of the box. Send to your nearest H class approved service centre</p> 

Please note that the PERFORMANCE test is conducted without a disposable bag or, where the vacuum uses LONGOPAC bags, a clean LONGOPAC bag must be fitted.

- If the vacuum needs repairing, we will first break down and decontaminate the entire unit before doing any repairs or quotes (assessment fees may apply).
- If a vacuum fails the performance test, service agent can repair any 'leaks' and re-test to ensure the vacuum to be in good working order; this may involve changing filters, restoring the body, or replacing the motor or seals.
- As some vacuums have noise-reducing foam as insulation, this will need to be replaced if contaminated as this foam cannot be cleaned.
- **Customers will be asked to declare the types of materials collected by the vacuums sent in for service/repair.**
- **LDPE transportation bags are available to purchase through Kärcher. Part #: 9.505-348.0**

H

WARNING: This appliance contains dust hazardous to health. Emptying and maintenance operations, including removal of the dust collecting systems, must only be carried out by authorised personnel wearing suitable personal protection. Do not operate without the full filtration system fitted.

H