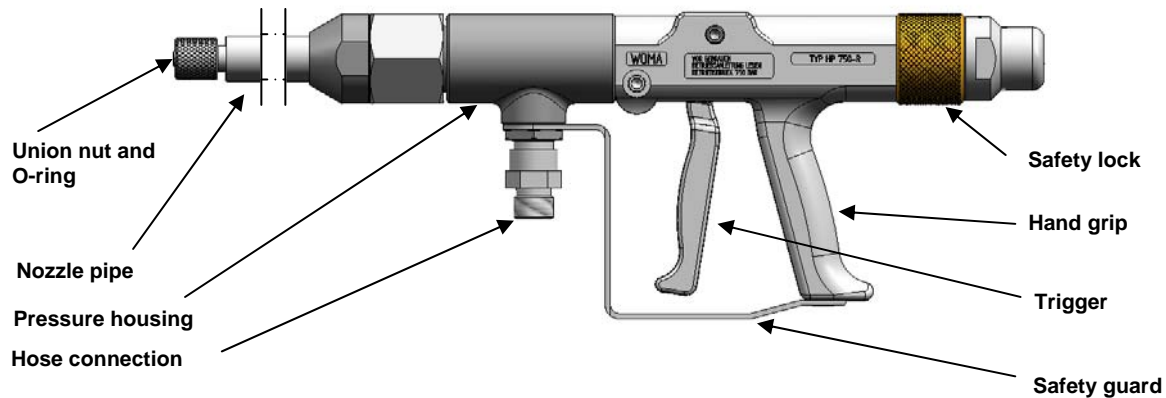


High Pressure Gun

HP 750-R-M24



Description:

The HP 750-R-M24 is a heavy duty high pressure gun designed for a max. operating pressure of 750 bar.

The high pressure gun can be used in a variety of jetting applications, which require heavy duty lances to perform the cleaning task.

Standard equipment includes: Safety guard, rotary trigger lock, hose connection, nozzle pipe and nozzle cap nut, as well as stainless steel pressure housing and light metal hand grip

Advantages:

High safety standard.

Safety guard and reliable safety lock.

Quick change nozzle system.

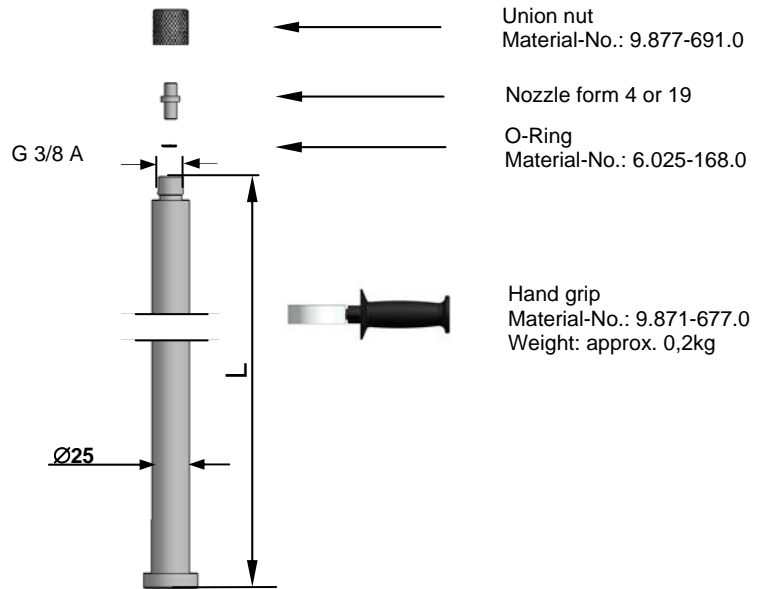
Cement rotary kiln lances available in lengths up to 15 m. See page 3.

Technical data:

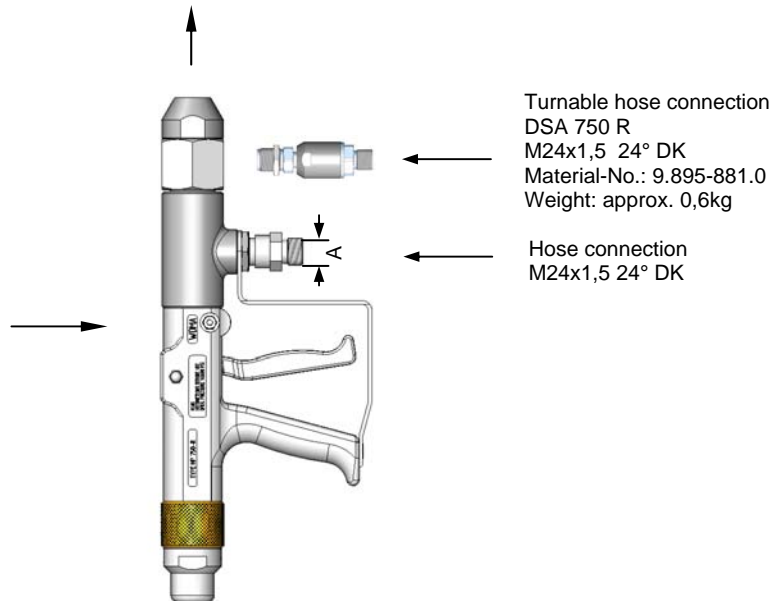
Material-No.:	9.871-361.0
Operating pressure:	max. 750 bar
Medium temperature:	max. +50°C
Recoil force perm. without body support:	max. 150 N
Recoil force perm. with body support:	max. 250 N
Weight:	approx. 6,2 kg
Overall length:	approx. 860 mm
Overall height:	approx. 175 mm
Overall width:	approx. 60 mm
Length of nozzle pipe:	500 mm
Hose connection:	M24x1,5 – 24° DK
Recommended nozzle:	form 4 and 19

HP 750-R-M24 – Components

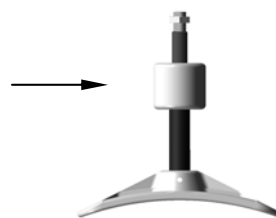
Nozzle pipe		Weight
Material No.	L (mm)	kg
9.871-398.0	500	1,3
9.871-400.0	1000	2,6
9.871-780.0	1250	3,2
9.871-401.0	1500	3,8
9.871-402.0	2000	5,0
9.871-561.0	2500	6,2
9.871-403.0	3000	7,5
9.871-562.0	3500	8,7
9.871-936.0	3700	9,4
9.871-405.0	4000	10,0
9.871-673.0	4500	11,2
9.871-406.0	5000	12,5
9.871-941.0	5500	13,7
9.871-407.0	6000	15,0



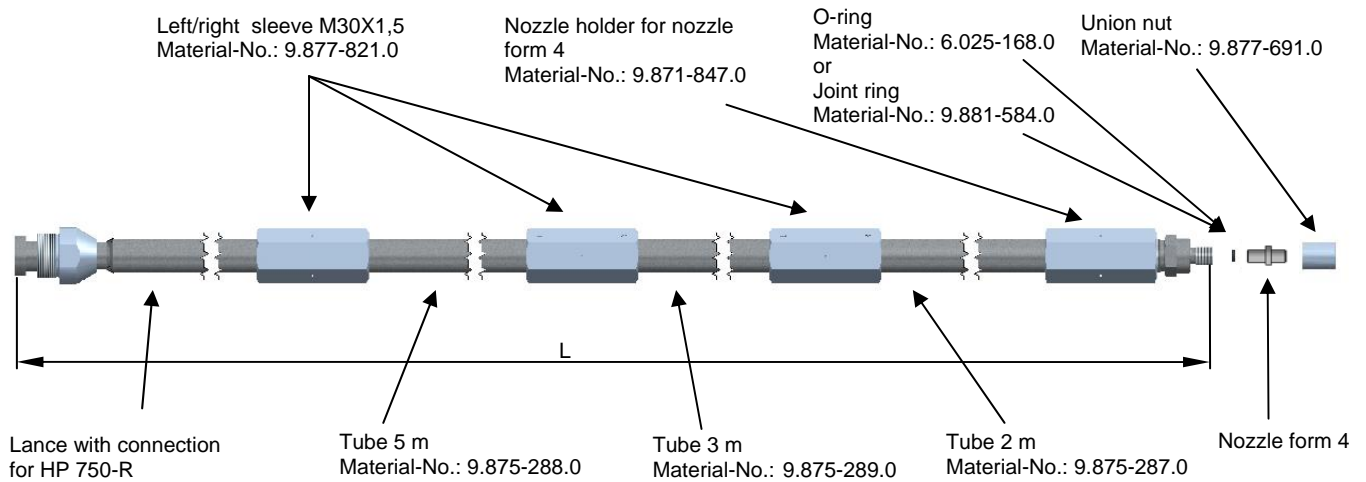
Gun housing cpl.
HP 750-R-M24
Material-No.: 9.871-362.0
Weight: approx. 4,9 kg



Body support
Material-No.: 6.025-301.0
Weight: approx. 0,73 kg



HP 750-R-M24 – Lances for cement furnace cleaning max. operating pressure 600 bar



Lenght	Material-No.
2m	9.871-489.0
3m	9.871-490.0
4m	9.871-491.0
5m	9.871-446.0



Lance 30° 600mm 600bar
IM30X1,5 - G 3/8DA
Material-No.: 9.871-876.0



Lance 60° 600mm 600bar
IM30X1,5 - G 3/8DA
Material-No.: 9.871-877.0

Required components for cement kiln lances 2-15 meters

Select nozzle form 4 according to product sheet D-004

L m	Lance with connection	Tube 5 m 9.875-288.0 Quantity	Tube 3 m 9.875-289.0 Quantity	Tube 2 m 9.875-287.0 Quantity	Left/right sleeve 9.877-821.0 Quantity	Nozzle holder 9.871-847.0 Quantity	O-Ring 6.025-168.0 Quantity	Union nut 9.877-691.0 Quantity
2	9.871-489.0 - 2m					1	1	1
3	9.871-490.0 - 3m					1	1	1
4	9.871-491.0 - 4m					1	1	1
5	9.871-446.0 - 5m					1	1	1
6	9.871-491.0 - 4m	1		1	1	1	1	1
7	9.871-446.0 - 5m			1	1	1	1	1
8	9.871-446.0 - 5m		1		1	1	1	1
9	9.871-491.0 - 4m	1			1	1	1	1
10	9.871-446.0 - 5m	1			1	1	1	1
11	9.871-446.0 - 5m		2		2	1	1	1
12	9.871-446.0 - 5m	1		1	2	1	1	1
13	9.871-446.0 - 5m	1	1		2	1	1	1
14	9.871-446.0 - 5m	1		2	3	1	1	1
15	9.871-446.0 - 5m	1	1	1	3	1	1	1