

KÄRCHER



FLOOR PAD SELECTOR

Sustainable and effective floor cleaning. [karcher.com](https://www.karcher.com)

PROFESSIONAL | FLOOR PAD SELECTOR



DIRT DOES NOT STAND A CHANCE

Clean, strip or polish your flooring with Kärcher floor pads to increase efficiency and retain the building's value.



**ENGINEERED
TO LAST**

DURABILITY: THE SUREST FORM OF SUSTAINABILITY

Longer-lasting pads need to be manufactured, transported and replaced less often, with fewer floor pads going to landfill.

Recycled meets durable

Many of our floor pads are made up of at least 50% post-consumer recycled materials.

SUSTAINABLE PAD SOLUTIONS FOR EVERY SURFACE

Our range of floor pads are designed to use with neutral detergent or water, making them a safer choice. All floor pads are washable and reusable, further helping to reduce the amount of waste.












Each floor pad is engineered for a particular floor surface and task, whether you need to strip an existing floor coating, spot-remove unsightly marks or polish your floors to a high-gloss finish.

- Reduce need for chemical strippers and finishers
- Washable and reusable

Follow maintenance recommendations to extend the floor pads' lifetime

1. Remove floor pad from machine after each use.
2. Rinse under tap water or spray water, or keep pad soaked in diluted stripping solution, to dissolve caked-on finish. Do not let dirty pads dry before washing.
3. Rinse and hang up for drying.

OUR PADS AT A GLANCE

Floor pad description	Burnishing	Buffing	Spray cleaning	Maintenance cleaning	Deep cleaning	Stripping	Min. 50% recycled content
 <p>Pad, very soft, white: ideal for dry polishing and buffing of unprotected floors with standard speed rotary floor machine. For light cleaning and can also be used to polish wood floors.</p>		■	□				
 <p>Pad, soft, beige/natural: produces good gloss improvement while removing scuffs and marks. Exceptional durability and lifespan. Ideal for harder finishes and high traffic conditions.</p>	■						
 <p>Pad, medium-soft, red: designed for everyday cleaning and light scrubbing to remove light soiling, scuff marks and black heel marks.</p>			■	■			✓
 <p>Pad, medium-hard, green: for daily scrubbing of unprotected hard floors. Can strip soft floors or prepare hard floors for recoating.</p>					■	□	
 <p>Pad, hard, brown: strips and prepares a wide variety of floors using just water or neutral detergent. Long-lasting, high performance scrubbing pad for top coat removal prior to recoating. Removes stains and visible scratches.</p>					□	■	
 <p>Pad, black, very hard: for wet stripping of old, soiled floor finishes or heavy-duty cleaning. Also used for heavy-duty cleaning on concrete and industrial floors.</p>					□	■	
 <p>Melamine pad: for intermediate and deep cleaning of microporous surfaces, as well as stoneware and other hard floor coverings. Can also be used for removing grey haze.</p>				□	■		✓
 <p>Microfibre pad: for the reliable and gentle removal of grey haze. Ideal for fine stoneware tiles.</p>				■	□		
 <p>Diamond pad, coarse, white: for hard floor coverings. Removes minor scratches and creates a clean and even matt base for further treatment with the yellow diamond disc pad. For natural stone floors, artificial stone and resin coatings.</p>					■		✓
 <p>Diamond pad, medium, yellow: for treating and maintaining hard floor coverings. For a silky matt surface which can then be polished with the green diamond disc pad. For natural stone floors, artificial stone and resin coatings.</p>				□	■		✓
 <p>Diamond pad, fine, green: for polishing polishable floor coverings. Creates high-gloss surfaces and can also be used for crystallisation. For natural stone floors, artificial stone and resin coatings.</p>	□	■		■			✓

■ Designed for

□ Can be used for