

# KÄRCHER

makes a difference



## PROGRAMME

Professional



	Current type (phases)	Connection output (kW)	Flow rate (l/h)	Working pressure (bar / MPa)	Max. temperature (°C)
<b>HD super class</b>					
HD 17/14-4 SX Plus	3	9.4	650-1700	30-140/3-14	60
HD 10/25-4 S	3	9.2	500-1000	30-250/3-25	60
HD 10/21-4 S	3	7.8	1000	210/21	60




\*\*Not on HD 10/21



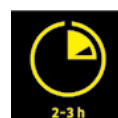
	Current type (phases)	Connection output (kW)	Flow rate (l/h)	Working pressure (bar / MPa)	Max. temperature (°C)
<b>HD middle class</b>					
HD 9/20-4M	3	7	460 - 900	40 - 200 / 4 - 20	60







\*Hose reel optional

	Current type (phases)	Connection output (kW)	Flow rate (l/h)	Working pressure (bar /MPa)	Max. temperature (°C)
<b>HD middle class</b>					
HD 8/18-4 M	3	4.6	760	30-180/3-18	60
HD 7/14-4 M Plus	1	3.4	700	140/14	60
HD 6/15 M Plus	1	3.1	560	150/15	60



	Current type (phases)	Connection output (kW)	Flow rate (l/h)	Working pressure (bar /MPa)	Max. temperature (°C)
<b>HD compact</b>					
HD 5/15 C	1	2.8	500	150/15	60






	Current type (phases)	Connection output (kW)	Flow rate (l/h)	Working pressure (bar / MPa)	Max. temperature (°C)
<b>HD middle class</b>					
HD 8/18-4 M ST	3	4.6	760	30-180/3-18	60
HD 6/15 M ST	1	3.1	560	150/15	60




	Current type (phases)	Connection output (kW)	Flow rate (l/h)	Working pressure (bar / MPa)	Max. temperature (°C)
--	-----------------------	------------------------	-----------------	------------------------------	-----------------------



<b>HD classic class</b>					
HD 9/20-4 Classic	3	6.9	520-900	70-200/7-20	60
HD 7/18-4 Classic	3	4.9	520-700	70-180/7-18	60
HD 7/11-4 Classic		2.9	520-700	70-110/7-11	60
HD 6/15-4 Classic		3.4	450-600	70-150/7-15	60





	Current type (phases)	Connection output (kW)	Flow rate (l/h)	Working pressure (bar /MPa)	Max. temperature (°C)
--	-----------------------	------------------------	-----------------	-----------------------------	-----------------------

**HD cage classic**

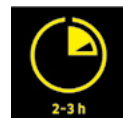


HD 9/18-4 Cage Classic	3	5.9	450-900	70-180/7-18	60
HD 7/16-4 Cage Classic	3	4.3	400-700	70-160/7-16	60
HD 7/11-4 Cage Classic	1	3.3	520-700	70-110/7-11	60
HD 5/11-4 Cage Classic	1	2.2	500	110/11	60



	Current type (phases)	Connection output (kW)	Flow rate (l/h)	Working pressure (bar /MPa)	Max. temperature (°C)
--	-----------------------	------------------------	-----------------	-----------------------------	-----------------------

**HD cage**

HD 9/50-4 Cage	3	15	500-900	150-500/15-50	60
HD 9/50 Ge Cage		Honda 16	500-900	150-500/15-50	60
HD 10/ 25-4 Cage Plus	3	9.2	1000	250/25	60




\*On HD 10/25-4








	Current type (phases)	Connection output (kW)	Flow rate (l/h)	Working pressure (bar / MPa)	Max. temperature (°C)
<b>HD cage advance with combustion engine</b>					
HD 9/23 DE		7.4	400-930	40-230/4-23	60
HD 9/21 G		8	200-850	10-210/1-21	60
HD 7/15G		4	650	150/15	60



	Current type (phases)	Connection output (kW)	Flow rate (l/h)	Working pressure (bar / MPa)	Max. temperature (°C)
--	-----------------------	------------------------	-----------------	------------------------------	-----------------------



<b>HD classic with combustion engine</b>					
HD 8/23 G Classic		6.8	800	230/23	60
HD 6/15 G Classic		4.1	600	150/15	60



	Current type (phases)	Connection output (kW)	Flow rate (l/h)	Working pressure (bar / MPa)	Max. temperature (°C)
<b>HDS special class</b>					
HDS-E 8/16-4 M 24 kw	3	29.5	300-760	30-160/3-16	45/85
HDS 2000 Super	3	2 x 6.7	800-1850	30-180/3-18	80/98
HDS 1000 De		7.4	450-900	40-200/4-20	98/80



	Current type (phases)	Heating Output (kW)	Flow rate (l/h)	Working pressure (bar / MPa)	Max. temperature (°C)
<b>Hot water generator</b>					
HG 64	1	64	-	220	80






	Current type (phases)	Connection output (kW)	Flow rate (l/h)	Working pressure (bar / MPa)	Max. temperature (°C)
<b>HDS super class</b>					
HDS 12/18-4 S Classic	3	8.4	600-1200	30-180/3-18	80/155
HDS 10/20-4M Classic	3	7.8	500-1000	30-200/3-20	80/155
HDS 8/18-4 C Classic	3	6	300-800	30-180/3-18	80/155
HDS 6/14 C Classic	1	3.6	240-560	30-140/3-14	80°
HDS 5/15 UX	1	2.7	450	150/15	80



2-3 h



EASYForce



SERVO CONTROL



ecoefficiency





VACS, SWEEPERS  
& OTHER

	Container Size	Connection Load (kW)	Air flow rate	Vacuum (mbar / kPa)	Sound Level
<b>Dry and Backpack Vacuums</b>					
T15/1	15	0.8	53	240/24	62
T12/1 eco!efficiency	12	0.5	46	185/18,5	60
T10/1 Adv	10	0.8	53	240/24	59
T7/1 Classic	7.5	0.85	40	235/23.5	62
BV 5/1	5	0.8	53	240/24	62
BV 5/1 Bp	5	0.65	46	207/20.7	57
T9/1 Bp	9	0.65	46	207/20.7	62
T12/1 Hf	12	7.8	53	240/24	62



	Container capacity (l)	Weight (kg)	Flow rate	Vacuum (mbar / kPa)	Cable Length
<b>Upright vacuum</b>					
CV 66/2	35	72	2 x52	143 / 14.3	20
CV 60/2	17	123	34	117 / 11.7	Battery
CV 38/2	5.5	9.5	40	200/20	12
CV 30/1	5.5	8.4	43	193/19.3	12




	Container capacity (l)	Weight (kg)	Working width (mm)	Voltage (V)	Operating time (textile/hard surface) (min)
<b>Cordless broom</b>					
EB 30/1 Li-ion	1	2	300	220-240	41/52



	Container capacity	Weight (kg)	Flow rate (l/s)	Vacuum (bar/MPa)	Cable length (m)
<b>Tact</b>					
NT 65/2 Tact <sup>2</sup> Tc	65	26.5	2 x 74	254/25.4	10
NT 50/1 Tact Te L	50	18.9	74	254/ 25.4	7.5
NT 40/1 Tact Te L	40	14.4	74	254/ 25.4	7.5
NT 30/1 Tact Te L	30	14	74	254/ 25.4	7.5




	Container capacity	Weight (kg)	Flow rate (l/s)	Vacuum (bar / MPa)	Cable length (m)
<b>Ap</b>					
NT 65/2 Ap	65	20	74	254/25.4	10
NT 35/1 Ap	35	11.5	74	254/25.4	7.5
NT 22/1 Ap	22	6.1	71	255/25.5	6
NT 22/1 Ap Te	22	6.1	71	225/25.5	6



VACS, SWEEPERS & OTHER



	Container capacity	Weight (kg)	Flow rate (l/s)	Vacuum (bar / MPa)	Cable length (m)
<b>Standard &amp; Special Vacuums</b>					
NT 70/2	70	24.9	2x74	254/ 25.4	10
NT 75/1 Me Ec H Z22	75	24.8	61	220/ 22	10
NT 55/1 Tact Bs	55	15	61	230/ 23	7.5
NT 50/1 Tact Te H	50	18.3	74	254/ 25.4	7.5



For Industrial vacuums refer to our website: [www.karcher.co.za](http://www.karcher.co.za)



	Container capacity	Weight (kg)	Flow rate (l/s)	Vacuum (bar / MPa)	Cable length (m)
<b>Classic Vacuums</b>					
NT 70/2 Me Classic	70	18	2x53	225/22.5	7.5
NT 50/2 Me Classic	50	17.5	2x53	225/22.5	7.5
NT 30/1 Me Classic	30	8	59	227/22.7	6.5



	Container capacity	Weight (kg)	Flow rate (l/s)	Vacuum (bar / MPa)	Cable length (m)
<b>Window/ Surface Vacuums</b>					
WVP 10 Adv	200	0.7	280	100-240	60



For Industrial vacuums refer to our website: [www.karcher.co.za](http://www.karcher.co.za)



	Container capacity Fresh/Dirty (l)	Weight (kg)	Flow rate (l/s)	Vacuum (bar /MPa)	Max performance area (m <sup>2</sup> )
<b>Spray Extraction</b>					
Puzzi 30/4	30/15	26	74	254/25.4	60-75
Puzzi 10/2 Adv	10/9	11.5	54	220/22	30-45
Puzzi 10/1	10/9	10.7	54	220/22	20-25
Puzzi 8/1 C	8/7	9.8	61	236/23.6	12-18



	Area performance (deep cleaning/capsol intermediate cleaning cleaning) (m <sup>2</sup> /h)	Weight (kg)	Spray pressure (bar)	Vacuum (bar /kPa)	Brush working width (mm)
<b>Deep carpet cleaners</b>					
BRC 43/500 C	300	25	3.4	-	430
BRC 30/15 C	150/-	36	3.5	300/30	270
BRC 45/45 C	350/1000	48	7	300/30	450
BRC 40/22 C	500/900	45.5	7	299/30	400


VACS, SWEEPERS  
& OTHER





VACS, SWEEPERS  
& OTHER


	Container capacity (l)	Weight (kg)	Heating Capacity (W)	Steam pressure (bar)	Cable length (m)
<b>Steam cleaners &amp; Steam Vacuums</b>					
SGV 8/5	5	40	3000	8	7.5
SGV 6/5	5	39	3000	6	7.5
SG 4/4	4	8	2300	4	7.5





\*Tank is an optional accessory on all machines

	Brush working width(mm)	Weight (kg)	Brush contact pressure (g/cm <sup>2</sup> )	Voltage (V)	Brush speed (rpm)
<b>Single disc</b>					
BDS 43/Duo C Adv	430	47	45	220-240	150-300
BDP 43/450 C Adv	430	45.7	42	220-240	450
BDS 43/180 C Adv	430	43	38	220-240	180
BDS 33/180 C Adv	330	31	47	220-240	180
BDS 43/150 C Classic	430	43	30	220-240	150



	Brush working width(mm)	Area performance	Brush contact pressure (g/cm <sup>2</sup> )	Voltage (V)	Brush speed (rpm)
<b>Compact Scrubber driers</b>					
BD 50/50 C BP Classic	510	2040	27.3-28.5	24	180
BD 43/35 C Ep	430	1720	30-40	220-240	180
BD 43/25 C Bp	430	1720	30-40	24	180
BR 40/10 C Adv	400	400	100-200	220-240	1100
BR 35/12 C Bp Pack	350	1400	150	25.2/21	700-1500
BR 30/4 C	300	200	100	220-240	1450
BD 30/4 C BP Pack	280	900	-	-	150





\*Accessories optional

	Brush working width(mm)	Area performance m <sup>2</sup> /hr	Brush contact pressure (g/cm <sup>2</sup> )	Voltage (V)	Brush speed (rpm)
<b>walk behind</b>					
BD 50/40 Rs Bp	508	96/200	20	36	180
B 80 W Bp	650-750	129/311	R 374-430 D 28-32	24	R 600-1300 D 180
B 60 W BP	550-650	88/232	R 265-315 D 26-35	24	R 600-1300 D 180
B 40 C BP	430-550	87/163	R 140-160 D 30-50	24	R 1200 D 180
B 40 C EP	430-550	87/163	R 170-190 D 20-26	220-240	R 1100 D 180



\*Various scrubber head options available



	Brush working width(mm)	Area performance m <sup>2</sup> /hr	Brush contact pressure (g/cm <sup>2</sup> )	Voltage (V)	Brush speed (rpm)
<b>Ride-on</b>					
B 300 RI	1045-1755	1200	45	-	460
B 200 R	750-900	5000-6000	D 34-46 R 505-560	36	R 600-1300 D 180
B 150	750-900	5000-6000	D 34-46 R 505-560	36	R 600-1300 D 180
B 90 R Bp	550-750	2475-3375	D 20-35 R 200-315	24	R 600-1300 D 180
BD 50/70 WBp Classic	510	2500	13	24	155




\*Various head options available



\*Canopy optional

	Working width(mm) *one side brush	Uploading Height (mm)	Max performance area (m <sup>2</sup> ) ! Side Brush	Power (kW)	Waste container (l)
<b>Ride on</b>					
KM 130/300 RD Classic	1300	1550	13000	15.8	300
KM 120/250 R D Classic	1200	1550	10800	15.8	250
KM 125/130 RD + KSSB	1250	1550	10000	6.6	130
KM 100/100 R Bp	1000	-	6000	-	100
KM 100/100 R G	1000	-	8000	6.7	100
KM 90/60 R Bp Adv	900	-	5400	-	60
KM 90/60 R G	900	-	7200	4.8	60
KM 85/50 R BP	850	-	5100	1000	50



\*Other Sweepers available on request.



	Working width(mm) *one side brush	Uploading Height (mm)	Max performance area (m <sup>2</sup> ) ! Side Brush	Power (kW)	Waste container (l)
<b>Walk behind</b>					
KM 85/50 W Bp	850	-	3825	-	50
KM 85/50 W G	850	-	3825	3.3	50
KM 75/40 W BP	750	-	3375	-	40
KM 75/40 W G	750	-	3375	3.3	40
KM 70/15 C	700	-	2800	Manual	42



VACS, SWEEPERS & OTHER

# FOR EVEN CLEANER RESULTS: KÄRCHER ORIGINAL ACCESSORIES

Kärcher original accessories and cleaning agents extend the range of applications of the high-pressure cleaner - from cleaning and care of construction machines to work preparation and repair of facades and floors. We continuously develop our accessories in order to ensure that we can meet your requirements. This results in innovative products designed to facilitate your daily cleaning tasks.


Product		Order no.	For use with the following
Trigger gun	1	4.775-529.0	HD 5/15 C (old upright)
Trigger gun	2	9.751-139.0	HD 6/15-4 HD 7/11-4 Classic
Trigger gun (AVS)	3	4.775-463.0	HD 6/12-4 C to HD 10/25
Trigger gun (M22 x 1.5)	4	4.775-466.0	HDS 10/20-4 M
Seal kit (5 units)	5	2.880-990.0	Easy!Force accessories
Lance	6	9.751-145.0	100mm
Lance	7	4.760-665.0	550mm - HD 5/15 C
Lance	8	4.760-664.0	600 mm - HD 6/12-4 C to HD 10/25
Lance	9	9.751-044.0	850 mm - HD 6/15-4 & HD 7/11-4 Classic
Lance	10	4.760-663.0	850 mm - HD 6/12-4 C to HD 10/25
Lance	11	4.760-660.0	1050 mm - HD 6/12-4 C to HD 10/25
Lance	12	4.760-661.0	1550 mm - HD 6/12-4 C to HD 10/25
Lance	13	4.760-662.0	2050 mm - HD 6/12-4 C to HD 10/25
Telescopic lance	14	6.394-690.0	1,8 to 5,4 metres - HD & HDS
Triple nozzle	15	4.767-145.0	HD 5/15 C
Triple nozzle	16	4.767-147.0	HD 6/15 C Plus
Triple nozzle	17	4.767-149.0	HD 6/16-4M Plus
Triple nozzle	18	4.767-154.0	HD 9/20 - HD 10/25
Touchless triple nozzle	19	4.767-065.0	HD 10/25
Dirt blaster	20	4.767-022.0	HD 5/15 - HD 6/15
Dirt blaster	21	4.763-253.0	HD 9/20 - HD 10/25
HP hose (10m)	22	6.391-238.0	HD 5/15 - HD 6/16
HP hose (10m)	23	9.751-035.0	HD 6/15-4 HD 7/11-4 Classic
HP hose (10m)	24	9.751-087.0	HD 9/20-4 Classic
HP hose (10m)	25	6.390-025.0	HD 9/20 - HD 10/25
HP hose (10m) longlife	26	6.391-351.0	All HD and HDS
HP hose (10m) extension	27	6.391-342.0	All HD and HDS
HP hose (15m) extension	28	6.390-010.0	All HD and HDS
HP hose (20m) extension	29	6.390-031.0	All HD and HDS
HP hose (30m) extension	30	6.390-293.0	All HD and HDS
Pipe cleaning hose (20m) - nozzle kit also required	31	6.390-030.0	All HD and HDS
Automatic hose reel (coated) - excludes hose	32	2.639-919.0	All HD and HDS
Stainless steel automatic hose reel - excludes hose	33	6.391-421.0	All HD and HDS
HP hose (1,5m)	34	6.388-886.0	Connection to hose reel
HP hose (20m) extension	35	6.390-208.0	Hose reel to gun
Bottle foam lance	36	6.394-969.0	HD and HDS up to 150 bar
Bottle foam lance	37	6.394-668.0	All HD and HDS
Quick coupling	38	6.401-458.0	All HD and HDS - 1 required for inexpensive, simple foaming option - for gun
Male coupling	39	6.401-459.0	All HD and HDS - 2 required for inexpensive, simple foaming option - 1 for lance and 1 for bottle foam lance
Easy foam set - nozzle kit also required	40	2.640-691.0	HDS C and HDS M class
Inno foam kit (excl injector) - nozzle kit also required	41	2.640-692.0	HDS C and HDS M class
Inno foam kit (incl injector) - nozzle kit also required	42	2.640-151.0	All HD
Wet blasting attachment - nozzle kit also required	43	4.762-022.0	All HD and HDS
FR 30 - nozzle kit also required	44	2.642-997.0	All HD and HDS - at 60°C only
FR 30 me - nozzle kit also required	45	2.640-355.0	All HD and HDS - at 85°C only
FRV 30 - nozzle kit also required	46	2.642-999.0	All HD and HDS - at 60°C only
FRV 30 me - nozzle kit also required	47	2.642-911.0	All HD and HDS - at 85°C only
FR 50 - nozzle kit also required	48	2.640-679.0	Min of 160 bar HD or HDS machine - at 85°C only
Coupling	49	4.403-002.0	Connect extension hoses, 2 x M 22
Rotating coupler	50	6.401-412.0	HD Classics
Hose coupling	51	6.388-473.0	HD compact
Hose coupling	52	6.388-458.0	HD Medium & Super
Hose coupling	53	6.388-461.0	1/2 inch hose
Hose coupling	54	6.388-455.0	3/4 inch hose
Hose coupling	55	6.388-465.0	1 inch hose
Water filter	56	4.730-127.0	For HD with 3/4 inch inlet
Ceiling mount boom	57	9.560-408.0	HD and HDS installations
Drilling dust tool	58	2.679-000.0	NT with ID 35
Floor tool	59	9.770-606.0	NT with ID 35
Crevice nozzle (DN 35)	60	9.770-638.0	NT with ID 35





ACCESSORIES & CONSUMABLES

Product		Order no.	For use with the following
Crevice Nozzle extra long (DN 35)	61	2.863-223.0	NT with ID 35
Car nozzle (DN 35)	62	2.863-145.0	NT with ID 35
Suction brush (DN 35)	63	2.863-147.0	NT with ID 35
Brush set (DN 35)	64	2.863-221.0	NT with ID 35
Hand tool	65	4.130-116.0	Puzzi 100
Hand nozzle	66	4.130-001.0	Puzzi 8/1, 10/1, 10/2, 30/4
Trigger unit	67	4.130-000.0	Puzzi 8/1, 10/1, 10/2, 30/4
Floor tool	68	4.130-443.0	Puzzi 100
Floor tool	69	4.130-007.0	Puzzi 8/1, 10/1, 10/2, 30/4
Suction hose - 2,5 metre	70	6.391-410.0	Puzzi 100
Suction hose - 2,5 metre	71	6.394-826.0	Puzzi 8/1, 10/1, 10/2, 30/4
DS 3 dosage system	72	2.641-811.0	HD, HDS, BR
Carpet cleaning kit	73	2.783-005.0	BR 30/4 C
Carpet cleaning kit	74	2.783-014.0	BR 40/10 C
Spray bottle (1 litre)	75	6.394-409.0	Any application
Pump oil 1 litre	76	6.288-050.0	Pump oil 1 litre
Extension cable (EURO plugs)	77	6.647-942.0	230 V machines with Euro plug (15 metre)



ACCESSORIES &  
CONSUMABLES

# ACCESSORIES FOR UNLIMITED APPLICATIONS

Product		Order no.	For use with the following
Paper filter bag (10)	1	6.904-294.0	CV 30/1
Paper filter bag (10)	2	6.904-305.0	CV 30/1
Paper filter bag (10)	3	6.904-333.0	T 7/1, T 10/1
Paper filter bag (10)	4	6.904-312.0	T 12/1 Ecoefficiency
Paper filter bag (10)	5	6.907-019.0	T 17/1 Ecoefficiency
Paper filter bag (10)	6	6.904.335.0	T 7/1
Paper filter bag (10)	7	6.904-084.0	T 7/1 Classic
Paper filter bag (10)	8	6.904-315.0	T 10/1, T 12/1
Fleece filter bag (10)	9	6.904-335.0	BV 5/1
Fabric filter bag (washable - contractors)	10	6.904-301.0	CV 30/1
Fabric filter bag (washable - contractors)	11	6.904-316.0	T 7/1, T 10/1, T 12/1, T 15/1
Paper filter bag (10)	12	6.907-019.0	T 15/1
Fleece filter bag (10)	13	6.907-017.0	T 15/1
Paper filter bag (5)	14	6.904-290.0	NT 27/1
Paper filter bag (5)	15	9.755-358.0	NT 30/1 Me
Fleece filter bag (5)	16	2.889-217.0	NT 22/1 Ap L
Fleece filter bag (5)	17	6.907-479.0	NT 361 / NT 35/1
Fleece filter bag (5)	18	2.889-154.0	NT 30/1
Fleece filter bag (5)	19	2.889-155.0	NT 40/1, NT 50/1
Paper filter bag (5)	20	6.904-208.0	NT 45/1
Paper filter bag (5)	21	6.904-285.0	NT 65/2 Ap, NT 65/2 Tact, NT 50/2 Me Classic, NT 70/2 Me Classic, NT 70/2
Special filter bag - tear resist( 5)	22	6.904-252.0	NT 65/2 Ap, NT 65/2 Tact, NT 70/2
Main filter basket (1)	23	2.889-099.0	T 7/1 Classic
Main filter basket (1)	24	5.731-624.0	T 7/1, T 10/1
Main filter basket (1)	25	4.731-011.0	T 12/1 Ecoefficiency
Main filter basket (1)	26	5.731-640.0	T 15/1
Filter HEPA	27	6.414-801.0	T 12/1 Ecoefficiency, T 15/1
Cartridge filter (1)	28	6.414-789.0	NT 27/1
Cartridge filter (1)	29	6.414-552.0	NT 30/1
Cartridge filter PES (1)	30	2.889-219.0	NT 22/1 Ap L
Cartridge filter (1)	31	6.907-038.0	NT 70/2, NT 50/2 Me Classic, NT 70/2 Me Classic
Flat pleated filter (paper)	32	6.904-367.0	NT 361, NT 30/1, NT 35/1, NT 40/1, NT 45/1, NT 50/1
Flat pleated filter (PES)	33	6.904-360.0	NT 361, NT 30/1, NT 35/1, NT 40/1, NT 45/1, NT 50/1
Flat pleated filter (1)	34	6.904-283.0	NT 65/2 Eco Tc / NT 65/2 Ap
Flat pleated filter (1) Paper	35	6.907-276.0	NT 65/2 Tact
Flat-pleated filter HEPA	36	6.904-364.0	NT 65/2 Tact
Flat pleated filter (PES)	37	6.907-277.0	NT 65/2 Tact
330 mm White pads (5 pack)	38	6.369-903.0	BDS
330 mm Beige pads (5 pack)	39	6.369-904.0	BDP
330 mm Red pads (5 pack)	40	6.369-905.0	BDS
330 mm Green pads (5 pack)	41	6.369-906.0	BDS
432 mm White pads (5 pack)	42	6.369-469.0	BDS
432 mm Beige pads (5 pack)	43	6.371-081.0	BDP
432 mm Red pads (5 pack)	44	6.369-470.0	BDS
432 mm Green pads (5 pack)	45	6.369-472.0	BDS
Roller brush multicoloured	46	4.762-429.0	For visual demo purposes
Red brush	47	4.762-005.0	BR 30/4 C
Microfibre roller	48	4.762-453.0	BR 30/4 C
Red brush	49	4.762-003.0	BR 40/10 C, BR 40/25 C
Microfibre roller	50	4.114-004.0	BR 40/10 C, BR 40/25 C
Green brush	51	4.762-252.0	BR 40/10 C, BR 40/25 C
Orange brush (hi-low)	52	4.762-251.0	BR 40/10 C, BR 40/25 C
Red brush	53	4.762-392.0	BR 45/40, R 45
Red brush	54	4.762-393.0	BR 55/40, R 55
Red brush	55	6.907-414.0	R 65
Red brush	56	6.907-415.0	R 75
Orange brush (hi-low)	57	6.906-986.0	R 75
Green brush	58	6.906-987.0	R 75
Red brush	59	6.907-377.0	R 90
Red disc	60	4.905-022.0	For D 43 head



ACCESSORIES & CONSUMABLES



Product		Order no.	For use with the following
Red disc	61	4.905-026.0	For D 51 head
Red disc	62	4.905-014.0	For D 55 head
Red disc	63	4.905-010.0	For D 65 head
Red disc	64	4.905-003.0	For D 65 head
RM 81 2.5 lt	65	6.295-555.0	General purpose cleaner (HD & HDS)
RM 81 10 lt	66	6.295-556.0	General purpose cleaner (HD & HDS)
RM 81 20 lt	67	6.295-557.0	General purpose cleaner (HD & HDS)
RM 812 20 lt	68	6.295-430.0	Foam cleaner - Car Wash
RM 57 20 lt	69	6.295-178.0	Foam cleaner - food industry
RM 110 1 lt	70	6.295-625.0	Water softener (HDS)
RM 110 5 lt	71	9.560-010.0	Water softener (HDS)
RM 110 25 lt	72	9.560-011.0	Water softener (HDS)
RM 69 10 lt	73	6.295-120.0	FloorPro-deep cleaner (BR)
RM 746 10 lt	74	6.295-156.0	FloorPro wipe care-polishes easily (BR)
RM 748 10 lt	75	6.295-162.0	Polishing (BD/BDS)
RM 750 10 lt	76	6.295-539.0	Intensive deep cleaner (BR)
RM 752 10 lt	77	6.295-813.0	FloorPro intensive deep cleaner (BR)
RM 755 10 lt	78	6.295-174.0	FloorPro shine cleaner (BR)
RM 760 tablets 16 (puzzi powder)	79	6.295-850.0	Carpet & upholstery cleaner (Puzzi)
RM 760 (200 tablets)	80	6.295-851.0	Carpet & upholstery cleaner (Puzzi); 2 tablets in 8 litres of water
RM 760 (puzzi powder) 1 Kg	81	9.560-012.0	Carpet & upholstery cleaner (Puzzi)
RM 760 (puzzi powder) 10 Kg	82	6.291-388.0	Carpet & upholstery cleaner (Puzzi)
RM 760 (puzzi powder) 20 kg	83	6.291-055.0	Carpet & upholstery cleaner (Puzzi)
iCapsol RM 768 10 lt	84	6.295-562.0	Carpet cleaning (BRS)



ACCESSORIES &  
CONSUMABLES

# EASIER, FASTER, BETTER: THE NEW ACCESSORIES

We develop products that allow you to clean faster, more conveniently and more successfully. For example, with reduced operator effort and therefore less physical strain, or reduced set-up times, which in turn save you a lot of time. Current examples of this are our revolutionary EASY!Force high-pressure gun and the unique EASY!Lock quick-release couplings.

Product		Order no.	For use with the following
Adapter 1 - Easy!Lock to M 22 x 1.5	1	4.111-029.0	Easy!Lock hoses to old part number hoses
Adapter 2 - Easy!Lock to M 22 x 1.5	2	4.111-030.0	Easy!Lock hoses to old part number machines
Adapter 3 - Easy!Lock to M 22 x 1.5	3	4.111-031.0	Easy!Lock lance/servo control to old part number trigger guns
Adapter 4 - Easy!Lock to AVS	4	4.111-032.0	Easy!Lock trigger guns to AVS hoses
Adapter 5 - Easy!Lock to M 22 x 1.5	5	4.111-033.0	Easy!Lock trigger guns to old part number lances
Adapter 6 - Easy!Lock to M 22 x 1.5	6	4.111-034.0	Easy!Lock guns and machines to old part number hoses
Adapter 7 - Easy!Lock to M 18 x 1.5	7	4.111-035.0	Easy!Lock nozzles and FR to old part number lances
Adapter 8 - Easy!Lock to M 18 x 1.5	8	4.111-036.0	Easy!Lock lances to old part number nozzles and FR
Adapter 9 - Easy!Lock to Easy!Lock	9	4.111-037.0	Easy!Lock hoses to Easy!Lock hoses
Rotating coupler	10	4.111-021.0	Easy!Lock guns
Trigger gun - Easy!Force Advanced	11	4.118-005.0	All HD and HDS (With Easy!Lock)
Seal kit (9 units)	12	2.880-001.0	Easy!Lock accessories
Servo control - Easy!Lock	13	4.118-007.0	HD and HDS (With Easy!Lock) up to 750 l/hour
Servo control - Easy!Lock	14	4.118-008.0	HD and HDS (With Easy!Lock) 750 to 1100 l/hour
Servo control - Easy!Lock	15	4.118-009.0	HD and HDS (With Easy!Lock) over 1100 l/hour
HP Hose (10m) - Easy!Lock	16	6.110-034.0	HD and HDS (With Easy!Lock) up to 250 bar
HHP Hose (10m) - Easy!Lock	17	6.110-031.0	HD and HDS (With Easy!Lock) up to 315 bar
HP Hose (10m) - Easy!Lock	18	6.110-038.0	HD and HDS (With Easy!Lock) up to 400 bar
HP Hose (15m) - Easy!Lock	19	6.110-030.0	HD and HDS (With Easy!Lock) up to 315 bar
HP Hose (15m) - Easy!Lock	20	6.110-029.0	HD and HDS (With Easy!Lock) up to 400 bar
HP Hose (20m) - Easy!Lock	21	6.110-032.0	HD and HDS (With Easy!Lock) up to 315 bar
HP Hose (20m) - Easy!Lock	22	6.110-027.0	HD and HDS (With Easy!Lock) up to 400 bar
HP Hose (30m) - Easy!Lock	23	6.110-014.0	HD and HDS (With Easy!Lock) up to 315 bar
HP Hose (30m) - Easy!Lock	24	6.110-023.0	HD and HDS (With Easy!Lock) up to 400 bar
Add-on kit hose reel module	25	2.110-024.0	Fits directly on New HD M (With Easy!Lock) or can be wall mounted, includes 15m HP hose and brackets to mount to machine
Lance 600 mm (With Easy!Lock)	26	4.112-007.0	HD and HDS (With Easy!Lock) up to 300 bar
Lance 840 mm (With Easy!Lock)	27	4.112-006.0	HD and HDS (With Easy!Lock) up to 300 bar
Lance 1050mm (With Easy!Lock)	28	4.112-000.0	HD and HDS (With Easy!Lock) up to 300 bar
Lance 1550 mm (With Easy!Lock)	29	4.112-018.0	HD and HDS (With Easy!Lock) up to 300 bar
Lance 2050 mm (With Easy!Lock)	30	4.112-021.0	HD and HDS (With Easy!Lock) up to 300 bar
Telescopic Lance (With Easy!Lock)	31	4.112-037.0	HD and HDS (With Easy!Lock) 1.8 to 5.4 metre up to 225 bar
Triple nozzle	32	4.117-027.0	HD 5/15 (With Easy!Lock)
Triple nozzle	33	4.117-032.0	HD 6/16 (With Easy!Lock)
Triple nozzle	34	4.117-037.0	HD 9/20 & HD 10/25 (With Easy!Lock)
Dirt blaster	35	4.114-019.0	HD 5/15 & HD 6/15 (With Easy!Lock)
Dirt blaster	36	4.114-041.0	HD 6/16 (With Easy!Lock)
Dirt blaster	37	4.114-027.0	HD 9/20 & HD 10/25 (With Easy!Lock)
Protection part (Nozzle holder)	38	4.112-011.0	Lances (With Easy!Lock)
Power nozzle (25°) 600 l/h	39	2.113-005.0	Lances (With Easy!Lock)
Power nozzle (25°) 700 l/h	40	2.113-021.0	Lances (With Easy!Lock)
Power nozzle (25°) 900 l/h	41	2.113-023.0	Lances (With Easy!Lock)
Power nozzle (25°) 1000 l/h	42	2.113-024.0	Lances (With Easy!Lock)
Power nozzle (25°) 1200 l/h	43	2.113-027.0	Lances (With Easy!Lock)
Power nozzle (25°) 1300 l/h	44	2.113-028.0	Lances (With Easy!Lock)
Foam lance TR basic 1	45	4.112-053.0	HD and HDS (With Easy!Lock) 350 - 600 l/h
Foam lance TR basic 2	46	4.112-054.0	HD and HDS (With Easy!Lock) 700-800 l/h
Foam lance TR basic 3	47	4.112-055.0	HD and HDS (With Easy!Lock) 900-2500 l/h
Cup foam lance (With Easy!Lock)	48	2.112-018.0	HD and HDS (With Easy!Lock) 042 nozzle
Quick coupling	49	2.115-000.0	All HD and HDS (With Easy!Lock) - 1 required for inexpensive, simple foaming option - for gun
Male coupling	50	2.115-001.0	All HD and HDS (With Easy!Lock) - 2 required for inexpensive, simple foaming option - 1 for lance and 1 for bottle foam lance
FR 30 Me (With Easy!Lock)	51	2.111-013.0	HD and HDS (With Easy!Lock) nozzle kit also required
FRV 30 (With Easy!Lock)	52	2.111-010.0	HD and HDS (With Easy!Lock) nozzle kit also required
FR 50 - nozzle kit also required	53	2.111-023.0	Min of 160 bar HD or HDS (With Easy!Lock) - at 85°C only
Stainless steel automatic hose reel - excludes hose	54	6.392-076.0	All HD and HDS (With Easy!Lock)
HP Hose (20m) - Easy!Lock	55	6.110-011.0	HD and HDS (With Easy!Lock) up to 315 bar with AVS connection for hose reel
HP Hose (20m) - Easy!Lock	56	6.110-028.0	HD and HDS (With Easy!Lock) up to 400 bar with AVS connection for hose reel
Easy foam set - nozzle kit also required	57	2.112-010.0	HDS C and HDS M class (With Easy!Lock)
Inno foam kit (excl injector) - nozzle kit also required	58	2.112-008.0	HDS C and HDS M class (With Easy!Lock)
Inno foam kit (incl injector) - nozzle kit also required	59	2.112-000.0	All HD (With Easy!Lock)
Wet blasting attachment - nozzle kit also required	60	4.115-006.0	All HD and HDS (With Easy!Lock)



ACCESSORIES & CONSUMABLES

Please contact us for more information:

**South Africa**

Kärcher (Pty) Ltd  
Cnr Mount Joy & George Allen Rd  
Wilbart Ext. 2  
PO Box 11818  
Vorna Valley, 1686

Phone +27 11-657-7300  
Fax +27 11-657-7440

[www.karcher.co.za](http://www.karcher.co.za)