

KÄRCHER

makes a difference



PROGRAMME 2019/2020

Professional



TABLE OF CONTENTS

Introduction	Page	4	Sweepers/vacuum sweepers	Page	626
			Machines	Page	628
			Accessories	Page	666
Connected Cleaning	Page	24	Municipal equipment	Page	692
Kärcher Fleet	Page	28	Machines	Page	698
Kärcher Manage	Page	30			
Kärcher Services	Page	32	Wash systems	Page	720
Kärcher Service	Page	34	Machines	Page	730
Kärcher All Brands Service	Page	36	Cleaning agents	Page	874
Kärcher service packages	Page	38			
Kärcher Original Spare Parts	Page	40	Water reclamation	Page	750
Financing Solutions	Page	42	Machines	Page	754
Kärcher Rent	Page	43	Treatment chemicals for water treatment	Page	880
Kärcher Used	Page	44			
High-pressure cleaners	Page	46	Industrial solutions	Page	760
Hot water high-pressure cleaners	Page	50			
Cold water high-pressure cleaners	Page	74	Container cleaning systems	Page	762
Accessories	Page	118	Machines	Page	764
Stationary high-pressure cleaners	Page	184	Cleaning agents	Page	882
Accessories	Page	196			
Ultra high-pressure cleaners	Page	206	Dry ice cleaning	Page	774
Accessories	Page	214	Machines	Page	776
Cleaning agents	Page	842	Accessories	Page	780
Work protection	Page	226			
Outdoor Power Equipment	Page	234	Parts cleaning	Page	786
Machines	Page	236	Machines	Page	788
Accessories	Page	248	Accessories	Page	790
			Cleaning agents	Page	881
Vacuum cleaners	Page	250	Manual cleaning	Page	792
Window/surface vacuum cleaner	Page	252	Machines	Page	793
Wet and dry vacuum cleaners	Page	256	Cleaning agents	Page	854
Accessories	Page	300			
Industrial vacuums	Page	328	Cleaning and care agents	Page	840
Accessories	Page	356	Cleaning agents for high-pressure cleaners	Page	842
Dry vacuum cleaners	Page	378	Cleaning agents for carpet cleaners	Page	850
Accessories	Page	408	Cleaning agents for manual cleaning	Page	854
			Cleaning agents, care agents and disinfection for hard and resilient floors	Page	866
Deep carpet cleaning	Page	422	Cleaning and care agents for vehicles	Page	874
Machines	Page	426	Treatment chemicals for water treatment	Page	880
Accessories	Page	436	Cleaning agents for industrial parts	Page	881
Cleaning agents	Page	850	Cleaning agents for container cleaning	Page	882
Steam cleaners/Steam vacuum cleaners	Page	442	Index	Page	884
Machines	Page	444	Machines	Page	884
Accessories	Page	450	Cleaning agents	Page	889
Water and air	Page	454	Our pictograms	Page	892
Scrubbers/scrubber driers	Page	470			
Machines	Page	480			
Accessories	Page	552			
Manual cleaning equipment	Page	792			
Cleaning agents	Page	866			





TOGETHER WE CAN ACHIEVE MORE

Teams are heroes. All tasks can only be carried out with the right partners. And the best possible results can only be achieved when different talents are combined. We consider ourselves to be a team with you. Your experience and feedback are valuable to us, because we are pursuing the same goal: developing innovations and products which enable you to achieve your objectives more quickly and efficiently.

FOR EVERYTHING. FOR PROFESSIONALS. FOR YOU.

Professionals today do not need general machines that can all do a little. They need targeted solutions that complete specific tasks efficiently. Preferably a complete solution, as a functional, balanced system. For this reason, we constantly analyse the needs of all relevant industries in order to understand them better and recognise trends at an early stage. The result is innovative and efficient industrial solutions that fulfil their purpose in an exemplary manner. Robust and reliable. Efficient and economical. Lightweight and quiet. Handy and hygienic. That is the Kärcher system.



INNOVATIONS WHICH ENABLE YOU TO DO SO MUCH MORE



Trailer HD 9/23 De Tr1



KIRA B 50



Klean!Star iQ
VehiclePro Klear!Line



HV 1/1 Bp



HD 8/18-4 M Cage



NT 30/1 Ap Te L

INNOVATIVE ROBOTS THAT CAN DO MORE

Welcome to the world of autonomous cleaning. We have developed a robot for you that enables you to use the full efficiency and independence of this technology in relatively small areas.

People are always seeking intelligent solutions for relief from monotonous and demanding work. All technology follows this principle – from the washing machine to the robotic lawn mower. Autonomous industrial trucks are well established in industry. Agricultural robots, drones for diverse tasks and last but not least autonomous driving will very soon permanently change the way we work and our lives in general. KIRA represents this in professional cleaning: Kärcher Intelligent Robotic Application. With KIRA we create a platform for all our professional robotic products. And it is our response to your future challenges in cleaning technology.

We laid the foundations for KIRA at an early stage. In the 1990s we developed the first professional robotic scrubber drier. This model was used daily at Schiphol Airport in Amsterdam until 2008. Our Robo Cleaner followed in 2003. The rapid development of the fundamental technologies such as the sensor system and navigation, as well as our own development, are now paving the way for the use of robots in the cleaning world. We developed KIRA B 50 from scratch. As a result, you get a system that bears our signature. And with which you have an autonomous response to price pressure and increasing wage costs.



CLEANING IN ITS PUREST FORM

Kärcher cleaning machines are known around the world for their performance, reliability and simple operation. Our Classic machine concept provides sophisticated, detailed solutions, and, thanks to robustness and mobility, is impressive in hard, constant daily operation. Modern efficiency is ensured by the extremely long service life, maximum availability with low service costs, energy-saving operation and concentration on what's important.



WPC 120 UF



BD 50/70 R Classic



BD 80/100 W Bp Classic



KM 120/250 R Bp Classic





B 60/10 C



T 8/1 Classic




HD 18/50-4 Cage Classic



IT'S ALL IN THE DETAIL

For us, progress means making things better for you. Current examples of this are our new high-pressure cleaners, wet and dry vacuum cleaners, vehicle wash systems and scrubber driers. Discover optimised machine shapes that we have customised to your needs, as well as materials that are even more robust. Be inspired by high-quality design elements. Or by innovative accessories and machine components such as the new flexible cable or our unique K!Dry iQ dryer.





A REAL BUNDLE OF ENERGY

Battery technology is a key technology with unlimited potential for the future. As a leading innovator, we recognised this fact early on and developed our own battery systems in which the battery pack, machine and accessories operate as an efficient overall system. This makes our battery packs as robust, powerful and versatile as you would expect from Kärcher. Our lithium-ion technology gives you significantly more efficiency in conjunction with unprecedented user benefits.



**battery
technology**




TRUST HAS TO BE EARNED.

As a professional, you place the highest demands on your machines and equipment; our aim is to meet these demands. But we would not be Kärcher if we were satisfied with that. Because we are also professionals. And because we want to earn your trust. Time and again. That is why we do more. And you get more. More functionality and efficiency. More solutions and innovative services. More certifications and more sustainability. And with that – simply more success.

Our success as a company has always been inextricably linked to Alfred Kärcher and the values that he personified and put into practice. With his passion for people. And this will not change in the future.

Thank you for your trust.



THE KÄRCHER SYSTEM.

Kärcher's development into a system provider follows the principle of achieving more together. In the company itself, as with suppliers and particularly with end users, solutions that benefit all parties are sought together. Innovative products and services which are combined to produce an optimised system: the Kärcher System. Crucially, the Kärcher system meets the customer's most important requirements, and ideally all of their requirements.

As a system supplier, Kärcher does not want to offer anything and everything, only what operators need for their individual cleaning system. It is not the available range that is decisive, but the actual demand. It is important to have an answer to all questions relating to performance, efficiency and sustainability. A system that consists of machines, accessories, cleaning agents, services and digital solutions that can be easily integrated into operating procedures and adds value. A system that makes a difference: the Kärcher System.



SUSTAINABILITY IS MORE THAN ENVIRONMENTAL PROTECTION.

Sustainability means conducting business fairly, with a sense of responsibility towards people and the environment. Kärcher has sustainability as a corporate objective and has been practising it for decades: sound finances and reasonable profits, achieved by dealing fairly with people and using resources responsibly.



BLUECOMPETENCE

Alliance Member

Partner of the Engineering Industry Sustainability Initiative



climate neutral
powered by ClimatePartner^o
Operation | ID: 00000-0000-0000

Less is more. And less can do more

The primary aim of Kärcher eco!efficiency is to reduce the consumption of resources and energy with a cleaning performance that is tailored to specific applications. In order to calculate the possible savings in energy and CO₂ emissions over the service life of the machine and render them comparable, these were calculated based on the example of our T 12/1 and T 12/1 eco!efficiency dry vacuum cleaners. TÜV SÜD Industrie Service GmbH verified and confirmed the plausibility of the methodology for calculating greenhouse gas emissions in the utilisation phase of the T 12/1 eco!efficiency machine against benchmarks. Based on this methodology, Kärcher calculated that all T 12/1 eco!efficiency dry vacuum cleaners sold to date will save around 6,000 tonnes of CO₂ emissions throughout their service life. All Kärcher eco!efficiency machines in total will save approximately 2.5 million tonnes of CO₂ emissions.

Work towards a better world: BlueCompetence

Blue is the colour of sustainability, which takes into account cost efficiency, the environment and society. The “BlueCompetence” initiative, supported by the German Engineering Federation (VDMA), includes about 400 companies and organisations with one common goal: to ensure the quality of life on our planet for years to come.

Do more with less energy

The saving on CO₂ emissions of all machines equates to roughly 1.5 million flights from London to New York*. These figures clearly demonstrate how much energy and emissions can be saved by using Kärcher eco!efficiency machines. When it comes to climate protection, less is always more – and achieves more.

* 1.7 tonnes of CO₂ per flight.

Climate-neutral cleaning

We cannot produce anything without emissions. But we can completely offset greenhouse gas (CO₂) emissions in order to neutralise their effects on the environment. And you can also do this for your industry. For a small surcharge, you can offset the CO₂ emissions of your Kärcher cleaning machines so that they are climate-neutral over their entire operating life.

These contributions, both yours and ours, are fully incorporated into a certified climate protection project from ClimatePartner. For example, “Water treatment in Kenya” gives millions of people access to clean drinking water. The use of filter systems for water treatment saves several million tonnes of CO₂ emissions from firewood each year. At the same time, sustainable jobs for several thousand people are created. A project that is useful for everyone, completely transparent and accountable. Your sales advisor can explain how you can benefit from climate-neutral cleaning.

THE FUTURE OF CLEANING IS NOW.

With Connected Cleaning, we are developing a digital product portfolio for you in which all elements work together perfectly. In the first step, we are bringing two great digital products together on a joint platform. Combined in a single piece of software, Kärcher Fleet and Kärcher Manage connect the entire infrastructure of your cleaning fleet and generate effective synergies. Through Connected Cleaning, you get a completely new and transparent information base. Using this, you can make decisions more easily, increase efficiency and thus work more economically.



Table of contents: Connected Cleaning

Kärcher Fleet	Page 28
Kärcher Manage	Page 30



Connected Cleaning






Kärcher Fleet
Fleet management
The professional and forward-looking fleet management solution – Kärcher Fleet – provides an extensive overview of machines and cleaning activities. Kärcher Fleet makes cleaning processes far more transparent and efficient. This results in smooth procedures and attractive cost savings. You can currently use Kärcher Fleet for three product groups: Floor cleaning machines (scrubber driers and sweepers), vehicle wash systems and water dispensers.

Kärcher Manage
Management of manual cleaning
The high-performance management solution for manual cleaning. With Kärcher Manage, we offer you the software solution for the planning, control and quality assurance of your tasks. Easy, fast and precise paperless data acquisition. The benefits are greater transparency and a better result from the outset.

KÄRCHER FLEET FOR FLOOR CLEANING MACHINES

The professional and forward-looking fleet management solution – Kärcher Fleet – gives you an extensive overview of your machines, sites and cleaning activities at all times. Kärcher Fleet makes cleaning processes far more transparent and efficient. This results in smooth procedures and attractive cost savings.



1 More efficient machine use

The principle and uses of Kärcher Fleet are based on machine data that is processed to become useful management information. Machines can be used more efficiently and are available when you need them. The coordination of transport and use at different locations is optimised, saving time and resources. Through monitoring “machine health” and automated alarms, downtime is significantly reduced.

2 Simple planning and control

Fleet operators can view the fleet status at any time to see if machines are operating perfectly and according to schedule, if cleaning times are being observed, if servicing or repairs are needed, and much more. Detailed information is available directly from the overview with just one click. Kärcher Fleet transmits data virtually in real time, allowing the optimisation of fleet utilisation capacities or corrections to be made, if necessary, almost immediately.

3 Complete documentation

Kärcher Fleet allows the preparation of reports at any time through automatic storage and archiving of machine data and fleet information. Prepared reports can be displayed, exported and printed out at the click of a mouse. Information on services provided is therefore available at any time.

4 Immediately ready to use – without installation

Kärcher Fleet provides fleet operators with an extensive overview of all machines in the fleet at all times. This also applies (with restrictions) to machines from other manufacturers. Access to the Kärcher Fleet web portal only requires an Internet connection. The telematics box built into the machine sends all information securely encrypted and with modern transmission standards to a global server cloud. Authorised users can conveniently gain access to all relevant data and evaluations via this cloud. It could not be easier.

AVAILABLE MACHINES AND FUNCTIONS



All machines are configurable upon request. To retrofit any of our machines, please see order no. for Kärcher Fleet retrofit kit in the table below.

Order no. for Kärcher Fleet retrofit kit			Order no. for Kärcher Fleet retrofit kit		
Fully supported machines	EU / AUS / JPN	USA / CAN	Partly supported machines	EU / AUS / JPN	USA / CAN
BR 45/22 C	2.644-096.0	2.644-106.0	BR 55/40 RS, BD 50/40 RS, BD 60/95 RS, B 90 R, B 140 R, B 250 R (manufactured before 2017)	2.644-102.0	2.644-112.0
B 40 C + W / 60 W / 80 W (with Kärcher bus machine control)	2.644-093.0	2.644-103.0			
B 40 C + W / 60 W / 80 W (with CAN bus machine control)	2.644-094.0	2.644-104.0			
B 100	2.644-113.0	2.644-114.0			
B 120 W	2.644-095.0	2.644-105.0			
B 95 RS	2.644-098.0	2.644-108.0	B 300 R	2.644-101.0	2.644-111.0
BD 50/70 R	2.644-097.0	2.644-107.0	KM 85/50	2.852-532.0	2.852-610.0
B 150 R, B 150 R Adv, B 200 R	2.644-099.0	2.644-109.0	KM 90/60 R, KM 100/100 R, KM 120/150 R, CV 60/2	2.644-102.0	2.644-112.0
B 250 R (manufactured from 2017 onwards)	2.644-100.0	2.644-110.0			
KM 105/100 R, KM 105/110 R, KM 125/130 R	2.852-611.0	2.852-612.0			
KIRA B 50	on request	on request			

Functions	Fully supported machines	Partly supported machines
Inventory management: Overview of fleet, assignment to buildings, operational planning	■	■
Site monitoring: Monitoring of machine locations, theft protection with geofencing (warning when machine leaves assigned area)	■	■
Planning, recording and evaluation of operating hours: Reports about usage times and daily operating hours, active notification in the event of deviations from the schedule	■*	■
Total cost of ownership: Manual recording of invoices and service calls per machine	■	■
Battery information: Charging state of battery, notification of potentially limited capacity based on used charge cycles	■**	
Machine state monitoring: Monitoring of machine state, active notification in the event of malfunctions, automatic detection of machine errors	■	
Remote diagnosis: Remote diagnosis possible by Kärcher customer service, remote read-out of error codes	■	

More Kärcher cleaning machines upon request. Non-Kärcher machines upon request.

* Real-time notifications of deviations from the schedule not available for B 150 R UL, B 200 R UL, KM 105/100 R Bp, KM 105/110 R Bp, KM 125/130 R Bp.
** Notification of potentially limited battery capacity not available for BD 50/70 R, B 150 R UL, B 200 R UL, KM 105/100 R Bp, KM 105/110 R Bp, KM 125/130 R Bp. Not applicable for machines with petrol, diesel or liquid gas fuel (KM 105/100 R D/G/LPG, KM 105/110 R D/G/LPG, KM 125/130 R D/G/LPG).

KÄRCHER FLEET FOR VEHICLE WASH SYSTEMS

Kärcher Fleet gives you a comprehensive overview of all your wash systems at any time. With Kärcher Fleet, you can now efficiently manage even those wash systems located far away without time-consuming on-site visits. Detailed information on the level of capacity utilisation and programme usage make it possible to optimise your offers and avoid fraud. Continuous information about the status of the wash systems will be sent to you in virtually real time, allowing you to react quickly and minimising downtime.



1 Optimal planning and use

Kärcher Fleet measures the level of capacity utilisation of various wash systems: On which days and at what times are the systems being used and how? Recording the use of individual wash programmes allows you to adapt your pricing strategy, e.g. introducing a “happy hour”, and improve your investment planning. An important factor for success is also a better view of the running costs, such as the use of water, electricity and oil. This may require additional counters.

2 Higher availability

Kärcher Fleet informs you practically in real time about any extraordinary circumstances that may arise. The immediate alarm that goes off allows you to react faster when a malfunction occurs. Detailed information about the state of the machine and reasons for failure, i.e. machine faults, allow you to eliminate problems faster. At the same time, the way the system distinguishes between technical and operative faults saves you unnecessary service calls. The possibility of remote diagnosis through our Kärcher customer service guarantees that you can solve problems quickly and efficiently.

3 Fraud protection

Kärcher Fleet minimises the risk of fraud. By comparing the data on the actual use of the machine with your income, you always have the full overview of the use of your systems and, if you need it, evidence of the extent of the losses.

4 Time savings

You can access the Kärcher Fleet web portal at any time from any computer with Internet access. Automated documentation and the possibility of exporting the recorded data into different programmes significantly reduces the time spent on reporting and controlling. And you have to be on site far less often to ensure state and operation of your wash system.

Order no. for Kärcher Fleet retrofit kit

Machine	EU / AUS / JPN	USA / CAN
Klean!Star iQ, Klean!Star, CB 3	2.643-967.0	2.644-090.0
SB MU, SB MB	4.643-016.0	4.643-017.0
SB MC 2	4.643-020.0	4.643-021.0
More Kärcher machines	on request	on request

KÄRCHER FLEET FOR WATER DISPENSERS

Kärcher Fleet for water dispensers simplifies the support of water dispensers at a wide range of sites. You always know which dispensers require your attention. This reduces the time you need to spend on maintenance, minimises possible downtime and maximises user satisfaction.



1 Simpler and better support

Kärcher Fleet will immediately send you a message when the operating status of your water dispenser requires it. This might be a full drip tray, an empty CO₂ bottle, a scheduled filter replacement or a defect. Time-consuming regular on-site checks can be practically dispensed with. Remote access to all important machine data also avoids unnecessary service calls. You will be able to see when the next sanitisation procedure, or next filter replacement, is due at a glance. The higher availability of the water dispenser also ensures that the users are happy.

2 Comprehensive documentation

Kärcher Fleet automatically creates documentation on completed sanitisation procedures. In the inventory list, you can look at all the technical details about each machine, e.g. filter type and equipment.

3 Keeping all costs in sight

Thanks to Kärcher Fleet, you know exactly how much each water dispenser costs. You will receive a continuous overview of the usage and flow volume of each water dispenser. The additionally possible manual tracking of costs for service calls, spare parts and consumables gives you a full overview of all accrued costs per machine. Together with the reports on the usage of each individual water dispenser, you will have a measurable foundation for the optimal set-up of the machines and the economic planning of new acquisitions.

4 Simple and secure data access

You can access the Kärcher Fleet web portal at any time from any computer with Internet access. You can also subscribe to receiving automatic alerts by e-mail. The data will be transmitted via an in-built SIM card; no Wi-Fi or Internet access is necessary.

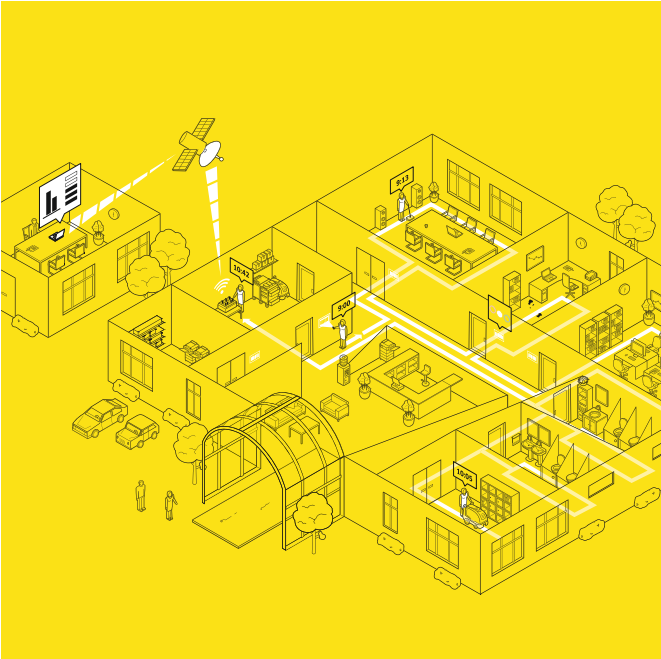
Order no. for Kärcher Fleet Retrofit Kit

Machine	
WPD 100 Adv	2.643-275.0
WPD 200 Adv	2.643-275.0
WPD 600 Adv	2.643-275.0

All water dispensers are configurable upon request.

KÄRCHER MANAGE: SUCCESSFULLY MANAGE YOUR MANUAL CLEANING.

Manage and optimise your manual cleaning processes and operating procedures digitally. With Kärcher Manage, we offer you the software solution for the planning, control and quality assurance of your tasks. All relevant data is transmitted online and then available immediately. Manual cleaning has never been so transparent.



Easily optimise manual cleaning processes.

Kärcher Manage can help you to do this and much more.

- Manage and optimise your manual cleaning processes with Kärcher Manage.
- Electronic data recording instead of manual documentation.
- Recording and mobile transmission of work and cleaning times.
- Simple read-out and charging of the scanners on the Kärcher Manage docking station.
- Measurable quality thanks to specific reports.
- Analysis and reporting of cleaning times.
- Individual barcodes for fast and precise documentation.
- Easy assignment of cleaning personnel to buildings.
- Detailed overview of all performed and outstanding room inspections.
- Damage reports as an additional service for the customer: The barcodes allow you to directly record any defects on site and automatically contact facility management via e-mail.
- Display of additional cleaning activities.
- Generation of reports as Excel or PDF files.



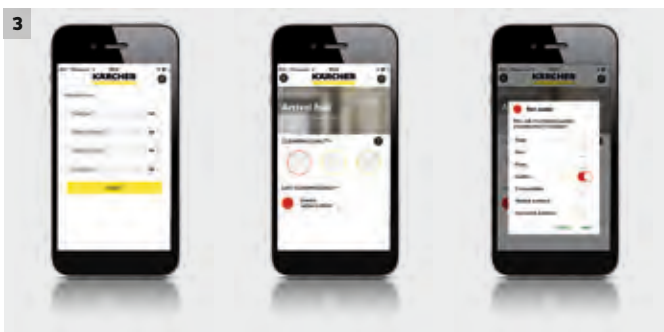
1 Kärcher Manage web portal

- Easy web portal access for facility and branch managers.
- Current status requests on attendance, cleaning activities, working hours, checks and activities.
- Creation of reports and statistics.
- Optimised documentation and information processes.
- Easy facility preparation using barcodes and recording via scanning during cleaning.
- Clearly arranged and intuitive to use interface.
- Management of cleaning personnel and fleet machines on a single platform.
- Management, tracking and coordination of activities.
- Correction and subsequent entry of cleaning data.
- Target/actual comparison of planned and actually completed cleaning activities.



2 Kärcher Manage hardware

- Kärcher Manage docking station: Automatic data transfer and simultaneous recharging of up to 10 USB scanners.
- Integrated telematics unit for the intelligent transmission of recorded scan data so that a PC is not necessary.
- Handy and robust scanners for data recording.
- Smart device for recording in real time and for daily management.



3 Kärcher Manage app

- Efficient quality checks via app by the facility manager.
- Selection of quality criteria.
- View of last quality check, including quality criteria.
- Creation of buildings and rooms.
- Available for Android (from version 4.4) and iOS (from version 8.0).

Order no.	
Machine	
Kärcher Manage docking station	6.682-469.0
Kärcher Manage Barcode Scanner (USB)	6.999-016.0
Power cable with cold-device plug EU / CH / GB / DK / IT	6.640-672.0 / -278.0 / -277.0 / -276.0 / -279.0

YOU MANAGE YOUR BUSINESS.
WE PROVIDE THE SUPPORT.

Things can be much easier when people's talents are combined. Because it is simply more successful to pursue common goals, to complement each other and to learn from one another. You could call it the principle of progress. We call it Kärcher Services. A promise of partnership. Our promise to you.



Table of contents: Kärcher Services

Kärcher Service	Page 34
Kärcher All Brands Service	Page 36
Kärcher Service Packages	Page 38
Kärcher Original Spare Parts	Page 40
Kärcher Financing Solutions	Page 42
Kärcher Rent	Page 43
Kärcher Used	Page 44



1 Competent advice

Kärcher is a global market leader in cleaning technology not least because we always have the right solution for your cleaning problems thanks to continuous further development and innovation. Our friendly and experienced service team only has one objective: to give you fast, practical help. We are here for you if you have any questions, need a problem solved or want information about optimal machine usage. All day, every day.

2 Maintenance and repair

Every machine needs maintenance. And you can't survive without your machines. So we simply combine both in our competent service portfolio. In our global network of certified service partners you have access to 5,000 service engineers who provide fast, reliable on-site service. All necessary tools, spare parts and wear parts. And optimally tailored packages for inspection, maintenance and full service.

3 Training and help

When cleaning you constantly come across new materials that require special cleaning solutions. We keep you up-to-date on cleaning technology with training courses, also in relation to cost-effectiveness, efficiency and environmental protection. In modern training rooms and small training groups so that we can show an interest in every participant and deal with specific issues. Our experienced consultants work with you on cleaning solutions specific to target groups. You become a competent service provider and advisor to your customers.

4 Financing solutions

There are countless options for financing. We work with you to find the optimal solution for you – tailored to the respective cleaning requirement. For example, we offer flexible leasing options, short-term rentals and used machines. The entire service from a single source. Our strength. Your benefit.

You can find more information about our service offer on our website www.kaercher.com

KÄRCHER SERVICE

There is service, and there is our Kärcher Service. We claim to offer the best service in the cleaning industry. We are there for you when you need us. In your company. At your job site. Wherever. And around the clock and worldwide.



Top service is an integral part of the Kärcher system. In our comprehensive global service network experienced engineers guarantee first-class support. We respond quickly and stock all necessary spare parts and tools. Our engineers are well-trained and are also very familiar with your machine. We work with you to develop solutions that are tailored to your individual needs and requirements - from the telephone consultation to training offers through to our comprehensive maintenance offer.



Because something can happen every day we are here for you 365 days a year with all our experience and expertise. Our close-knit sales and service network is spread across 182 countries on all continents. Around 1,000 of our own service engineers are available to assist you in our over 60 subsidiaries. With our service partners you have access to a total of more than 5,000 service engineers worldwide.



For us customer proximity means that we are with you quickly should the worst happen. No matter when and where. Immediately of course in the event of faults or urgent application problems. The extremely quick response time of our service team reduces any downtimes to a minimum. We arrive on time for the agreed appointment for regular service tasks.

KÄRCHER ALL BRANDS SERVICE: SERVICE FOR ALL BRANDS.

Would you like the full service for all machines from a single source, but have machines from manufacturers other than Kärcher in your fleet?
Then use our Kärcher All Brands Service for the repair and servicing of machines from other manufacturers. Just as you would expect from our service: competent, reliable and fast.



Over 1,000 expertly trained service engineers are on hand to help you in 60 countries. Regardless of the machines and brands in your fleet, we will take care of it all. Without any difference and in compliance with all standards. And of course, the prescribed safety inspections are also included. With our Kärcher expertise as a global market leader, we can provide the best possible service for your entire fleet. While you concentrate on your business, we make sure that your machines are working. And you have one contact partner for everything - for maintenance and repairs, for spare and wear parts, for accessories and cleaning agents.

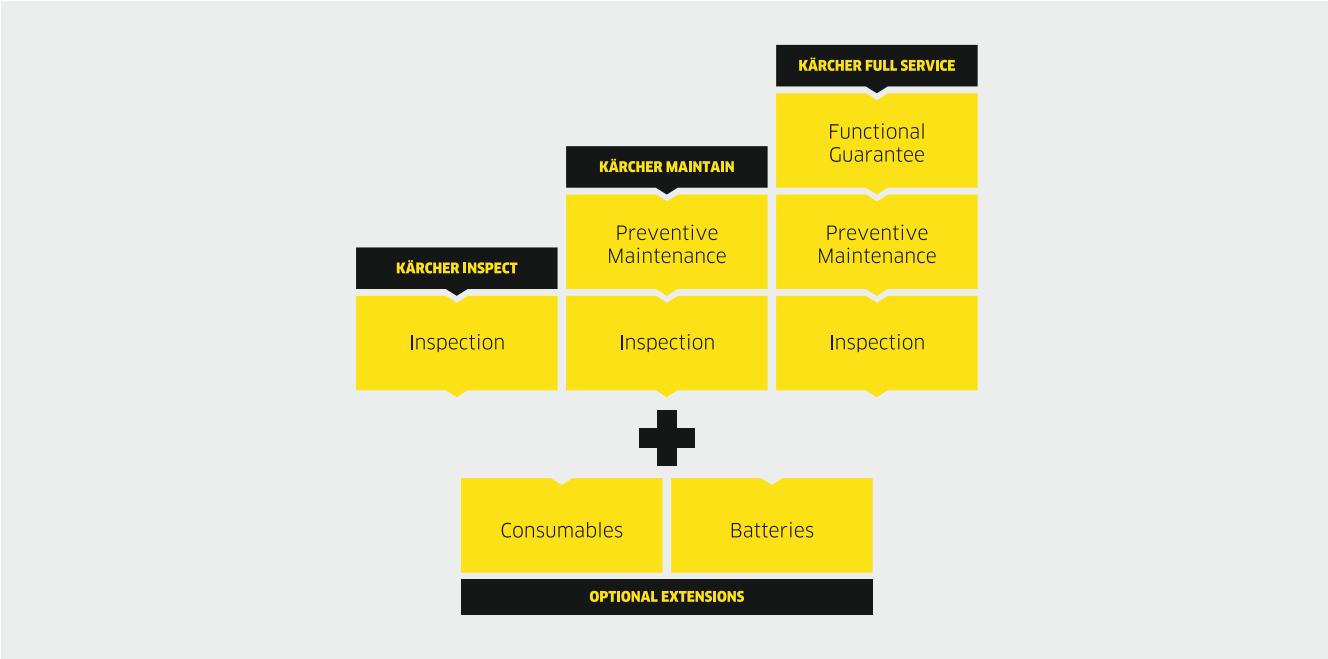


You can also use your Kärcher Service App for all machines and submit service requests 24/7. And if you would like to make full use of the great opportunities of digitisation, we can connect your entire fleet, regardless of the brands. Kärcher Connected Cleaning opens up the world of networked cleaning to you. The Kärcher Fleet and Kärcher Manage modules combine the entire infrastructure of your cleaning fleet on a single platform: manual cleaning activities and machines, operation sites, deployment planning, reporting and services. Available anywhere and at any time online.



KÄRCHER SERVICE PACKAGES: WE GIVE YOU THE AVAILABILITY.

Prevention is always preferable to repair. Preventive measures such as regular and proper inspections and maintenance play a key role in reducing the probability of machine downtime to a minimum.



A service package must fit like a tailored suit. We offer you service packages and services where you can add or adapt modules as required. Entirely in line with your requirements. You decide how much service you want: from the simple inspection within the framework of prescribed safety checks to regular maintenance work through to the fixed full service offer. With our service packages you also know the costs up front because you only pay for what you actually need.

	Kärcher Full Service	Kärcher Maintain	Kärcher Inspect
Features			
Safety inspection incl. inspection tags	■	■	■
Inspection acc. to manufacturer's specifications	■	■	■
Preventive maintenance work	■	■	-
Repair work	■	-	-
Functional guarantee	■	-	-
Replacement machines	□	-	-
Consumables (e.g. brushes or cleaning agents)	□	□	□
Battery (maintenance, repair, replacement)	□	□	□
Order no.	2.888-061.0	2.888-059.0	2.888-058.0
with consumables	-062.0	-060.0	-073.0
with battery service	-078.0	-076.0	-074.0
with consumables and battery service	-079.0	-077.0	-075.0
Price			

■ Included in the scope of supply. □ Optional.



1 Kärcher Inspect

The Kärcher Inspect service package includes regular inspections and statutory safety checks, with inspection tags and inspection reports, showing the condition of the machine.

2 Kärcher Maintain

The Kärcher Maintain service package also includes, in addition to the scope of Kärcher Inspect, the preventive replacement of specific wear parts with Kärcher original spare parts as part of the regular maintenance. This way you minimise downtimes and extend the service life of your machine.

3 Kärcher Full Service

The Kärcher Full Service service package covers all services required for the safe, efficient and reliable operation of the respective machine. You get maximum availability of your machines with full control of the costs at the same time. And you get a functional guarantee from us for your machines. The costs are transparent and fair and can be calculated exactly in advance.

4 Optional service package upgrades

Consumables:

With our extra Consumables package you get all planned consumables throughout the entire term of the contract. There is no need for time-consuming reordering. You define the type and amount of consumables such as cleaning agents, brushes or suction lips and we supply them within the framework of regular inspection and maintenance visits by our service engineers.

Batteries:

The extra Battery package includes the regular preventive maintenance of the battery, increasing its life cycle and reducing the risk of a battery failure. You receive a new battery free of charge in the event of an irreparable failure, as well as after the technically possible life cycle is reached.

KÄRCHER ORIGINAL SPARE PARTS: MAINTAINING THE VALUE OF YOUR MACHINE.

Your decision to go with our cleaning machines has its reasons: innovative technology, great cleaning performance, reliability, robustness, cost-effectiveness, environmental friendliness. And our globally unique Kärcher System of cleaning machines, accessories and coordinated cleaning agents. Kärcher original spare parts are the logical continuation of your decision. They ensure value retention and a consistent cleaning performance at Kärcher level. They make sure that your Kärcher remains a Kärcher.



1 Kärcher quality forever

When it comes down to the performance, reliability and availability of a machine, there is no one who can rival us in quality. The question of whether or not to use original spare parts is as old as the bottom line question. As a result of our wide range of vertical manufacture, the large majority of our spare parts are produced in-house. This guarantees uncompromising Kärcher quality and ensures maximum availability of your machine. A cheap replica spare part made by somebody else can become very expensive in the long term because of increased downtime or reduced performance.

2 Kärcher long-term availability

Like you, we assume that a Kärcher machine will last for a very long time. Accordingly, we keep our original spare parts in stock for an extremely long time. Much longer than required by law. This way, you can be certain that any spare part you require will be available for many years. And that it can be acquired quickly and easily. This is ensured by our efficient logistics service: with our headquarters in Germany and regional centres and infra-structures on all the main continents, any spare part can be with you in the shortest possible time.



1 Your Kärcher remains a Kärcher

The whole is more than the sum of its parts. Our machines are the perfect example. You will experience what makes a Kärcher every time you use yours: from its handling to its cleaning performance and its reliability. So that it stays this way, you should benefit from the perfect interplay between all the parts – through Kärcher original spare parts. After all, a chain is only ever as strong as its weakest link.

3 Always fits perfectly

How often do engineers despair when the spare parts don't fit? Kärcher original spare parts are always guaranteed to be the exact size, to fit accurately and without problems. It is equally important for us to design wear parts in the design phase in such a way that they can be used for repairs. A typical example are the sleeve and excess pressure limiter on high-pressure cleaners, which you can replace individually if they are worn, without having to change the entire cylinder head at once. This means that not only are our original spare parts a perfect fit, your repair costs are ideal too.

2 Safety means no compromises

Every machine and every part of our production process are 100 per cent tested quality. We manufacture in accordance with high technology standards using suitable materials and have a certified quality management system in accordance with ISO 9001. This includes, for example, welding according to the Pressure Equipment Directive, optimised HD hoses with increased abrasion resistance and longer service life as well as continuous monitoring by independent TÜV (German Technical Inspection Authority) experts. We do not compromise on safety. And you should not either.

4 Reliability means efficiency

How efficiently a machine works technically depends on its construction and precision in day-to-day operation, but especially on its reliability and availability. Nothing is more efficient than a machine whose full performance capacity can be utilised without any unforeseen interruptions. We are talking specifically about avoiding complications such as disruptions, downtime or loss of performance. Kärcher original spare parts guarantee ideal effectiveness as a result of precision, for example with twist spacings on heating coils and sustainable compliance with environmental standards in operations. A vacuum cleaner can cause major problems too if it fails to comply with its dust class because of a faulty filter.

KÄRCHER FINANCING SOLUTIONS: EXACTLY THE FINANCING YOU NEED.

In cooperation with well-known leasing partners we offer a variety of different financing solutions. Tailored to your individual requirements, we specifically find the financing that you need. Irrespective of which model you decide on, our financing solutions offer you many benefits.



No capital tie-up

You do not have to use any of your own capital for your new Kärcher equipment that you need for financing your operating resources. This extends your entrepreneurial scope. You pay low monthly instalments and have complete control of the costs.

The bank does not come into play

Invest without a bank loan, this is a good feeling and takes the pressure off you. Your collateral is available for other financing projects.

Everything from a single source

We supply you with the right machine for your cleaning tasks. We also look after the optimal financing, which can be ideally combined with our Kärcher service packages. You can concentrate on your core business.

Current machine fleet

At the end of the leasing contract you can return your machine and conclude a new contract. In this way your machine fleet is continuously renewed without huge investments.

Less administration costs

You receive a monthly invoice and can simply return the machine at the end of the contract. This reduces your administration costs and you don't have to think about the subsequent use of your machine.

Kärcher financing solutions
No capital tie-up
Bank-independent financing
Everything from a single source
Current machine fleet
Less administration costs

KÄRCHER RENT: WE PROVIDE THE FLEXIBILITY.

Whether you rent or buy a Kärcher machine is not relevant. The crucial factor is what you need. And that it makes financial sense for you. With rental equipment you can use sales potential in the short term without tying up capital. Or protect your start-up capital as a founder of a new business. And you can always use a professional machine pool to meet changing requirements.



Our offer

- The optimal solution if you have higher cleaning requirements in the short term or also have to carry out special cleaning tasks at short notice.
- A large selection of professional machines of all sizes and performance classes with compatible accessories.
- Machines that are configured to your seasonal and short-term requirements.
- Thorough briefing and application advice in order to ensure that you can exhaust the full potential of the machine.

Kärcher Rent – Your benefits

- State-of-the-art machine fleet.
- Machines incl. full service are always ready for use.
- You don't have to worry about maintenance and repairs.
- Flexible rental periods: you rent your machines for as long as you actually need them.
- Cost security thanks to attractive fixed rental payments.
- No investment costs.
- The machines you need are available at short notice.
- All machines are optimally serviced, cleaned and maintained according to the Kärcher standard.

KÄRCHER USED: THE BENEFIT OF EXPERIENCE.

You rely on your Kärcher machine every day, even if it has been in use for a few years. Our used machines have also earned the same trust. As has Kärcher Used Equipment GmbH, because we are a wholly owned subsidiary of Alfred Kärcher SE & Co. KG. We are specialised in the professional, cost-oriented refurbishment and worldwide distribution of Kärcher used machines.



1 Ready for a second life

In our complete range you can find the right solution for every one of your cleaning tasks. From the scrubber drier to the high-pressure cleaner and vacuum cleaner. With fast delivery and precisely the service you need. You receive machines from us with a warranty directly from the manufacturer. Because we know the full history, technical condition and particularities of each individual machine that we offer you. Our used machines are maintained exclusively with Kärcher original spare parts according to the Kärcher factory standard and comply with the statutory requirements.

2 Service as new

Experience the same service you associate with new machines. With leasing, full service or any other service option you select, you receive the same services and the same attention that you are accustomed to with your new machine. Just let us know what you need. We will give you an individual consultation and provide you with a free, tailor-made quote.



What makes used equipment so interesting

- Lower investments with faster amortisation.
- High machine availability, even if you do not use it constantly.
- Replacement machine for emergencies or spontaneous need.
- Save money without compromising on quality.
- Guaranteed Kärcher quality.
- Safety through warranty.
- Top price/performance ratio.

Trust from experience

The Kärcher name stands for trust. As a customer of Kärcher Used Equipment, you have unlimited access to the global Kärcher service network and the quick-response Kärcher customer service. Kärcher is Kärcher.



EASIER, FASTER, BETTER: THE NEW ACCESSORIES

We develop products that allow you to clean faster, more conveniently and more successfully. With less effort and therefore less physical strain, for example, or with shorter set-up times to save you lots of time. Current examples of this are our revolutionary EASY!Force high-pressure gun and the unique EASY!Lock quick-release couplings.



EASY!Force high-pressure gun

Effortless, not energy-sapping: the EASY!Force HP trigger gun uses the recoil force of the high-pressure jet to reduce the holding force for the operator to zero. So instead of adopting a tense working posture with your hand firmly closed around the trigger, your fingers can move freely. This prevents discomfort and extends the length of time you can work without stopping. Both the ball and the sealing seat of the valve in the EASY!Force Advanced high-pressure gun are ceramic, which is far harder than any conceivable foreign particle. This means the fully ceramic valve ensures a service life of around five times longer than that of other high-pressure guns.

EASY!Lock quick-release couplings

With our patented EASY!Lock quick-release couplings, attachment and removal are five times faster than conventional screw connections, but equally as long-lasting and robust. The system combines the advantages of a quick coupling with the benefits of a thread, minimising set-up times and therefore significantly increasing convenience – without affecting safety and reliability. Having to interrupt work to look for lost seals is a thing of the past, as are additional spare part costs.



Optimal ergonomics is very EASY!

Working with high-pressure cleaners is extremely physically demanding. This is why ergonomics is so important. Holding the trigger of conventional HP trigger guns for long periods of time very quickly leads to fatigue, pain in your hands and a cramped working posture. This means that more demanding cleaning tasks are barely manageable without regular breaks or even a change of operator. Our EASY!Force technology has now changed this once and for all. Holding force is no longer needed and working with high pressure has never been easier. This has been scientifically confirmed by extensive comparison tests on the ergonomics of high-pressure guns. The University of Kassel certifies our EASY!Force high-pressure gun's outstanding handling properties and reduced physical strain on the user.

This has been validated using the subjective evaluations of test subjects as well as objective data from tracking force, motion and eye movements. The decisive advantage of our EASY!Force technology is that it relieves strain on the fingers, since operating the equipment with the ball of the thumb no longer requires a closed fist. No other high-pressure gun can do this. Relieving strain on the fingers also affects the wrist, elbows, shoulders and even the back. This results in vastly improved ergonomics, making work less tiring, more purposeful and more effective. At the same time, a considerable reduction in strain-related injuries (RSI = repetitive strain injury) can also be expected.



UNBEATABLY VERSATILE – HIGH-PRESSURE CLEANING WITH KÄRCHER

The name Kärcher is synonymous with performance, quality and innovation worldwide. As a pioneer of high-pressure cleaning, today Kärcher is the global market leader and has been continuously optimising the principle of high-pressure cleaning – for more power with lower consumption and a longer service life with shorter cleaning times. And for a product range that meets any demand with its innovative technology and versatility: mobile or stationary, using hot or cold water, with an electric motor or a combustion engine. Not to mention an extensive range of accessories that offers the right solution for every application.



Table of contents: High-pressure cleaners		
Hot water high-pressure cleaners	Page	50
Cold water high-pressure cleaners	Page	74
High-pressure cleaner accessories	Page	118
Stationary high-pressure cleaners	Page	184
Stationary high-pressure cleaner accessories	Page	196
Ultra high-pressure cleaners	Page	206
Ultra high-pressure cleaner accessories	Page	214
Cleaning agents, care agents and disinfection	Page	842



Upright Class

Easy to manoeuvre and transport, Kärcher Upright Class high-pressure cleaners are the right choice for users who need powerful and robust machines with maximum portability for occasional use in various locations.

Super Class

Kärcher Super Class high-pressure cleaners are the right choice for users who have to carry out ongoing cleaning tasks involving large quantities of dirt and stubborn dirt.

Compact Class

Kärcher Compact Class high-pressure cleaners are the right choice for users who need a mobile high-pressure cleaner almost daily in various locations: a machine that is easy to transport despite its high power output.

Middle Class

Kärcher middle class high-pressure cleaners are the right choice for users who require a machine with a large operating radius for daily cleaning of equipment or surfaces – with which they can also clean hard-to-reach places and which takes up little space in the yard or workshop.

Special Class

Kärcher Special Class high-pressure cleaners are the right choice for users whose main requirements are power, safety and hygiene, and who need extremely high pressure for stubborn dirt or large water volumes for two-lance operation.


How to read the machine names:

Model	Flow rate	/	Working pressure	Motor	Class	Drive	Equipment
Example: HD	13	/	12	-4	St		
HD	= Cold water	in l/h 100 × l/h	in MPa / 10 × bar	-2 = 2-pole	P = Portable	G = Gasoline	= Standard equipment
HDS	= Hot water, diesel heated	e.g. 13 = 1300 l/h	e.g. 12 = 120 bar	-4 = 4-pole	U = Upright	B/Be = Gasoline/ electro start	Classic = Basic equipment
HDS-E	= Hot water, electr. heated				C = Compact		Advanced = Higher-level equipment
HG	= Hot water generator				M = Middle	D/De = Diesel/electro start	Edition = Edition machines
HWE	= Hot water generator				S = Super	Gas = Gas	Cage = Robust tubular frame
HDC	= Stat. HP; multiple-lance operation				St = Stationary	Gas LPG = Liquid gas	Tr1 = Trailer, single-axle
							Ex = Explosion-proof
							H = With hot water supply
							F/Food = Food design
							FR Classic = Incl. surface cleaner
							FR Classic = FR Classic
							Plus = Incl. dirt blaster

Model	Tank volume	/	Working pressure	Class	Drive
AP	= Multi-purpose cleaning machine	in l	Working pressure in bar	M = Middle	Ep = Mains operation (corded)

OUR PERFORMANCE PROMISE – WE CAN HANDLE PRESSURE.

We develop and produce our pumps and motors ourselves. In contrast to many of our competitors, our complete production process is kept in-house, and we use only carefully selected, high-quality materials for our products. The performance class of the specific high-pressure unit determines the material selection.



Brass cylinder head

All Kärcher professional machines are fitted with a brass cylinder head as standard. This is designed for strong performance and very long runtimes.



Cleaning agents

Our pumps are designed even for use with aggressive cleaning agents. This means we can guarantee the best cleaning result for every application.



Pistons

We choose the material for our pistons depending on the requirements placed on our machines. In the low pressure range, stainless steel pistons guarantee optimal gliding characteristics and low wear, while ceramic pistons provide the required robustness even at high working pressures.



Quieter

The motor and pump are optimally coordinated to ensure low friction and consequently generate less noise.



Perfect interplay

For each machine we design the perfect combination of high-pressure pump and electric motor. The resulting optimally designed operating point guarantees a long service life and maximum efficiency.

EFFICIENT WITH HIGH PRESSURE. EVEN MORE EFFICIENT WITH HOT WATER

Kärcher high-pressure cleaners have impressive advantages over pressureless cleaning procedures when it comes to efficiency, cleaning results and eco-friendliness. Hot water high-pressure cleaners (HDS) further enhance these advantages considerably when cleaning surfaces that are encrusted with stubborn dirt. Kärcher HDS machines are the superior solution, particularly for cleaning off oils, fats and proteins. Making them just right for you.



Table of contents: Hot water high-pressure cleaners

HDS Super Class	Page 56
HDS Middle Class	Page 58
HDS Compact Class	Page 60
HDS Upright Class	Page 62
HDS trailers	Page 64
HDS Special Class	Page 68
HDS with combustion engine	Page 70
Accessories	Page 118
Cleaning agents	Page 842



1 Advantages of hot water

- BETTER RESULTS

Better cleaning result
Hot water dissolves and emulsifies solidified oils and fats considerably better, making them easy to remove. Hot water is particularly effective in dissolving proteins and fats in the food industry.
- TIME-SAVING

Shorter working time
Hot water loosens dirt much faster, resulting in significant time savings of up to 35 per cent. This means that a variety of cleaning tasks can be performed efficiently and cost-effectively.
- LESS CLEANING AGENT

Use less cleaning agent
Fats, oils, resins, etc. can often be dissolved with just hot water. This means that significantly less cleaning agent needs to be used and, in some cases, it can be dispensed with all together. This protects the environment while saving money and resources.

- GERM REDUCTION

Germ-reducing effect
A significant reduction in germs can be demonstrated after cleaning with hot water. This germ reduction achieved without disinfectant is sufficient for many hygiene requirements.
- SHORTER DRYING TIME

Shorter drying time
Surfaces that are cleaned with hot water can be dried faster using heat, making them ready for further processing more quickly.
- GENTLE ON SURFACES

Surface protection
Delicate surfaces are protected and cleaned equally well but at a lower working pressure.

2 Environmentally friendly cleaning with biodiesel








- BIODIESEL**

All Kärcher hot water high-pressure cleaners can be operated with biodiesel. Biodiesel is produced from renewable resources and is CO₂-neutral. Emissions are significantly reduced because it has better combustion characteristics than conventional diesel. When you use biodiesel, you support environmental protection in a sustainable manner.

3 Weed removal with hot water

- WEED REMOVAL**

Hot water destroys weeds by quickly penetrating down to the roots, killing the plant proteins, causing lasting damage and wiping out the weeds.
 - Environmentally friendly – no herbicides.
 - Gentle on surfaces.
 - Saves time.

	Price	Order no.	Power supply (phases)	Flow rate (l/h)	Working pressure (bar/MPa)	Chassis with integrated fuel tank and cleaning agent tank	Steam stage	Electro start	Integrated hose reel	Soft Damping System (SDS)	4-pole engine (low-speed machine)	Servo Control	EASY!Force Advanced trigger gun	Exhaust gas thermostat	Spray lance, rotatable	Triple nozzle	Power nozzle	Pole reverse plug (3 phases)	Calcification protection	Dry-running protection	Page
HDS Super Class																					
 HDS 13/20-4 S		1.071-927.0	3	600-1300	30-200/3-20	■	■	-	-	■	■	■	■	■	■	-	■	■	■	■	57
HDS 13/20-4 SX		1.071-932.0	3	600-1300	30-200/3-20	■	■	-	-	■	■	■	■	■	■	-	■	■	■	■	57
HDS 12/18-4 S		1.071-914.0	3	600-1200	30-180/3-18	■	■	-	-	■	■	■	■	■	■	-	■	■	■	■	57
HDS 12/18-4 SX		1.071-925.0	3	600-1200	30-180/3-18	■	■	-	-	■	■	■	■	■	■	-	■	■	■	■	57
HDS Middle Class																					
 HDS 10/20-4 M		1.071-900.0	3	500-1000	30-200/3-20	■	■	-	-	■	■	■	■	■	■	-	■	■	■	■	59
HDS 10/20-4 MX		1.071-912.0	3	500-1000	30-200/3-20	■	■	-	-	■	■	■	■	■	■	-	■	■	■	■	59
HDS 9/18-4 M		1.077-911.0	3	450-900	30-180/3-18	■	■	-	-	■	■	■	■	■	■	-	■	■	■	■	59
HDS 9/18-4 MX		1.077-918.0	3	450-900	30-180/3-18	■	■	-	-	■	■	■	■	■	■	-	■	■	■	■	59
HDS 8/18-4 M		1.077-908.0	3	400-800	30-180/3-18	■	■	-	-	■	■	■	■	■	■	-	■	■	■	■	59
HDS 8/18-4 MX		1.077-910.0	3	400-800	30-180/3-18	■	■	-	-	■	■	■	■	■	■	-	■	■	■	■	59
HDS 7/12-4 M		1.077-900.0	1	350-700	30-120/3-12	■	■	-	-	■	■	-	■	■	■	-	■	■	-	■	59
HDS 7/12-4 MX		1.077-906.0	1	350-700	30-120/3-12	■	■	-	-	■	■	-	■	■	■	-	■	■	-	■	59
HDS Compact Class																					
HDS 8/18-4 C		1.174-900.0	3	300-800	30-180/3-18	■	■	-	-	■	■	■	■	■	■	-	■	■	■	■	61
HDS 8/18-4 CX		1.174-906.0	3	300-800	30-180/3-18	■	■	-	-	■	■	■	■	■	■	-	■	■	■	■	61
HDS 8/17 C		1.174-911.0	3	290-760	30-170/3-17	■	■	-	-	■	■	-	■	■	■	-	■	■	■	■	61
HDS 8/17 CX		1.174-915.0	3	290-760	30-170/3-17	■	■	-	-	■	■	-	■	■	■	-	■	■	■	■	61
HDS 7/16 C		1.173-900.0	3	270-660	30-160/3-16	■	■	-	-	■	■	-	■	■	■	-	■	■	■	■	61
HDS 7/16 CX		1.173-904.0	3	270-660	30-160/3-16	■	■	-	-	■	■	-	■	■	■	-	■	■	■	■	61
HDS 6/14-4 C		1.170-900.0	1	240-560	30-140/3-14	■	■	-	-	■	■	■	■	■	■	-	■	■	-	■	61
HDS 6/14-4 CX		1.170-902.0	1	240-560	30-140/3-14	■	■	-	-	■	■	■	■	■	■	-	■	■	-	■	61
HDS 6/14 C		1.169-900.0	1	240-560	30-140/3-14	■	■	-	-	■	■	-	■	■	■	-	■	■	-	■	61
HDS 6/14 CX		1.169-905.0	1	240-560	30-140/3-14	■	■	-	-	■	■	-	■	■	■	-	■	■	-	■	61
HDS 5/12 C		1.272-900.0	1	500	120/12	■	■	-	-	■	■	-	■	■	■	□	-	-	-	-	61
HDS Upright Class																					
 HDS 5/15 U		1.064-912.0	1	450	150/15	-	-	-	-	-	-	-	■	■	■	□	-	-	-	-	63
HDS 5/15 UX		1.064-913.0	1	450	150/15	-	-	-	■	-	-	-	■	■	■	□	-	-	-	-	63
HDS 5/13 U		1.064-908.0	1	500	125/12.5	-	-	-	-	-	-	-	■	■	■	□	-	-	-	-	63
HDS 5/13 UX		1.064-909.0	1	500	125/12.5	-	-	-	■	-	-	-	■	■	■	□	-	-	-	-	63
HDS 5/11 U		1.064-900.0	1	450	110/11	-	-	-	-	-	-	-	■	■	■	□	-	-	-	-	63
HDS 5/11 UX		1.064-901.0	1	450	110/11	-	-	-	■	-	-	-	■	■	■	□	-	-	-	-	63
HDS-Trailers																					
 HDS 9/50 De Tr1		1.524-521.2	-	500-900	150-500/15-50	-	-	■	■	-	-	-	Industry	■	■	-	■	■	■	■	67
HDS 13/35 De Tr1		1.524-521.2	-	650-1300	100-350/10-35	-	-	■	■	-	-	-	Industry	■	■	-	■	■	■	■	67
HDS 17/20 De Tr1		1.524-952.2	-	900-1700	70-200/7-20	-	-	■	■	-	-	-	■	■	■	-	■	■	■	■	67
HDS 13/20 De Tr1		1.524-952.2	-	900-1300	50-200/5-20	-	-	■	■	-	-	-	■	■	■	-	■	■	■	■	67
HDS Special Class																					
 HDS 2000 Super		1.071-934.0	3	800-1850	30-180/3-18	-	■	-	-	■	■	■	■	■	-	■	-	■	■	■	68
HDS-E 8/16-4 M 36 kW		1.030-906.0	3	300-760	30-160/3-16	■	-	-	-	■	■	■	■	■	-	■	-	■	■	■	69
HDS-E 8/16-4 M 24 kW		1.030-904.0	3	300-760	30-160/3-16	■	-	-	-	■	■	■	■	■	-	■	-	■	■	■	69
HDS-E 8/16-4 M 12 kW		1.030-900.0	3	300-760	30-160/3-16	■	-	-	-	■	■	■	■	■	-	■	-	■	■	■	69
HDS with combustion engine																					
 HDS 1000 De		1.811-943.0	-	450-900	40-200/4-20	-	-	■	-	-	-	-	■	■	-	■	-	■	-	■	70
HDS 1000 Be		1.811-942.0	-	450-900	40-210/4-21	-	-	■	-	-	-	-	■	■	-	■	-	■	-	■	70
HDS 801 D		1.210-901.0	-	600	140/14	-	-	-	-	-	-	-	■	-	■	■	□	-	-	-	71
HDS 801 B		1.210-900.0	-	600	140/14	-	-	-	-	-	-	-	■	-	■	■	□	-	-	-	71
HG hot water generator																					
 HG 64		1.030-510.0	1	300-1300	max. 220	-	-	-	-	■	-	-	-	■	-	-	-	-	-	■	73
HG 43		1.030-500.0	1	300-1300	max. 200	-	-	-	-	■	-	-	-	■	-	-	-	-	-	■	73

■ Included in the scope of supply. □ Optional.



1 State-of-the-art burner technology

Hot water high-pressure cleaners from Kärcher undergo continuous further development. Thanks to the highly efficient burner and turbo blower, emissions can be lowered and fuel consumption reduced. The independent European Cleaning Machines Association has certified Kärcher, the world's first provider of hot water high-pressure cleaners, for efficiency and compliance with exhaust gas emissions standards. This guarantees:

- Highly efficient burners.
- Low fuel consumption.
- Low emissions.

2 Long-lasting pump engineering

All the pumps used in Kärcher high-pressure cleaners are manufactured in our own factories by specialists. This guarantees the highest "made by Kärcher" quality. The integrated soft damping hose smooths out hydraulic pressure fluctuations in the system, which guarantees a longer service life for the high-pressure cleaner.



3 Save energy and protect the environment

Kärcher's new hot water machines are the first series of hot water high-pressure cleaners in the world and offer ecoefficiency. Simply set the main switch to ecoefficiency mode and the machine will change to the most economical temperature range (60 °C) while maintaining full water flow. The advantage of this is that the burner cycles are optimised to such an extent that fuel consumption is 20 per cent lower than in full load operation (80 °C).


4 Exemplary portability

Kärcher high-pressure cleaners are always raising the bar when it comes to portability. The HDS ranges of Compact, Middle and Super Class models are constructed using a "jogger" design with large rubber tyre wheels at the rear and castors at the front. The HDS Upright Class applies the tried-and-tested sack truck principle used in cold water machines to hot water machines for the first time. It also features ergonomic push handles and perfect weight distribution - ideal for quick and safe relocation with minimum effort. Transport is facilitated by forklift compatibility, transport eyelets and a tilting aid.

HDS SUPER CLASS

Super class –
top performance for non-stop use

Super class heated high-pressure cleaners offer optimum cleaning performance, easy handling and the latest technology, and are suitable for two-lance operation. Wherever dirt is present.



1 High efficiency

- In ecoefficiency mode the machine operates in the most economical temperature range (60°C) – with full water flow.
- The burner cycles are optimised to reduce fuel consumption by 20% compared to full-load operation.

2 Reliability

- The Soft Damping System (SDS) compensates for vibration and pressure peaks in the high-pressure system.
- Large, easy-to-reach water fine filter for protecting the pump against dirt particles in the water.
- Machine operational data (duration of use and required service intervals) can be retrieved.

3 Maximum efficiency

- Highly efficient, tried-and-tested burner technology.
- Four-pole electric motor with three-piston axial pump.
- Water-cooled motor for a high level of performance and durability.

4 Storage

- Spacious storage compartment, e.g. for cleaning agents, gloves or tools.
- Within easy reach for left-handed/right-handed operators and ideal for two-spray lance operation.

TECHNICAL DATA AND EQUIPMENT

	HDS 13/20-4 S HDS 13/20-4 SX	HDS 12/18-4 S HDS 12/18-4 SX
	■ Dual spray lance operation possible ■ Two detergent tanks ■ Economical ecoefficiency mode	■ Dual spray lance operation possible ■ Two detergent tanks ■ Economical ecoefficiency mode
Technical data		
Current type	Ph / V / Hz	3 / 400 / 50
Connection load	kW	9.3
Flow rate	l/h	600-1300
Working pressure	bar / MPa	30-200 / 3-20
Max. temperature	°C	80 / 155
Weight	kg	188.5 195
Dimensions (L × W × H)	mm	1330 × 750 × 1060
Fuel tank	l	25
Heating oil consumption, full load/ ecoefficiency	kg/h	8.3 / 6.6
Equipment		
Cleaning agent function	20 + 10 l tank	20 + 10 l tank
Spray gun	EASY!Force Advanced	EASY!Force Advanced
High-pressure hose	m	10 20
High-pressure hose type	Long-life	Long-life
Spray lance	mm	1050
Servo Control	■	■
Power nozzle	■	■
Dry-running protection	■	■
Pressure hose reel	- ■	- ■
Order no.	1.071-927.0 -932.0	1.071-914.0 -925.0
Price		
■ Included in the scope of supply.		
Accessories		
Product name	Order no.	Description
Automatic hose reel attachment kit, HDS M/S	2.110-011.0	Complete automatic hose reel attachment kit for HDS middle and super class. Simple installation, removable for transport, all unit functions are available. Offers maximum convenience when winding and unwinding the HP hose. Contains: automatic hose reel, HP hose and all connection parts.
Additional handle for EASY!Lock spray lances	4.321-380.0	Comfortable in every situation – the additional handle is easy to attach to the spray lance of our new EASY!Lock generation and makes work easier by allowing you to adjust your posture to suit the particular task. Regularly changing your posture relieves the strain on your body, making work more relaxed. Thanks to the 360° rotating spray lance, the additional handle can easily be rotated around its axis while working, which makes for greater flexibility.
Hard Surface Cleaner FR 30 Me	2.111-013.0	High-quality, hot water-resistant surface cleaner with stainless steel casing, double ceramic bearing, non-marking steering rollers, integrated suction hose connection for suction of the spray water. Ideal for interior cleaning and use in the food industry. Machine-specific nozzle kit must be ordered separately. Max. 250 bar / 1,300 l/h / 85 °C.
Rotating wash brush for > 800 l/h machines, nylon bristles	4.113-002.0	Powered by the water stream. For gently removing fine dust and grey film from any surface. Temperature resistant up to 60 °C (replaceable brush insert).
Cup foam lance Advanced 042	2.112-018.0	Short, handy foam lance with 1-litre cleaning agent container directly on the lance. Thanks to its compact design, it is ideal for cleaning lorries with foam, for example. Rotary connection EASY!Lock, variable cleaning agent dosage via control directly on the lance, adjustable spray angle.
Telescopic spray lance	4.112-037.0	Can be extended to any length between 1.8 and 5.4 m. For cleaning difficult-to-reach areas (e.g. ceilings, facades). With integrated high-pressure trigger gun and carrier belt.
Quick coupling	2.115-000.0	For quickly switching between various spray lances/accessories. Perfect for the Kärcher spray unit, suitable for the trigger gun/spray lance interface.
Male coupling	2.115-001.0	Hardened stainless steel barb nipple for quick coupling 2.115-000.0
Flame monitoring attachment kit for HDS Middle and Super Class	2.641-796.0	A light sensor monitors the burner flame. The fuel supply is shut off if the flame goes out.
Remote control attachment kit for HDS Middle and Super Class	2.642-157.0	Remote control for the machines of the HDS middle and super class with the functions on/off, hot/cold water and cleaning agent on/off. For wall mounting.
Coin remote control attachment kit for HDS Middle and Super Class	2.642-158.0	Retrofittable coin acceptor for machines in the HDS middle/super class for self-service operation. For installation on the machine.

HDS MIDDLE CLASS

The middle class – consistent high-performance

If efficiency, power, operating comfort and durability are just as important to you as environmental protection: ideal for demanding cleaning tasks – from agriculture to industry.




1 Efficiency

- In ecoefficiency mode the machine operates in the most economical temperature range (60°C) – with full water flow.
- The burner cycles are optimised to reduce fuel consumption by 20% compared to full-load operation.

2 Maximum efficiency

- Highly efficient, tried-and-tested burner technology.
- Four-pole electric motor with three-piston axial pump.
- Water-cooled motor for a high level of performance and durability.



3 Operational safety

- The large, integrated water fine filter reliably protects the high-pressure pump against small dirt particles.
- The integrated exhaust gas thermostat switches off the drive motor if the emission temperature exceeds 300 °C.
- The Soft Damping System (SDS) compensates for vibration and pressure peaks in the high-pressure system.

4 Storage

- Safe and ample storage for protective gear, accessories and cleaning agents.
- Storage hooks for power cable and high-pressure hose.



TECHNICAL DATA AND EQUIPMENT

	HDS 10/20-4 M HDS 10/20-4 MX	HDS 9/18-4 M HDS 9/18-4 MX	HDS 8/18-4 M HDS 8/18-4 MX
	■ Economical ecoefficiency mode ■ Two detergent tanks ■ Three-phase motor: water-cooled	■ Economical ecoefficiency mode ■ Two detergent tanks ■ Three-phase motor: water-cooled	■ Economical ecoefficiency mode ■ Axial pump with turbo blower ■ Three-phase motor: air-cooled

Technical data				
Current type	Ph / V / Hz	3 / 400 / 50	3 / 400 / 50	3 / 400 / 50
Connection load	kW	7.8	6.4	5.5
Flow rate	l/h	500-1000	450-900	400-800
Working pressure	bar / MPa	30-200 / 3-20	30-180 / 3-18	30-180 / 3-18
Max. temperature	°C	80 / 155	80 / 155	80 / 155
Weight	kg	168 172	158.7 164.1	159.3 164.9
Dimensions (L × W × H)	mm	1330 × 750 × 1060	1330 × 750 × 1060	1330 × 750 × 1060
Fuel tank	l	25	25	25
Heating oil consumption, full load/eco	kg/h	6.4 / 5.1	5.8 / 4.6	5.3 / 4.2

Equipment				
Cleaning agent function		20 + 10 l tank	20 + 10 l tank	20 + 10 l tank
Spray gun		EASY!Force Advanced	EASY!Force Advanced	EASY!Force Advanced
High-pressure hose	m	10 20	10 20	10 20
High-pressure hose type		Long-life	Long-life	Long-life
Spray lance	mm	1050	1050	1050
Servo Control		■	■	■
Power nozzle		■	■	■
Dry-running protection		■	■	■
Pressure hose reel		- ■	- ■	- ■
Order no.		1.071-900.0 -912.0	1.077-911.0 -918.0	1.077-908.0 -910.0
Price				

■ Included in the scope of supply.

HDS 7/12-4 M
HDS 7/12-4 MX

	■ Economical ecoefficiency mode ■ Axial pump with turbo blower ■ Two detergent tanks
--	--

Technical data			
Current type	Ph / V / Hz	1 / 230 / 50	
Connection load	kW	3.4	
Flow rate	l/h	350-700	
Working pressure	bar / MPa	30-120 / 3-12	
Max. temperature	°C	80 / 155	
Weight	kg	155.5 161.5	
Dimensions (L × W × H)	mm	1330 × 750 × 1060	
Fuel tank	l	25	
Heating oil consumption, full load/eco	kg/h	4.6 / 3.7	

Equipment			
Cleaning agent function		20 + 10 l tank	
Spray gun		EASY!Force Advanced	
High-pressure hose	m	10 20	
High-pressure hose type		Long-life	
Spray lance	mm	1050	
Servo Control		-	
Power nozzle		■	
Dry-running protection		■	
Pressure hose reel		- ■	
Order no.		1.077-900.0 -906.0	
Price			

■ Included in the scope of supply.

HDS COMPACT CLASS

The compact class – universal all-rounder

Our compact class hot water high-pressure cleaners are true all-rounders. As universal professional machines, they meet virtually all of your individual cleaning needs.



1 Efficiency

- eco!efficiency mode – efficient and environmentally friendly, even when used for prolonged periods.
- Reduces fuel consumption and CO₂ emissions by 20%.
- Accurate cleaning agent dosing unit with clear rinse function.

2 Ease of use

- Intuitive operation thanks to the large single-button selector switch.
- Large tank opening with filling chute.
- Convenient system care bottle can be changed from the outside.

3 Storage

- Lockable accessory compartment for nozzles, tools, etc.
- Storage hooks for power cable and high-pressure hose.
- Integrated lance holder for transport.

4 Reliability

- The Soft Damping System (SDS) compensates for vibration and pressure peaks in the high-pressure system.
- Large water filter protects pump against damage.
- Water softening system protects the heating coil against calcification damage.

TECHNICAL DATA AND EQUIPMENT

		HDS 8/18-4 C HDS 8/18-4 CX	HDS 8/17 C HDS 8/17 CX	HDS 7/16 C HDS 7/16 CX
		■ Economical eco!efficiency mode ■ Intuitive single-button selector switch ■ Four-pole water-cooled electric motor	■ Economical eco!efficiency mode ■ Intuitive single-button selector switch ■ Powerful three-phase motor	■ Economical eco!efficiency mode ■ Intuitive single-button selector switch ■ Powerful three-phase motor
Technical data				
Current type	Ph / V / Hz	3 / 400 / 50	3 / 400 / 50	3 / 400 / 50
Connection load	kW	6	5.7	4.7
Flow rate	l/h	300-800	290-760	270-660
Working pressure	bar / MPa	30-180 / 3-18	30-170 / 3-17	30-160 / 3-16
Max. temperature	°C	80 / 155	max. 80	max. 80
Weight	kg	119.4 122.8	114.4 109.6	105.8 111
Dimensions (L × W × H)	mm	1060 × 650 × 920 1250 × 650 × 920	1060 × 650 × 920 1215 × 650 × 920	1060 × 650 × 920 1215 × 650 × 920
Fuel tank	l	15	15	15
Heating oil consumption, full load/eco!efficiency	kg/h	5 / 4	4.7 / 3.8	4.1 / 3.3
Equipment				
Cleaning agent function		10 l tank	10 l tank	10 l tank
Spray gun		EASY!Force Advanced	EASY!Force Advanced	EASY!Force Advanced
High-pressure hose	m	10 15	10 15	10 15
Spray lance	mm	1050	1050	1050
Servo Control		■	-	-
Power nozzle		■	■	■
Triple nozzle		-	-	-
Pressure hose reel		- ■	- ■	- ■
Order no.		1.174-900.0 -906.0	1.174-911.0 -915.0	1.173-900.0 -904.0
Price				

■ Included in the scope of supply.

		HDS 6/14-4 C HDS 6/14-4 CX	HDS 6/14 C HDS 6/14 CX	HDS 5/12 C
		■ Economical eco!efficiency mode ■ Four-pole water-cooled electric motor	■ Economical eco!efficiency mode ■ Intuitive single-button selector switch ■ Extensive range of standard equipment	■ Economical eco!efficiency mode ■ Intuitive single-button selector switch ■ Entry-level model in the compact class
Technical data				
Current type	Ph / V / Hz	1 / 230 / 50	1 / 230 / 50	1 / 230 / 50
Connection load	kW	3.6	3.6	2.9
Flow rate	l/h	240-560	240-560	500
Working pressure	bar / MPa	30-140 / 3-14	30-140 / 3-14	120 / 12
Max. temperature	°C	80 / 155	max. 80	80
Weight	kg	111 114.4	100 102	92
Dimensions (L × W × H)	mm	1060 × 650 × 920 1215 × 650 × 920	1060 × 650 × 920 1215 × 650 × 920	1060 × 650 × 920
Fuel tank	l	15	15	15
Heating oil consumption, full load/eco!efficiency	kg/h	3.5 / 2.8	3.5 / 2.8	3.2 / 2.6
Equipment				
Cleaning agent function		10 l tank	10 l tank	10 l tank
Spray gun		EASY!Force Advanced	EASY!Force Advanced	EASY!Force Advanced
High-pressure hose	m	10 15	10 15	10
Spray lance	mm	1050	1050	840
Servo Control		■	-	-
Power nozzle		■	■	-
Triple nozzle		-	-	■
Pressure hose reel		- ■	- ■	-
Order no.		1.170-900.0 -902.0	1.169-900.0 -905.0	1.272-900.0
Price				

■ Included in the scope of supply.

HDS UPRIGHT CLASS



The upright class –
for maximum mobility

These high-performance, robust upright machines offer outstanding manoeuvrability, easy transport and intuitive operation. Ideal for tradesmen, commercial use and contract cleaners.

0-1 h

EASY!Force

5x
LIFETIME
FULL CERAMIC
VALVE

1 x 360°
EASY!Lock



1 Innovative upright design

- Effortless transport over landings or stairs.
- Large wheels for unpaved surfaces.



2 Water fine filter

- Efficiently protects high-pressure pump against contamination.
- Easy to remove from outside.



3 Compact design

- Space-saving storage and transport
- Spill-proof pump and fuel tank for flat transport.
- Ideal for small service vehicles.



4 Save time and effort: EASY!Force high-pressure gun and EASY!Lock quick-release couplings.

- Effortless operation at last: the EASY!Force high-pressure gun.
- EASY!Lock quick-release couplings: durable and robust. And five times faster than screws.

TECHNICAL DATA AND EQUIPMENT

		HDS 5/15 U HDS 5/15 UX	HDS 5/13 U HDS 5/13 UX	HDS 5/11 U HDS 5/11 UX
		■ Mobile entry-level model ■ Space-saving upright design ■ Exhaust temperature monitoring	■ Mobile entry-level model ■ Space-saving upright design ■ Exhaust temperature monitoring	■ Mobile entry-level model ■ Space-saving upright design ■ Exhaust temperature monitoring
Technical data				
Current type	Ph / V / Hz	1 / 230 / 50	1 / 230 / 50	1 / 230 / 50
Connection load	kW	2.7	2.6	2.2
Flow rate	l/h	450	500	450
Working pressure	bar / MPa	150 / 15	125 / 12.5	110 / 11
Max. temperature	°C	max. 80	max. 80	max. 80
Weight	kg	71.4 72	65.7 68	61.4 69
Dimensions (L x W x H)	mm	618 x 618 x 994 620 x 620 x 1160	618 x 618 x 994 620 x 620 x 1160	618 x 618 x 994 620 x 620 x 1160
Fuel tank	l	6.5	6.5	6.5
Consumption of heating oil	kg/h	2.4	3.1	2.4
Equipment				
Cleaning agent function		Suction	Suction	Suction
Spray gun		EASY!Force Advanced	EASY!Force Advanced	EASY!Force Advanced
High-pressure hose	m	10 15	10 15	10 15
Spray lance	mm	840	840	840
Servo Control		-	-	-
Triple nozzle		■	■	■
Pressure hose reel		- ■	- ■	- ■
Order no.		1.064-912.0 -913.0	1.064-908.0 -909.0	1.064-900.0 -901.0
Price				

■ Included in the scope of supply.


Accessories			
Product name	Order no.	Description	Price
Additional handle for EASY!Lock spray lances	4.321-380.0	Comfortable in every situation – the additional handle is easy to attach to the spray lance of our new EASY!Lock generation and makes work easier by allowing you to adjust your posture to suit the particular task. Regularly changing your posture relieves the strain on your body, making work more relaxed. Thanks to the 360° rotating spray lance, the additional handle can easily be rotated around its axis while working, which makes for greater flexibility.	
Dirt blaster, large 035	4.114-040.0	Dirt blaster – rotating point jet – 10 times the cleaning performance. Maximum working time thanks to ceramic nozzle/bearing ring. Max. 300 bar / 30 MPa, 85 °C.	
Cup foam lance Advanced 042	2.112-018.0	Short, handy foam lance with 1-litre cleaning agent container directly on the lance. Thanks to its compact design, it is ideal for cleaning lorries with foam, for example. Rotary connection EASY!Lock, variable cleaning agent dosage via control directly on the lance, adjustable spray angle.	
Telescopic spray lance	4.112-037.0	Can be extended to any length between 1.8 and 5.4 m. For cleaning difficult-to-reach areas (e.g. ceilings, facades). With integrated high-pressure trigger gun and carrier belt.	
Quick coupling	2.115-000.0	For quickly switching between various spray lances/accessories. Perfect for the Kärcher spray unit, suitable for the trigger gun/spray lance interface.	
Male coupling	2.115-001.0	Hardened stainless steel barb nipple for quick coupling 2.115-000.0	
Rotating wash brush for < 800 l/h machines, natural bristles	4.113-003.0	Driven by the water stream. For gentle removal of fine dust and grey film on all surfaces. Temperature-resistant up to 60°C (replaceable brush insert).	
Pipe cleaning hose, ID 6, 20 m, max. 250 bar	6.110-008.0	Highly flexible high-pressure hoses for cleaning the inside of pipes (threaded connection for R 1/8" nozzle).	
Push-on wash brush	4.113-001.0	For all surface cleaning tasks. Clamps directly on to the spray lance.	
Hard Surface Cleaner FR 30 Me	2.111-013.0	High-quality, hot water-resistant surface cleaner with stainless steel casing, double ceramic bearing, non-marking steering rollers, integrated suction hose connection for suction of the spray water. Ideal for interior cleaning and use in the food industry. Machine-specific nozzle kit must be ordered separately. Max. 250 bar / 1,300 l/h / 85 °C.	

HDS-TRAILERS



Outstanding mobility and reliability on the road

The range of trailer-based hot water high-pressure cleaners represents extraordinary manoeuvrability and maximum user-friendliness. The reliable machines are efficient in use, making them ideal for municipalities, industry and construction.



1 Maximum efficiency

- Tried-and-tested Kärcher burner technology with maximum efficiency.
- Heat recovery through the use of engine waste heat in hot water operation generates fuel savings of up to 14 per cent.
- Environmentally friendly operation and lower operating costs thanks to the Kärcher eco!efficiency mode.



2 Easy handling

- EASY Operation: the trailer is operated using a central selector switch.
- Two hose reels in the operating area for fast attachment and removal.
- Generous storage space: protective gear, accessories and cleaning agents are always ready to hand and safely stored.



3 Independent of power and water supply

- Large 500-litre water tank for up to 30 minutes of cleaning at full power.
- 100-litre diesel tank – ideal for long periods of use.
- Yanmar diesel engine rated at 19 kW.



4 Custom machine configuration

- Thanks to custom configuration options, the trailer can be put together according to the customer's specific requirements.
- Skid and Cab versions available, for example for transporting on truck loading platforms.
- Available with or without a diesel particle filter and spark arrestor.

CONFIGURATION OPTIONS

Different performance classes:

HDS 9/50	HDS 13/35	HDS 17/20	HDS 13/20
500 bar	350 bar	200 bar	200 bar
900 l/h	1300 l/h	1700 l/h	1300 l/h
With optional automatic pressure relief	With optional automatic pressure relief	With optional preparation for two-spray lance operation	
Accessories package			
30-metre high-pressure hose			Hose reel
Power nozzle			High-pressure hose reel
Spray gun			Water inlet hose reel
Spray lance			



Mobility:



Skid
Stationary frame with forklift pockets
Without water tank
Without cover



Cab
Stationary frame with forklift pockets
Integrated 500-litre water tank
With cover



Trailer
On the chassis
Integrated 500-litre water tank
With cover
With optional shock absorbers

Emission regulations

The Yanmar diesel engines on Kärcher HDS trailers already meet the strict EU STAGE V emission regulations.

Water softening system

The automatic dosing of the PressurePro Machine Protector RM 110 protects the heating coil from calcification. This guarantees that the burner will have a long service life.

Heat recovery

An additional heat exchanger uses the waste heat from the engine to heat the water. This saves up to 14 per cent on fuel costs in hot water operation.

Antifreeze system

Thanks to the intelligent antifreeze system, the machine is extremely easy to prepare for the winter.

A WIDE RANGE OF APPLICATIONS

A huge range of applications can be covered thanks to the custom configuration options. Here are just a few examples of how our new trailers impress with their flexibility and reliability.



1 Facade cleaning

- For example, removal of environmental pollution from car exhaust fumes, paraffins/oily deposits, calcium/soot/organic deposits such as moss, etc.
- Cleaning prior to facade renovation.
- Cleaning of churches, historical buildings, commercial buildings, residential buildings owned by housing associations, industrial buildings, noise-insulating walls, etc.

2 Construction machines and other equipment

- Cleaning of construction machines, in particular the removal of stubborn concrete or mortar residues.
- Cleaning of planking and scaffolding.

3 Public places and buildings

- Removal of oil stains/oil smears, chewing gum, organic growth, mud deposits and much more.
- Cleaning of car parks, bus stops, swimming pools, underground car parks (ceiling, walls and floor), pavements and patios.
- Weed removal with hot water in combination with a weed remover.

4 Traffic routes, railway stations and bridges

- Cleaning in railway stations, such as on platforms, underpasses and stairways.
- Cleaning of bridges as part of renovation work.
- Tunnels, roads and public spaces.

TECHNICAL DATA AND EQUIPMENT

On the 200-bar machines, the pressure and water volume can be regulated on the lance itself thanks to Servo Control. The machines that generate 350 or 500 bar feature speed-dependent pressure and water flow regulation. The 200-bar machines are also equipped with a cleaning agent dosing unit.



	HDS 9/50 De	HDS 13/35 De	HDS 17/20 De	HDS 13/20 De
	■ Speed reduction ■ Speed control ■ As a trailer or stationary	■ Speed reduction ■ Speed control ■ As a trailer or stationary	■ Speed reduction ■ Cleaning agent dosing unit ■ Servo Control	■ Speed reduction ■ Cleaning agent dosing unit ■ Servo Control
Technical data				
Engine manufacturer	Yanmar	Yanmar	Yanmar	Yanmar
Fuel	Diesel	Diesel	Diesel	Diesel
Motor rating	19	19	19	19
Flow rate	500-900	650-1300	900-1700	900-1300
Working pressure	150-500 / 15-50	100-350 / 10-35	70-200 / 7-20	50-200 / 5-20
Max. temperature	85 / 98	85 / 98	80 / 98	85 / 98
Empty weight	950	950	950	950
Dimensions (L x W x H)	3646 x 1747 x 1735	3646 x 1747 x 1735	3646 x 1747 x 1735	3646 x 1747 x 1735
Diesel consumption, full load	9.7	12.4	11.8	11.3
Diesel consumption, eco/efficiency mode	7.5	9.3	9.7	8.2
Equipment				
Spray gun	Industrial trigger gun	Industrial trigger gun	EASY!Force Advanced	EASY!Force Advanced
High-pressure hose	30	30	30	30
Spray lance	700	700	1050	1050
Power nozzle	■	■	■	■
Servo Control	-	-	■	■
Pressure adjustment via speed regulation	■	■	□	□
Order no.	1.524-521.2	1.524-521.2	1.524-952.2	1.524-952.2
Price	■ Included in the scope of supply. □ Optional.			

HDS SPECIAL CLASS

HDS SPECIAL CLASS


The super class – the best machine for day-to-day multiple lance operation

The exhaust-free specialist



Equipped with powerful pumps and efficient burner technology, the super class is used in industry, the construction sector, agriculture and large fleets (e.g. hauliers).

The exhaust-free HDS-E 8/16-4 M with electrical boiler is used where exhaust gases are unwanted or prohibited. Thanks to innovative boiler insulation and Kärcher's ecoefficiency mode, it is easy both on budgets and the environment.



- 1 Duo drive concept

 - 2 fatigue-tested, water-cooled three-phase motors.
 - Delayed start prevents power supply overload.
- 2 Service control

 - Electronic machine monitoring for protection against interference.
 - Operating data logging with LED display of maintenance intervals based on operating hours.



- 1 Particularly high working temperature

 - Large water reservoir (max. 85°C).
 - Up to 58°C in continuous operation under full load or 80°C with Servo Control.
- 2 Save time and effort: EASY!Force high-pressure gun and EASY!Lock quick-release couplings.

 - Effortless operation at last: the EASY!Force high-pressure gun.
 - EASY!Lock quick-release couplings: durable and robust. And five times faster than screws.

HDS 2000 Super

■ 2 powerful pump sets		
■ Electronic service control, with flame monitoring		
■ Cleaning agent dosing can be controlled from the trigger gun		
Technical data		
Current type	Ph / V / Hz	3 / 400 / 50
Connection load	kW	2 × 6.7
Flow rate	l/h	800–1850
Working pressure	bar / MPa	30–180 / 3–18
Max. temperature	°C	80 / 98
Weight	kg	304.7
Dimensions (L × W × H)	mm	1500 × 834 × 1015
Fuel tank	l	25
Heating oil or gas consumption, full load	kg/h	12.3
Equipment		
Cleaning agent function	25 l tank	
Spray gun	EASY!Force Advanced	
High-pressure hose	m	15
Spray lance	mm	1050
Servo Control	■	
Power nozzle	■	
Dry-running protection	■	
Pressure hose reel	-	
Order no.	1.071-934.0	
Price		

■ Included in the scope of supply.

HDS-E 8/16-4 M 36 kW

HDS-E 8/16-4 M 24 kW

HDS-E 8/16-4 M 12 kW

■ Economical ecoefficiency mode		
■ Tilting aid		
■ Two cleaning agent tanks with automatic rinsing		
Technical data		
Current type	Ph / V / Hz	3 / 400 / 50
Connection load	kW	41.5
Flow rate	l/h	300–760
Working pressure	bar / MPa	30–160 / 3–16
Max. temperature	°C	58 / 85
Weight	kg	123.5
Dimensions (L × W × H)	mm	1330 × 750 × 1060
Equipment		
Cleaning agent function	20 + 10 l tank	
Spray gun	EASY!Force Advanced	
High-pressure hose	m	10
Spray lance	mm	1050
Servo Control	■	
Power nozzle	■	
Dry-running protection	■	
Pressure hose reel	-	
Order no.	1.030-906.0	1.030-904.0
Price		

■ Included in the scope of supply.

HDS WITH COMBUSTION ENGINE



Middle class – tireless and professional

High-quality and reliable machine for diverse uses in construction, municipal, agriculture and forestry. Easy to mount on vehicles for space-saving use.



1 Optimum ease of use

- Automatic burner cut-out in case of water shortage and overheating.
- The ergonomically designed spray gun reduces holding and pulling force.

2 Maximum performance

- High-output burner with upright heating coil and detonation-free continuous ignition.
- For removing stubborn encrustations.

	HDS 1000 De	HDS 1000 Be
	<ul style="list-style-type: none">■ Diesel engine with electro start■ EASY!Force■ Professional high-performance hot water machine	<ul style="list-style-type: none">■ Gasoline engine with electro start■ EASY!Force■ Professional high-performance hot water machine
Technical data		
Engine manufacturer	Yanmar	Honda
Motor type	L 100 V / diesel	GX 390 / gasoline
Motor rating	kW / hp	7.4 / 10
Flow rate	l/h	450-900
Working pressure	bar / MPa	40-200 / 4-20
Max. temperature	°C	80 / 98
Weight	kg	188.3
Dimensions (L × W × H)	mm	1100 × 750 × 785
Consumption of heating oil	kg/h	5.6
Equipment		
Spray gun	EASY!Force Advanced	EASY!Force Advanced
High-pressure hose	m	15
Power nozzle	■	■
Spray lance	mm	1050
Servo Control	■	■
Switchable triple nozzle	-	-
Cage frame	■	■
Pressure hose reel	-	-
Order no.	1.811-943.0	1.811-942.0
Price		


■ Included in the scope of supply.

HDS WITH COMBUSTION ENGINE



Compact class – reliable and economical

These entry-level mobile machines feature powerful, economical gasoline and diesel engines and offer useful safety features such as a safety valve against overpressure.



1 Maximum independence

- Efficient four-stroke gasoline or diesel engine with reversing starter.
- The right motor for the right job.

2 For the toughest jobs

- Sturdy tubular steel frame protects all components.
- Crane hook for use in the rental business and in construction, agriculture and forestry.

HDS 801 D			HDS 801 B		
<div><div></div><div><ul style="list-style-type: none">■ Hot water compact unit■ Safety valve protects the unit against overpressure■ Sturdy tubular frame for handling with crane</div></div>			<div><div></div><div><ul style="list-style-type: none">■ Hot water compact unit■ Safety valve protects the unit against overpressure■ Sturdy tubular frame for handling with crane</div></div>		
Technical data					
Engine manufacturer		Lombardini		Honda	
Motor type		15 LD 225 / diesel		GX 160 K1 / gasoline	
Motor rating		kW / hp	3.5 / 4.8		4 / 5.5
Flow rate		l/h	600		600
Working pressure		bar / MPa	140 / 14		140 / 14
Max. temperature		°C	max. 80		max. 80
Weight		kg	130		106.3
Dimensions (L × W × H)		mm	1168 × 862 × 767		1168 × 862 × 767
Consumption of heating oil		kg/h	4.1		4.1
Equipment					
Spray gun		EASY!Force Advanced		EASY!Force Advanced	
High-pressure hose		m	10		10
Power nozzle			–		–
Spray lance		mm	840		840
Servo Control			–		–
Switchable triple nozzle			Manual		Manual
Cage frame			■		■
Pressure hose reel			–		–
Order no.		1.210-901.0		1.210-900.0	
Price					

■ Included in the scope of supply.

HOT WATER GENERATOR



The hot water upgrade for your high-pressure cleaner

Whether it is under high pressure or not, hot water has higher cleaning power than cold water. We recommend an upgrade of the existing cold water high-pressure cleaner with our hot water generator for anyone who wants to use this additional benefit. It is connected at the outlet of the high-pressure cleaner and supplies up to 80 °C hot water. Very efficient with low emissions.




1 Durable and robust

- Highly efficient, tried-and-tested “Made in Germany” burner technology.
- Tried-and-tested Kärcher safety technology guarantees optimal protection of the machine and user.
- The sturdy tubular frame provides protection in continuous heavy-duty use.



2 Increased cleaning performance thanks to hot water

- Shorter cleaning times and reduction of labour costs.
- More effective removal of oils, greases and lubricants.
- Germ-killing effect and protection of sensitive surfaces.



3 Especially easy to maintain

- Easy access to all service and maintenance components.
- Integrated fuel filter and removable fuel tank for cleaning.



4 Very easy to use

- Intuitive operation thanks to the large single-button selector switch.
- First-class mobility thanks to large wheels and castor with parking brake.
- Storage possibilities for all accessory parts directly on the machine.

TECHNICAL DATA AND EQUIPMENT

HG 64			HG 43		
<div><div></div><div>■ Very efficient and low-emission burner technology</div><div>■ Robust frame protects even in the toughest working conditions</div></div>			<div><div></div><div>■ Very efficient and low-emission burner technology</div><div>■ Robust frame protects even in the toughest working conditions</div></div>		
Technical data					
Current type	Ph / V / Hz	1 / 220 / 50		1 / 220 / 50	
Heating output	kW	64		43	
Fuel tank	l	20		20	
Consumption of heating oil	kg/h	5.9		3.5	
Max. pressure	bar / MPa	max. 220 / max. 22		max. 200 / max. 20	
Max. temperature	°C	80		80	
Weight	kg	124.2		88.1	
Dimensions (L × W × H)	mm	880 × 680 × 860		880 × 680 × 860	
Equipment					
Spray gun		Standard hot water		Standard hot water	
High-pressure hose	m	10		10	
Spray lance	mm	850		850	
Power nozzle*		-		-	
Soft Damping System (SDS)		■		■	
Order no.		1.030-510.0		1.030-500.0	
Price					

■ Included in the scope of supply.
*You can continue to use existing nozzles when operating your hot water generator with one of our cold water high-pressure cleaners. Otherwise, you can find the appropriate nozzle for every high-pressure cleaner in the table below.

Choosing the right nozzle:

Flow rate of the cold water high-pressure cleaner					
400-700 l/h			700-1300 l/h		
		Nozzle size for HG	Order no.	Nozzle size for HG	Order no.
Nozzle size of the cold water high-pressure cleaner	030	033	2.883-043.0	033	2.883-043.0
	035	036	2.883-821.0	036	2.883-821.0
	040	042	2.883-831.0	042	2.883-831.0
	045	047	2.883-894.0	048	2.883-804.0
	050	054	2.883-927.0	054	2.883-927.0
	055	060	2.883-402.0	060	2.883-402.0
	060	068	2.885-133.0	068	2.885-133.0
	065	072	2.883-926.0	075	2.883-405.0
	070	080	2.883-406.0	085	2.884-953.0
	075	090	2.883-407.0	090	2.883-407.0
	080	100	2.883-408.0	100	2.883-408.0
	085	110	2.883-785.0	110	2.883-785.0
	090	115	2.885-459.0	125	2.885-170.0

COMPACT AND VERSATILE

Ideal for tradesmen, building service providers, small businesses and anyone else who needs to be mobile at work: our handy and powerful cold water high-pressure cleaners. Their rugged design, practical carrying handle and integrated accessory storage guarantee maximum flexibility of use with minimal weight. Kärcher quality on the go.



Table of contents: Cold water high-pressure cleaners

HD Super Class	Page 78	HD Cage Classic	Page 106
HD Middle Class	Page 80	HD Classic with combustion engine	Page 108
HD Compact Class	Page 90	iSolar solar panel cleaner	Page 110
HD Portable Class	Page 92	Water softening	Page 112
HD Trailer	Page 94	Barrel cleaner	Page 113
HD Cage Super Class	Page 96	Weed removal	Page 114
HD Cage Middle Class	Page 97	GS jet gun	Page 116
HD Cage Compact Class	Page 98	Multi-purpose cleaning machine	Page 117
HD Special Class	Page 99	Accessories	Page 118
HD Advanced with combustion engine	Page 102	Cleaning agents	Page 842
HD Classic	Page 104		



1 The right solution for any requirement

The modular design of our new HD middle class series means that we offer not only a standardised solution, but also the choice between different machine concepts depending on your requirements. You can choose between:

- Motor/pump unit (without chassis/wheels, push handle and accessories) for installation in production plants or as a stationary machine for wall mounting.
- Standard machine for mobile use in a range of applications.
- Cage machine in which the pump is protected by a stable metal frame; mobile and stationary versions available.

2 For independent use

Gasoline- or diesel-powered high-pressure cleaners from Kärcher can be used anywhere there is no power supply. If required, water can be siphoned directly from sources such as lakes, making the machines ideal for use in agriculture, construction, or in public sector.








3 Solutions for specific target groups




In addition to the standard range, Kärcher also offers target group-specific cold water high-pressure cleaners that are individually tailored to the requirements of different customers. The HD 10/15-4 Cage Food, for example, is used in the food industry as it boasts high performance values and hot water resistance of up to 85 °C. The high-pressure cleaner is also equipped with specially developed accessories that help satisfy the stringent hygiene regulations.









Hot or cold? Whatever you need




When working with high pressure, the impact pressure is key – perfect for removing non-adhesive soiling and large quantities of dirt such as dust, moss and soil. The advantages of high pressure are:

- Lower acquisition costs.
- No energy costs for hot water generation.
- Fewer components.
- More compact design.
- Cost-effective maintenance and repair.

	Price	Order no.	Power supply (phases)	Flow rate (l/h)	Max. pressure (bar/MPa)	Working pressure (bar/MPa)	Integrated cleaning agent tank (l)	Integrated high-pressure hose reel	Crankshaft pump	Infinitely variable pressure and water flow regulation on the machine	Servo Control	Dirt blaster	Spray gun	Spray lance, rotatable	High-pressure nozzle	Page
HD Super Class																
 HD 17/14-4 S Plus		1.286-915.0	3	650-1700	154 / 15.4	30-140 / 3-14	-	-	-	-	■	■	EASY!Force Advanced	■	Power nozzle	79
HD 17/14-4 SX Plus		1.286-931.0	3	650-1700	154 / 15.4	30-140 / 3-14	-	■	-	-	■	■	EASY!Force Advanced	■	Power nozzle	79
HD 13/18-4 S Plus		1.286-932.0	3	650-1300	198 / 19.8	30-180 / 3-18	6	-	-	-	■	■	EASY!Force Advanced	■	Power nozzle	79
HD 13/18-4 SX Plus		1.286-936.0	3	650-1300	198 / 19.8	30-180 / 3-18	6	■	-	-	■	■	EASY!Force Advanced	■	Power nozzle	79
HD 10/25-4 S / S Plus		1.286-902.0 1.286-913.0	3	500-1000	275 / 27.5	30-250 / 3-25	6	-	-	-	■	□/■	EASY!Force Advanced	■	Power nozzle	79
HD 10/25-4 SX Plus		1.286-927.0	3	500-1000	275 / 27.5	30-250 / 3-25	6	■	-	-	■	■	EASY!Force Advanced	■	Power nozzle	79
HD 10/23-4 S / S Plus		1.286-922.0 1.286-923.0	3	1000	253 / 25.3	230 / 23	6	-	-	-	-	□/■	EASY!Force Advanced	■	Power nozzle	79
HD 10/23-4 SX Plus		1.286-924.0	3	1000	253 / 25.3	230 / 23	6	■	-	-	-	■	EASY!Force Advanced	■	Power nozzle	79
HD Middle Class																
HD 8/18-4 M / M Plus		1.524-970.0 1.524-972.0	3	250-760	230 / 23	30-180 / 3-18	-	-	-	-	■	□/■	EASY!Force	■	Power nozzle	85
HD 8/18-4 MX Plus		1.524-971.0	3	250-760	230 / 23	30-180 / 3-18	-	■	-	-	■	■	EASY!Force	■	Power nozzle	85
HD 7/16-4 M / M Plus		1.524-955.0 1.524-957.0	3	240-700	210 / 21	30-160 / 3-16	-	-	-	-	■	□/■	EASY!Force	■	Power nozzle	85
HD 7/16-4 MX Plus		1.524-956.0	3	240-700	210 / 21	30-160 / 3-16	-	■	-	-	■	■	EASY!Force	■	Power nozzle	85
HD 7/17 M / M Plus		1.151-930.0 1.151-932.0	3	700	220 / 22	170 / 17	-	-	-	-	-	□/■	EASY!Force	■	Power nozzle	85
HD 7/17 MX Plus		1.151-931.0	3	700	220 / 22	170 / 17	-	■	-	-	-	■	EASY!Force	■	Power nozzle	85
HD 7/14-4 M / M Plus		1.524-930.0 1.524-932.0	1	690	190 / 19	140 / 14	-	-	-	-	-	□/■	EASY!Force	■	Power nozzle	85
HD 7/14-4 MX Plus		1.524-931.0	1	690	190 / 19	140 / 14	-	■	-	-	-	-	EASY!Force	■	Power nozzle	85
HD 6/15 M / M Plus		1.150-930.0 1.150-932.0	1	560	200 / 20	150 / 15	-	-	-	-	-	□/■	EASY!Force	■	Power nozzle	85
HD 6/15 MX Plus		1.150-931.0	1	560	200 / 20	150 / 15	-	■	-	-	-	■	EASY!Force	■	Power nozzle	85
HD Middle Class St																
HD 8/18-4 M St		1.524-980.0	3	250-760	230 / 23	30-180 / 3-18	-	-	-	-	-	-	-	-	-	87
HD 7/17 M St		1.151-950.0	3	700	220 / 22	170 / 17	-	-	-	-	-	-	-	-	-	87
HD 6/15 M St		1.150-950.0	1	560	200 / 20	150 / 15	-	-	-	-	-	-	-	-	-	87
HD Middle Class Cage																
HD 8/18-4 M Cage 		1.524-981.0	3	250-760	230 / 23	30-180 / 3-18	-	-	-	-	■	-	EASY!Force	■	Power nozzle	89
HD 7/16-4 M Cage 		1.524-960.0	3	240-700	210 / 21	30-160 / 3-16	-	-	-	-	■	-	EASY!Force	■	Power nozzle	89
HD 7/17 M Cage 		1.151-960.0	3	700	220 / 22	170 / 17	-	-	-	-	-	-	EASY!Force	■	Power nozzle	89
HD 7/14-4 M Cage 		1.524-942.0	1	690	190 / 19	140 / 14	-	-	-	-	-	-	EASY!Force	■	Power nozzle	89
HD 6/15 M Cage 		1.150-970.0	1	560	200 / 20	150 / 15	-	-	-	-	-	-	EASY!Force	■	Power nozzle	89
HD Compact Class																
HD 5/17 C 		1.520-940.0	1	500	200 / 20	170 / 17	-	-	-	-	-	□	EASY!Force	■	Triple nozzle	91
HD 5/17 C Plus		1.520-941.0	1	500	200 / 20	170 / 17	-	-	-	-	-	■	EASY!Force	■	Triple nozzle	91
HD 5/17 CX Plus		1.520-942.0	1	500	200 / 20	170 / 17	-	■	-	-	-	■	EASY!Force	■	Triple nozzle	91
HD 6/13 C		1.520-950.0	1	560	190 / 19	130 / 13	-	-	-	-	-	□	EASY!Force	■	Triple nozzle	91
HD 6/13 C Plus		1.520-951.0	1	560	190 / 19	130 / 13	-	-	-	-	-	■	EASY!Force	■	Triple nozzle	91
HD 6/13 CX Plus		1.520-952.0	1	560	190 / 19	130 / 13	-	■	-	-	-	■	EASY!Force	■	Triple nozzle	91
HD 5/15 C		1.520-930.0	1	500	200 / 20	150 / 15	-	-	-	-	-	□	EASY!Force	■	Triple nozzle	91
HD 5/15 C Plus		1.520-931.0	1	500	200 / 20	150 / 15	-	-	-	-	-	■	EASY!Force	■	Triple nozzle	91
HD 5/15 CX Plus		1.520-932.0	1	500	200 / 20	150 / 15	-	■	-	-	-	■	EASY!Force	■	Triple nozzle	91
HD 5/12 C		1.520-900.0	1	500	175 / 17.5	120 / 12	-	-	-	-	-	□	EASY!Force	■	Triple nozzle	91
HD 5/12 C Plus		1.520-901.0	1	500	175 / 17.5	120 / 12	-	-	-	-	-	■	EASY!Force	■	Triple nozzle	91
HD 5/12 CX Plus		1.520-902.0	1	500	175 / 17.5	120 / 12	-	■	-	-	-	■	EASY!Force	■	Triple nozzle	91

 NEW  Included in the scope of supply.  Optional.

	Price	Order no.	Power supply (phases)	Flow rate (l/h)	Max. pressure (bar/MPa)	Working pressure (bar/MPa)	Integrated cleaning agent tank (l)	Integrated high-pressure hose reel	Crankshaft pump	Infinitely variable pressure and water flow regulation on the machine	Servo Control	Dirt blaster	Spray gun	Spray lance, rotatable	High-pressure nozzle	Page
HD Portable Class																
HD 5/11 P		1.520-960.0	1	490	160 / 16	110 / 11	-	-	-	-	-	□	EASY!Force	■	Power nozzle	93
HD 5/11 P Plus		1.520-961.0	1	490	160 / 16	110 / 11	-	-	-	-	-	■	EASY!Force	■	Power nozzle	93
HD-Trailers																
 HD 9/23 De Tr1 		1.524-954.2	-	400-930	250 / 25	40-230 / 4-23	-	□	-	-	■	□	EASY!Force Advanced	■	Power nozzle	95
 HD 9/23 Ge Tr1 		1.524-954.2	-	400-930	250 / 25	40-230 / 4-23	-	□	-	-	■	□	EASY!Force Advanced	■	Power nozzle	95
HD Special Class																
 HD 25/15-4 Cage Plus		1.353-907.0	3	500-2500	190 / 19	30-150 / 3-15	-	-	■	■	■	■	EASY!Force Advanced	■	Power nozzle	96
HD 20/15-4 Cage Plus		1.353-906.0	3	500-2000	190 / 19	30-150 / 3-15	-	-	■	■	■	■	EASY!Force Advanced	■	Power nozzle	96
HD 16/15-4 Cage Plus		1.353-905.0	3	500-1600	190 / 19	30-150 / 3-15	-	-	■	■	■	■	EASY!Force Advanced	■	Power nozzle	96
HD 10/25-4 Cage Plus		1.353-902.0	3	1000	273 / 27.3	250 / 25	-	-	-	-	-	■	EASY!Force Advanced	■	Power nozzle	97
HD 715		1.353-909.0	3	250-700	175 / 17.5	10-150 / 1-15	-	-	-	■	-	□	EASY!Force	■	Triple nozzle	98
HD 10/16-4 Cage Ex		1.353-904.0	3	1000	220 / 22	160 / 16	-	-	■	-	-	□	EASY!Force Ex protection	■	Power nozzle	99
HD 10/15-4 Cage Food		1.353-908.0	3	440-990	175 / 17.5	20-145 / 2-14.5	-	-	-	-	■	□	EASY!Force Food	■	Power nozzle	100
HD 7/10 CXF		1.151-906.0	3	250-700	120 / 12	10-100 / 1-10	-	■	-	-	■	□	EASY!Force Food	■	Triple nozzle	101
HD with combustion engine																
 HD 9/23 De		1.187-907.0	-	400-930	250 / 25	40-230 / 4-23	-	-	-	-	■	□	EASY!Force Advanced	■	Power nozzle	103
HD 9/23 G		1.187-906.0	-	400-930	250 / 25	40-230 / 4-23	-	-	-	-	■	□	EASY!Force Advanced	■	Power nozzle	103
HD 9/21 G		1.187-905.0	-	200-850	230 / 23	10-210 / 1-21	-	-	-	■	-	□	EASY!Force Advanced	■	Power nozzle	103
HD 8/20 G		1.187-904.0	-	200-750	230 / 23	10-200 / 1-20	-	-	-	■	-	□	EASY!Force Advanced	■	Power nozzle	103
 HD 7/15 G		1.187-903.0	-	650	160 / 16	150 / 15	-	-	-	-	-	□	EASY!Force Advanced	■	Power nozzle	103
HD 728 B		1.187-908.0	-	650	160 / 16	150 / 15	-	-	-	-	-	□	EASY!Force Advanced	■	Triple nozzle	103
HD Classic																
 HD 9/20-4 Classic		1.367-308.0	3	520-900	240 / 24	70-200 / 7-20	-	-	■	■	-	□	Standard	-	Power nozzle	105
HD 7/18-4 Classic		1.367-307.0	3	520-700	220 / 22	70-180 / 7-18	-	-	■	■	-	□	Standard	-	Power nozzle	105
HD 6/15-4 Classic		1.367-306.0	1	450-600	190 / 19	70-150 / 7-15	-	-	■	■	-	□	Standard	-	Power nozzle	105
HD 7/11-4 Classic		1.367-305.0	1	520-700	150 / 15	70-110 / 7-11	-	-	■	■	-	□	Standard	-	Power nozzle	105
HD 9/18-4 Cage Classic		1.367-315.0	3	450-900	240 / 24	70-180 / 7-18	-	-	■	■	-	□	Standard	-	Power nozzle	106
HD 7/16-4 Cage Classic		1.353-913.0	3	400-700	220 / 22	70-160 / 7-16	-	-	■	■	-	□	Standard	-	Power nozzle	106
HD 7/11-4 Cage Classic		1.367-318.0	1	520-700	220 / 22	70-110 / 7-11	-	-	■	■	-	□	Standard	-	Power nozzle	106
HD 5/11 Cage Classic		1.520-204.0	1	500	160 / 16	110 / 11	-	-	-	-	-	□	Standard	-	Power nozzle	107
HD 8/23 G Classic		1.187-902.0	-	800	280 / 28	230 / 23	-	-	■	-	-	□	EASY!Force	■	Power nozzle	109
HD 7/20 G Classic		1.187-901.0	-	700	250 / 25	200 / 20	-	-	■	-	-	□	EASY!Force	■	Power nozzle	109
HD 6/15 G Classic		1.187-900.0	-	600	200 / 20	150 / 15	-	-	■	-	-	□	EASY!Force	■	Power nozzle	109

 NEW  Included in the scope of supply.  Optional.

HD SUPER CLASS



Super class – perfect for tough jobs in non-stop use

Where vast amounts of dirt accumulate every day, reliable Kärcher Super class models provide indispensable services. Ideal for use in the construction, agricultural and forestry sectors as well as industry and municipal facilities.

3-4 h

SERVO CONTROL

EASY!Force

ANTI!Twist

5x
LIFETIME
FULL CERAMIC
VALVE



1 Save time and effort: EASY!Force high-pressure gun and EASY!Lock quick-release couplings.

- Effortless operation at last: the EASY!Force high-pressure gun.
- EASY!Lock quick-release couplings: durable and robust. And five times faster than screws.



2 Proven Kärcher quality

- 4-pole water-cooled electric motor.
- Robust brass cylinder head and ceramic piston.
- Reinforced, unbreakable plastic chassis.



3 For increased safety

- Integrated electronics system for machine monitoring.
- Automatic switch-off in case of low voltage range or overvoltage.
- Switches off in case of leaks or phase failure.



4 Outstanding mobility

- Large rubber wheels for negotiating uneven surfaces, stairs and landings.
- Proven sack truck principle for easy, ergonomic transport.

TECHNICAL DATA AND EQUIPMENT

		HD 17/14-4 S Plus HD 17/14-4 SX Plus	HD 13/18-4 S Plus HD 13/18-4 SX Plus	HD 10/25-4 S HD 10/25-4 S Plus HD 10/25-4 SX Plus
		■ Save time and effort: EASY!Force high-pressure gun and EASY!Lock quick-release couplings. ■ Water-cooled three-phase motor ■ Outstanding flushing action	■ Save time and effort: EASY!Force high-pressure gun and EASY!Lock quick-release couplings. ■ Water-cooled three-phase motor ■ Outstanding flushing action	■ Save time and effort: EASY!Force high-pressure gun and EASY!Lock quick-release couplings. ■ Water-cooled three-phase motor ■ Maximum impact pressure for stubborn dirt
Technical data				
Current type	Ph / V / Hz	3 / 400 / 50	3 / 400 / 50	3 / 400 / 50
Connection load	kW	9.4	9.2	9.2
Flow rate	l/h	650-1700	650-1300	500-1000
Working pressure	bar / MPa	30-140 / 3-14	30-180 / 3-18	30-250 / 3-25
Max. pressure	bar / MPa	154 / 15.4	198 / 19.8	275 / 27.5
Max. inlet temperature	°C	60	60	60
Weight	kg	72.2 76	70 73.6	68 68.6 73.8
Dimensions (L × W × H)	mm	560 × 500 × 1090	560 × 500 × 1090	560 × 500 × 1090
Equipment				
Cleaning agent function		6 l tank	6 l tank	6 l tank
Spray gun		EASY!Force Advanced	EASY!Force Advanced	EASY!Force Advanced
High-pressure hose	m	10 15	10 20	10 10 20
High-pressure hose type		Long-life	Long-life	-
Spray lance	mm	1050	1050	1050
Servo Control		■	■	■
Switchable triple nozzle		-	-	-
Power nozzle		■	■	■
Dirt blaster		■	■	- ■ ■
Pressure hose reel		- ■	- ■	- - ■
Order no.		1.286-915.0 -931.0	1.286-932.0 -936.0	1.286-902.0 -913.0 -927.0
Price				
■ Included in the scope of supply.				
HD 10/23-4 S HD 10/23-4 S Plus HD 10/23-4 SX Plus				

- Save time and effort: EASY!Force high-pressure gun and EASY!Lock quick-release couplings.
- Water-cooled three-phase motor
- Features Kärcher power nozzle

Technical data				
Current type	Ph / V / Hz	3 / 400 / 50		
Connection load	kW	7.8		
Flow rate	l/h	1000		
Working pressure	bar / MPa	230 / 23		
Max. pressure	bar / MPa	253 / 25.3		
Max. inlet temperature	°C	60		
Weight	kg	67 67.8 73		
Dimensions (L × W × H)	mm	560 × 500 × 1090		
Equipment				
Cleaning agent function		6 l tank		
Spray gun		EASY!Force Advanced		
High-pressure hose	m	10 10 20		
High-pressure hose type		-		
Spray lance	mm	1050		
Servo Control		-		
Switchable triple nozzle		-		
Power nozzle		■		
Dirt blaster		- ■ ■		
Pressure hose reel		- - ■		
Order no.		1.286-922.0 -923.0 -924.0		
Price				
■ Included in the scope of supply.				

HD MIDDLE CLASS



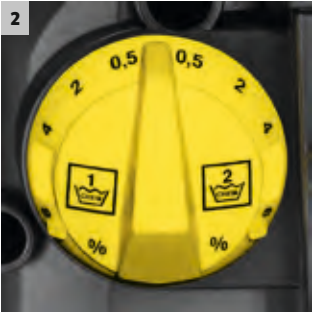
Middle class – excellent features

These Middle class machines are extremely mobile and user-friendly with low-speed four-pole AC or three-phase motors for continuous use.



1 Save time and effort: EASY!Force high-pressure gun and EASY!Lock quick-release couplings.

- Effortless operation at last: the EASY!Force high-pressure gun.
- EASY!Lock quick-release couplings: durable and robust. And five times faster than screws.



2 SwitchChem

- For precise and infinitely variable cleaning agent dosing.
- Two-way dosing valve for switching between different cleaning agents.
- Easy cleaning agent bottle changeover.



3 Powerful and durable

- Air/water-cooled electric motors for intensive use.
- Four-pole low-speed electric motor.



4 Clever features

- Power cord storage at the rear of the unit.
- Integrated lance holder for transport.
- Parking position for working interruptions.

TECHNICAL DATA AND EQUIPMENT

HD 9/20-4 M
HD 9/20-4 M Plus
HD 9/20-4 MX Plus

- Air/water-cooled motor
- Save time and effort: EASY!Force high-pressure gun and EASY!Lock quick-release couplings.
- 3-piston pump with ceramic pistons

Technical data		
Current type	Ph / V / Hz	3 / 400 / 50
Connection load	kW	7
Flow rate	l/h	460-900
Working pressure	bar / MPa	40-200 / 4-20
Max. pressure	bar / MPa	220 / 22
Max. inlet temperature	°C	60
Weight	kg	54.2 54.8 57.6
Dimensions (L x W x H)	mm	554 x 425 x 1000 1000 x 425 x 552 554 x 509 x 1000
Equipment		
Cleaning agent function		2 x 2.5 L
Spray gun		EASY!Force
High-pressure hose	m	10 10 15
Spray lance	mm	1050
Power nozzle		-
Triple nozzle		Manual
Order no.		1.524-924.0 -926.0 -927.0
Price		

■ Included in the scope of supply.

THE HD MIDDLE CLASS: A TAILORED ALL-ROUNDER

Our HD middle class unites the classic strengths of a Kärcher high-pressure cleaner – robustness, power and reliability. The automatic pressure relief mechanism safeguards the pump components to ensure a longer service life, while the large water fine filter protects the pump from contamination. The flow-optimised high-pressure pump reduces pressure loss and increases the cleaning efficiency by up to 20 per cent. Our modular HD middle class cleaners are available as a stationary pump unit, an all-round machine, or in the robust cage design.



The pump unit for stationary use

From the simple and compact stationary machine to integrated high-pressure pumps in production processes – the pump units of our modular high-pressure middle class are distinguished by their reliability and durability. Effectively protected by a robust plastic chassis, they can take on the toughest jobs. The pump unit is mounted directly on the wall using the three-point support on the chassis.

The versatile all-rounder

Reliable, robust and powerful while also being easy to use, flexible and easy to service. Our HD middle class is suitable for both vertical and horizontal operation and provides space for all the accessories, from the surface cleaner to the foam lance. Both the high-pressure pump and the electrics can be accessed quickly and easily.

The robust cage design




Users working in the cleaning and building trades value the cage versions of our high-pressure middle class. The extremely robust tubular steel frames effectively protect the machines against damage in harsh working conditions and during frequent transportation between different locations. The high-pressure pump is additionally protected against damage and soiling by the fully enclosed chassis. All of which helps to keep service costs and downtimes to a minimum.

HD MIDDLE CLASS



The HD middle class:
customised all-rounder

Our middle-class high-pressure cleaners are characterised by their versatile application possibilities. Customers from industry as well as customers from the transport or construction sectors and even from the area of vehicle washes use the powerful, compact and longlife machines.



1 High-quality equipment

- Automatic pressure relief for protecting the components extends their service life.
- Powerful, 4-pole slow-running electric motor.
- High-quality brass cylinder head.



2 Outstanding mobility

- Push handle can be retracted at the push of a button, thus increasing the compactness of the machine and reducing the space requirement.
- Effortless storage in service vehicles.
- Integrated storage options reduce the set-up times.



3 Flexible operation

- Designed for upright and horizontal operation.
- Maximum stability in horizontal operation as the wheels do not touch the ground.



4 Clever accessory storage

- Bracket for fixing the cup foam lance.
- EASY!Lock TR20 allows the power nozzle or a surface cleaner to be stored directly on the machine.
- Practical nozzle compartment for holding the rotary nozzle.

TECHNICAL DATA AND EQUIPMENT

		HD 8/18-4 M HD 8/18-4 M Plus HD 8/18-4 MX Plus	HD 7/16-4 M HD 7/16-4 M Plus HD 7/16-4 MX Plus	HD 7/17 M HD 7/17 M Plus HD 7/17 MX Plus
		■ Robust, 4-pole low-speed three-phase motor ■ Servo Control: variable water and pressure volume regulation direct from the trigger gun. ■ Automatic pressure relief and up to 20 percent higher energy efficiency	■ Robust, 4-pole low-speed three-phase motor ■ Servo Control: variable water and pressure volume regulation direct from the trigger gun. ■ Automatic pressure relief and up to 20 percent higher energy efficiency	■ 3-piston axial pump with hardened stainless steel pistons ■ Save time and effort: EASY!Force high-pressure gun and EASY!Lock quick-release couplings. ■ Automatic pressure relief and up to 20 percent higher energy efficiency
Technical data				
Current type	Ph / V / Hz	3 / 400 / 50	3 / 400 / 50	3 / 400 / 50
Connection load	kW	4.6	4.2	4.2
Flow rate	l/h	380-760	350-700	700
Working pressure	bar / MPa	30-180 / 3-18	30-160 / 3-16	170 / 17
Max. pressure	bar / MPa	270 / 27	240 / 24	255 / 25.5
Max. inlet temperature	°C	60	60	60
Weight	kg	40.3 41 43.4	40 40.9 43	32 31.9 35
Dimensions (L × W × H)	mm	455 × 400 × 700 400 × 455 × 700 455 × 400 × 966	455 × 400 × 700 400 × 455 × 700 455 × 400 × 966	455 × 400 × 700 400 × 455 × 700 455 × 400 × 966
Equipment				
Spray gun		EASY!Force	EASY!Force	EASY!Force
High-pressure hose	m	10 10 15	10 10 15	10 10 15
High-pressure hose type		Premium quality	Premium quality	Premium quality
Spray lance	mm	840	840	840
Servo Control		■	■	-
Power nozzle		■	■	■
Dirt blaster		- ■ ■	- ■ ■	- ■ ■
Pressure hose reel		- - ■	- - ■	- - ■
Order no.		1.524-970.0 -972.0 -971.0	1.524-955.0 -957.0 -956.0	1.151-930.0 -932.0 -931.0
Price				
		■ Included in the scope of supply.		

		HD 7/14-4 M HD 7/14-4 M Plus HD 7/14-4 MX Plus	HD 6/15 M HD 6/15 M Plus HD 6/15 MX Plus
		■ Four-pole, low-speed, robust AC motor ■ Save time and effort: EASY!Force high-pressure gun and EASY!Lock quick-release couplings. ■ Automatic pressure relief and up to 20 percent higher energy efficiency	■ 3-piston axial pump with hardened stainless steel pistons ■ Save time and effort: EASY!Force high-pressure gun and EASY!Lock quick-release couplings. ■ Automatic pressure relief and up to 20 percent higher energy efficiency
Technical data			
Current type	Ph / V / Hz	1 / 230 / 50	1 / 230 / 50
Connection load	kW	3.4	3.1
Flow rate	l/h	700	560
Working pressure	bar / MPa	140 / 14	150 / 15
Max. pressure	bar / MPa	210 / 21	225 / 22.5
Max. inlet temperature	°C	60	60
Weight	kg	38 39 42	30 30 33
Dimensions (L × W × H)	mm	455 × 400 × 700 400 × 455 × 700 455 × 400 × 966	400 × 455 × 700 400 × 455 × 700 455 × 400 × 966
Equipment			
Spray gun		EASY!Force	EASY!Force
High-pressure hose	m	10 10 15	10 10 15
High-pressure hose type		Premium quality	Premium quality
Spray lance	mm	840	840
Servo Control		-	-
Power nozzle		■	■
Dirt blaster		- ■ ■	- ■ ■
Pressure hose reel		- - ■	- - ■
Order no.		1.524-930.0 -932.0 -931.0	1.150-930.0 -932.0 -931.0
Price			
		■ Included in the scope of supply.	

HD MIDDLE CLASS STATIONARY

As reliable and durable as it is simple and compact

Whether it is a solution for integrated high-pressure pumps in production processes or as a simple and compact stationary machine: our pump unit from the modular high-pressure middle-class range knows how to convince with reliability and durability. With effective protection thanks to a robust plastic chassis, it can also be used for tougher applications.



1 High-quality equipment

- Automatic pressure relief for protecting the components extends their service life.
- Powerful, 4-pole slow-running electric motor.
- High-quality brass cylinder head.



2 Flexible operation

- Designed for upright and horizontal operation.



3 Prepared for stationary operation

- Simple and robust 3-point attachment for wall mounting on the rear of unit.
- Space-saving, compact design.
- Robust plastic chassis reliably protects the pump against damage and dirt.



4 Easy servicing

- Easy access to the cylinder head when bottom of machine is opened.
- Fast access to electrical box through simple removal of cover.
- Large, easy-to-reach water fine filter for protecting the pump against dirt particles in the water.

TECHNICAL DATA AND EQUIPMENT

		HD 8/18-4 M St	HD 7/17 M St	HD 6/15 M St
		<ul style="list-style-type: none">■ Robust, 4-pole low-speed three-phase motor■ Pump unit in a robust plastic chassis with three-point support for wall mounting■ Automatic pressure relief and up to 20 percent higher energy efficiency	<ul style="list-style-type: none">■ 3-piston axial pump with hardened stainless steel pistons■ Pump unit in a robust plastic chassis with three-point support for wall mounting■ Automatic pressure relief and up to 20 percent higher energy efficiency	<ul style="list-style-type: none">■ 3-piston axial pump with hardened stainless steel pistons■ Pump unit in a robust plastic chassis with three-point support for wall mounting■ Automatic pressure relief and up to 20 percent higher energy efficiency
Technical data				
Current type	Ph / V / Hz	3 / 400 / 50	3 / 400 / 50	1 / 230 / 50
Connection load	kW	4.6	4.2	3.1
Flow rate	l/h	760	700	560
Working pressure	bar / MPa	30-180 / 3-18	170 / 17	150 / 15
Max. pressure	bar / MPa	270 / 27	255 / 25.5	225 / 22.5
Max. inlet temperature	°C	60	60	60
Weight	kg	36	23.2	20.8
Dimensions (L × W × H)	mm	290 × 300 × 565	290 × 300 × 565	290 × 300 × 565
Equipment				
Spray gun		-	-	-
High-pressure hose		-	-	-
Spray lance		-	-	-
Servo Control		<input type="checkbox"/>	-	-
Power nozzle		-	-	-
Dirt blaster		-	-	-
Pressure hose reel		<input type="checkbox"/>	<input type="checkbox"/>	<input type="checkbox"/>
Foam lance		-	-	-
Order no.		1.524-980.0	1.151-950.0	1.150-950.0
Price				

☐ Available accessories.

HD MIDDLE CLASS CAGE



Cage: The robust protection against damage

Users, for example from the cleaning or building trades, value the cage versions of our modular high-pressure cleaners in the middle class range. The extremely robust tubular steel frames effectively protect the machines against damage during frequent transportation and the numerous, tough applications at constantly changing locations. All of which helps keep service costs and downtimes to a minimum.

NEW

2-3 h

SERVO CONTROL

EASY!Force

1 × 360°
EASY!Lock



1 Durable and robust

- Sturdy tubular steel frame protects all components.
- The tubular steel frame is also suitable for simple fastening and lashing of the machine in the service vehicle.
- Robust plastic chassis reliably protects the pump against damage and dirt.



2 High-quality equipment

- Automatic pressure relief for protecting the components extends their service life.
- Powerful, 4-pole slow-running electric motor.
- High-quality brass cylinder head.



3 Easy servicing

- Easy access to the cylinder head when bottom of machine is opened.
- Fast access to electrical box through simple removal of cover.
- Large, easy-to-reach water fine filter for protecting the pump against dirt particles in the water.



4 Increased energy efficiency

- Newly developed 3-piston axial pump with considerably reduced flow and pressure losses.
- 20 percent increase in cleaning performance and energy efficiency.

TECHNICAL DATA AND EQUIPMENT

		HD 8/18-4 M Cage	HD 7/16-4 M Cage	HD 7/17 M Cage
		<ul style="list-style-type: none">■ Robust, 4-pole low-speed three-phase motor■ Robust, powder-coated tubular steel frame for maximum protection of pump unit■ Automatic pressure relief and up to 20 percent higher energy efficiency	<ul style="list-style-type: none">■ Robust, 4-pole low-speed three-phase motor■ Robust, powder-coated tubular steel frame for maximum protection of pump unit■ Automatic pressure relief and up to 20 percent higher energy efficiency	<ul style="list-style-type: none">■ 3-piston axial pump with hardened stainless steel pistons■ Robust, powder-coated tubular steel frame for maximum protection of pump unit■ Automatic pressure relief and up to 20 percent higher energy efficiency
Technical data				
Current type	Ph / V / Hz	3 / 400 / 50	3 / 400 / 50	3 / 400 / 50
Connection load	kW	4.6	4.2	4.2
Flow rate	l/h	760	350-700	700
Working pressure	bar / MPa	30-180 / 3-18	30-160 / 3-16	170 / 17
Max. pressure	bar / MPa	270 / 27	240 / 24	255 / 25.5
Max. inlet temperature	°C	60	60	60
Weight	kg	45	43	36
Dimensions (L × W × H)	mm	460 × 420 × 970	460 × 420 × 970	460 × 420 × 970
Equipment				
Spray gun		EASY!Force	EASY!Force	EASY!Force
High-pressure hose	m	10	10	10
High-pressure hose type		Premium quality	Premium quality	Premium quality
Spray lance	mm	840	840	840
Servo Control		■	■	-
Power nozzle		■	■	■
Dirt blaster		-	-	-
Pressure hose reel		-	-	-
Foam lance		-	-	-
Order no.		1.524-981.0	1.524-960.0	1.151-960.0
Price				

■ Included in the scope of supply.

		HD 7/14-4 M Cage	HD 6/14-4 M Cage	HD 6/15 M Cage
		<ul style="list-style-type: none">■ Four-pole, low-speed, robust AC motor■ Robust, powder-coated tubular steel frame for maximum protection of pump unit■ Automatic pressure relief and up to 20 percent higher energy efficiency	<ul style="list-style-type: none">■ Four-pole, low-speed, robust AC motor■ Robust, powder-coated tubular steel frame for maximum protection of pump unit■ Automatic pressure relief and up to 20 percent higher energy efficiency	<ul style="list-style-type: none">■ Four-pole, low-speed, robust AC motor■ Robust, powder-coated tubular steel frame for maximum protection of pump unit■ Automatic pressure relief and up to 20 percent higher energy efficiency
Technical data				
Current type	Ph / V / Hz	1 / 230 / 50	1 / 230 / 50	1 / 230 / 50
Connection load	kW	3.1	3.1	3.1
Flow rate	l/h	700	600	560
Working pressure	bar / MPa	140 / 14	160 / 16	150 / 15
Max. pressure	bar / MPa	210 / 21	240 / 24	225 / 25
Max. inlet temperature	°C	60	60	60
Weight	kg	42	42	33
Dimensions (L × W × H)	mm	460 × 420 × 970	460 × 420 × 970	460 × 420 × 970
Equipment				
Spray gun		EASY!Force	EASY!Force	EASY!Force
High-pressure hose	m	10	10	10
High-pressure hose type		Premium quality	Premium quality	Premium quality
Spray lance	mm	840	840	840
Servo Control		-	-	-
Power nozzle		■	■	■
Dirt blaster		-	-	-
Pressure hose reel		-	-	-
Foam lance		-	-	-
Order no.		1.524-942.0	1.524-940.0	1.150-970.0
Price				

■ Included in the scope of supply.

HD COMPACT CLASS



Practical. Everywhere

Light, compact, mobile and versatile. For vertical and horizontal operation. With clever accessory storage and long service life thanks to the brass cylinder head and automatic pressure relief.



- 1 Save time and effort: EASY!Force high-pressure gun and EASY!Lock quick-release couplings.
- Effortless operation at last: the EASY!Force high-pressure gun.
 - EASY!Lock quick-release couplings: durable and robust. And five times faster than screws.



- 2 Mobility
- Integrated carrying handle on the front of the machine enables easy loading and convenient transport.
 - Push handle can be retracted at the push of a button.
 - Compact construction.



- 3 Flexibility
- Vertical and horizontal operation possible.
 - The wheels are not on during horizontal operation. As such, the machine offers maximum stability.
 - Separate park and transport position for the spray unit.



- 4 Quality
- The automatic pressure relief protects the components and extends the service life of the machine.
 - High-quality brass cylinder head.
 - Large, easy-to-reach water fine filter for protecting the pump against dirt particles in the water.

TECHNICAL DATA AND EQUIPMENT

	HD 5/17 C HD 5/17 C Plus HD 5/17 CX Plus	HD 6/13 C HD 6/13 C Plus HD 6/13 CX Plus	HD 5/15 C HD 5/15 C Plus HD 5/15 CX Plus
	<ul style="list-style-type: none">■ Automatic pressure relief■ For horizontal and vertical operation■ Save time and effort: EASY!Force high-pressure gun and EASY!Lock quick-release couplings.	<ul style="list-style-type: none">■ Automatic pressure relief■ For horizontal and vertical operation■ Save time and effort: EASY!Force high-pressure gun and EASY!Lock quick-release couplings.	<ul style="list-style-type: none">■ Automatic pressure relief■ For horizontal and vertical operation■ Save time and effort: EASY!Force high-pressure gun and EASY!Lock quick-release couplings.

Technical data				
Current type	Ph / V / Hz	1 / 230 / 50	1 / 230 / 50	1 / 230 / 50
Connection load	kW	3	2.9	2.8
Flow rate	l/h	480	590	500
Working pressure	bar / MPa	170 / 17	130 / 13	150 / 15
Max. pressure	bar / MPa	200 / 20	190 / 19	200 / 20
Max. inlet temperature	°C	60	60	60
Weight	kg	26 26.2 27.9	25.7 28.8 28.3	25.7 25.7 28.3
Dimensions (L × W × H)	mm	380 × 360 × 930 380 × 360 × 930 380 × 370 × 930	380 × 360 × 930 380 × 360 × 930 380 × 370 × 930	380 × 360 × 930 380 × 360 × 930 380 × 370 × 930

Equipment				
Cleaning agent function		Suction	Suction	Suction
Spray gun		EASY!Force	EASY!Force	EASY!Force
High-pressure hose	m	10 10 15	10 10 15	10 10 15
Spray lance	mm	840	840	840
Servo Control		-	-	-
Switchable triple nozzle		Manual	Manual	Manual
Power nozzle		-	-	-
Dirt blaster		- ■ ■	- ■ ■	- ■ ■
Pressure hose reel		- - ■	- - ■	- - ■
Order no.		1.520-940.0 -941.0 -942.0	1.520-950.0 -951.0 -952.0	1.520-930.0 -931.0 -932.0
Price				

■ Included in the scope of supply.

HD 5/12 C
HD 5/12 C Plus
HD 5/12 CX Plus

- Automatic pressure relief
- For horizontal and vertical operation
- Save time and effort: EASY!Force high-pressure gun and EASY!Lock quick-release couplings.

Technical data				
Current type	Ph / V / Hz	1 / 230 / 50		
Connection load	kW	2.5		
Flow rate	l/h	500		
Working pressure	bar / MPa	120 / 12		
Max. pressure	bar / MPa	175 / 17.5		
Max. inlet temperature	°C	60		
Weight	kg	24.4 24.7 26.1		
Dimensions (L × W × H)	mm	380 × 360 × 930 380 × 360 × 930 380 × 370 × 930		

Equipment				
Cleaning agent function		Suction		
Spray gun		EASY!Force		
High-pressure hose	m	10 10 15		
Spray lance	mm	840		
Servo Control		-		
Switchable triple nozzle		Manual		
Power nozzle		-		
Dirt blaster		- ■ ■		
Pressure hose reel		- - ■		
Order no.		1.520-900.0 -901.0 -902.0		
Price				

■ Included in the scope of supply.

HD PORTABLE CLASS



Maximum performance and minimum space

High-pressure cleaner with compact design and low weight - the best prerequisites for mobile applications. Ideal for tradesmen. With automatic pressure relief.



1 Save time and effort: EASY!Force high-pressure gun and EASY!Lock quick-release couplings.

- Effortless operation at last: the EASY!Force high-pressure gun.
- EASY!Lock quick-release couplings: durable and robust. And five times faster than screws.



2 Excellent mobility

- The integrated carrying handle on the front of the machine enables easy loading and convenient transport.
- Compact construction and low weight.



3 Flexibility

- Vertical and horizontal operation possible.
- Separate park and transport position for the spray unit.
- The machine offers maximum stability in horizontal operation.



4 Quality

- The automatic pressure relief protects the components and extends the service life of the machine.
- High-quality brass cylinder head.

TECHNICAL DATA AND EQUIPMENT

HD 5/11 P
HD 5/11 P Plus

- Automatic pressure relief
- For horizontal and vertical operation
- Save time and effort: EASY!Force high-pressure gun and EASY!Lock quick-release couplings.

Technical data		
Current type	Ph / V / Hz	1 / 230 / 50
Connection load	kW	2.2
Flow rate	l/h	490
Working pressure	bar / MPa	110 / 11
Max. pressure	bar / MPa	160 / 16
Max. inlet temperature	°C	60
Weight	kg	20.6 20.8
Dimensions (L x W x H)	mm	351 x 312 x 904

Equipment		
Spray gun		EASY!Force
High-pressure hose	m	10
Spray lance	mm	840
Servo Control		-
Switchable triple nozzle		-
Power nozzle		■
Dirt blaster		- ■
Pressure hose reel		-
Order no.	1.520-960.0 -961.0	
Price		

■ Included in the scope of supply.

Accessories			
Product name	Order no.	Description	Price
Cup foam lance Advanced 042	2.112-018.0	Short, handy foam lance with 1-litre cleaning agent container directly on the lance. Thanks to its compact design, it is ideal for cleaning lorries with foam, for example. Rotary connection EASY!Lock, variable cleaning agent dosage via control directly on the lance, adjustable spray angle.	
High-pressure hose 2 x EASY!Lock DN 8, 315 bar, 10 m, ANTI!Twist	6.110-031.0	High-pressure hose with EASY!Lock hand screw connection at both ends.	
FR 30 Surface Cleaner	2.111-011.0	Up to 10 times greater area coverage compared with the conventional high-pressure jet. Plastic casing for optimal manoeuvrability, double ceramic bearing for long working times, flexible connection joint for optimal handling and integrated parking position. Machine-specific nozzle kit must be ordered separately. Max. 180 bar / 850 l/h / 60 °C.	
Quick coupling	2.115-000.0	For quickly switching between various spray lances/accessories. Perfect for the Kärcher spray unit, suitable for the trigger gun/spray lance interface.	
Male coupling	2.115-001.0	Hardened stainless steel barb nipple for quick coupling 2.115-000.0	
Pipe cleaning hose, ID 6, 20 m, max. 140 bar	6.110-049.0	Particularly flexible high-pressure hose for pipe interior cleaning (threaded connection for nozzle R 1/8").	
Pipe cleaning dirt blaster D 25 / 040	6.415-944.0	With R-1/8" connection for attachment to pipe cleaning hose. 1 x forward rotary nozzle, 3 x 30° back-wards.	
Rotating wash brush for < 800 l/h machines, nylon bristles	4.113-004.0	Driven by the water jet. For gentle removal of fine dust and grey film on all surfaces. Temperature-resistant up to 60 °C (replaceable brush insert).	
Telescopic spray lance	4.112-037.0	Can be extended to any length between 1.8 and 5.4 m. For cleaning difficult-to-reach areas (e.g. ceilings, facades). With integrated high-pressure trigger gun and carrier belt.	

HD-TRAILERS

HIGH-PRESSURE
CLEANERS



Self-sufficient, mobile and suitable for long periods of work

On new construction sites, for municipal use in parks and inner-city spaces and, of course, for a wide range of requirements from machine rental customers: our highly mobile, trailer-based cold water high-pressure cleaners are the ideal machines in any location where there is no power or water supply. Extremely powerful, independent and with large reserves for long operation time.

NEW


V

stageV ready

3-6 h

CONFIGURABLE

SERVO CONTROL



- 1

Independent of an external power or water supply

 - Powerful Yanmar diesel or Honda gasoline engines (both EU STAGE V) enable independent operation.
 - 1000-litre water tank for at least one hour of work at full performance.
 - Integrated trailer concept for high mobility and maximum independence.
- 2

Easy and comfortable to use

 - Extremely easy to use and therefore ideal for use in machine rental fleets.
 - Convenient equipment details such as engine electro start and high-pressure hose reel.
 - Accessories and fuel canisters, for example, can be kept in the storage compartment in the rear.
- 3

Robust design for harsh working conditions

 - Reliable, tried-and-tested Kärcher high-pressure technology with a long service life.
 - Optional front bracket and plate and rear cover for additional protection of the machine.
 - The integrated antifreeze system enables use all year round.
- 4

Multiple configurations possible

 - Flexible and tailor-made configurations for specific customer requirements.
 - For use on truckbeds or for installation in vehicles a cab version is also available.
 - Upon request, the tanks can also be designed in special colours.

CONFIGURATION OPTIONS

Different engine versions:

HD 9/23 De	HD 9/23 Ge
Yanmar diesel engine	Honda gasoline engine
230 bar	230 bar
930 l/h	930 l/h

- Standard accessory packet
- 15-metre high-pressure hose
 - EASY!Force Advanced spray gun
 - Spray lance
 - Power nozzle

- Premium accessories package
- 30-metre high-pressure hose
 - EASY!Force Advanced spray gun
 - Spray lance
 - Power nozzle
 - Dirt blaster



- Options (ex works)
- High-pressure hose reel
 - Tarpaulin for the rear
 - Protective guard and splashback for front
 - Crane hook
 - 20-litre canister with transport lock
 - Elapsed time counter
 - Shock absorber

Mobility:

Cab	Trailer
Stationary frame with forklift pockets	On the chassis
Integrated 1000-litre water tank	Integrated 1000-litre water tank
	With optional shock absorbers

		HD 9/23 De Tr1	HD 9/23 Ge Tr1
Technical data			
Engine manufacturer		Yanmar	Honda
Motor type		L100 V / diesel	GX 390 / gasoline
Motor rating	kW / hp	7.4 / 10	9.5 / 13
Flow rate	l/h	400-930	400-930
Working pressure	bar / MPa	40-230 / 4-23	40-230 / 4-23
Max. inlet temperature	°C	60	60
Empty weight	kg	500	500
Dimensions (L × W × H)	mm	3560 × 1496 × 1484	3560 × 1496 × 1484
Equipment			
Spray gun		EASY!Force Advanced	EASY!Force Advanced
High-pressure hose	m	15/30	15/30
Spray lance	mm	1050	1050
Servo Control		■	■
Power nozzle		■	■
Order no.		1.524-954.2	1.524-954.2
Price			
■ Included in the scope of supply.			

HD CAGE MIDDLE CLASS

Cage middle class – for really tough jobs



Machine with sturdy frame and crane attachment point for tough jobs on difficult terrain. Ideal for removing stubborn dirt in the construction industry, agriculture, forestry and municipal facilities.



- 1 Powder-coated cage frame.
- Ergonomic handle and hose storage.
- Protection against damage to the machine.

- ## 2 Water fine filter
- Protects high-pressure pump from dirt ingress.
 - Easy to use, easy to clean

<h2>HD 10/25-4 Cage Plus</h2>		
<div><div></div><div><ul style="list-style-type: none">■ With integrated crane attachment point■ Heavy-duty equipment■ Highest pressure in its class</div></div>		
<h3>Technical data</h3>		
Current type	Ph / V / Hz	3 / 400 / 50
Connection load	kW	9.2
Flow rate	l/h	max. 1000
Working pressure	bar / MPa	max. 250 / max. 25
Max. pressure	bar / MPa	273 / 27.3
Max. inlet temperature	°C	60
Weight	kg	57.4
Dimensions (L × W × H)	mm	547 × 543 × 1104
<h3>Equipment</h3>		
Spray gun		EASY!Force Advanced
High-pressure hose	m	10
Spray lance	mm	1050
Servo Control		-
Switchable triple nozzle		-
Power nozzle		■
Dirt blaster		■
Pressure hose reel		-
Order no.	1.353-902.0	
Price		

HD CAGE COMPACT CLASS

HD SPECIAL CLASS

Cage compact class –
can be used everywhere

Cage Ex –
for potentially explosive atmospheres

These special class machines with robust tubular frame are ideal for complex building site use. The integrated handle ensures easy transport on scaffolding and easy loading by crane.

This machine complies with all safety requirements for use in potentially explosive atmospheres. Technical features and accessories are tailored to meet these special requirements.



- 1 Cage frame
- Robust, portable tubular steel frame.
 - Integrated carrying handle and crane hook.

- 2 Wall mounting
- Space-saving storage.
 - Safe storage of machine and accessories.



- 1 Powder-coated cage frame, electrically conductive
- Robust tubular steel frame.
 - With integrated crane hook.

- 2 Explosion-proof equipment
- Conductive rubber tyres.
 - Surface temperature always under 200 °C.

HD 715

HD 10/16-4 Cage Ex

- Specially designed for painters and facade cleaners
- Rotatable stainless steel spray lance
- Infinitely variable pressure regulation

- Explosion protection II 2 G c T3
- Crankshaft pump with ceramic pistons
- 4-pole air-cooled electric motor

Technical data		
Current type	Ph / V / Hz	3 / 400 / 50
Connection load	kW	4.7
Flow rate	l/h	250-700
Working pressure	bar / MPa	10-150 / 1-15
Max. pressure	bar / MPa	175 / 17.5
Max. inlet temperature	°C	60
Weight	kg	32.8
Dimensions (L × W × H)	mm	500 × 310 × 350
Equipment		
Spray gun		EASY!Force
High-pressure hose	m	15
Spray lance	mm	840
Servo Control		-
Switchable triple nozzle		Manual
Power nozzle		-
Dirt blaster		-
Pressure hose reel		-
Order no.		1.353-909.0
Price		

■ Included in the scope of supply.

Technical data		
Current type	Ph / V / Hz	3 / 400 / 50
Connection load	kW	5.5
Flow rate	l/h	1000
Working pressure	bar / MPa	160 / 16
Max. pressure	bar / MPa	220 / 22
Max. inlet temperature	°C	50
Weight	kg	122.6
Dimensions (L × W × H)	mm	980 × 720 × 1100
Equipment		
Spray gun		EASY!Force Ex protection
High-pressure hose	m	10
Spray lance	mm	1050
Servo Control		-
Switchable triple nozzle		-
Power nozzle		■
Dirt blaster		-
Pressure hose reel		-
Order no.		1.353-904.0
Price		


■ Included in the scope of supply.

HD SPECIAL CLASS



Cage Food – for intensive use in the food industry

The high-performance HD 10/15-4 Cage F is resistant to hot water up to 85 °C and ideal for use in the food industry; all components in contact with water are food-grade.



- 1 Complies with the most rigorous hygiene requirements

 - Non-corrosive stainless steel.
 - All parts that come into contact with water are made from special food-grade brass.
- 2 Particularly effective cleaning

 - Advance pressure pump for inlet temperature of up to 85 °C.
 - Approved for RM 734 chlorinated cleaning agent.

HD 10/15-4 Cage Food

- Grease-resistant high-pressure hose
- 2 cleaning agent tanks with rinse function

Technical data		
Current type	Ph / V / Hz	3 / 400 / 50
Connection load	kW	6.4
Flow rate	l/h	440-990
Working pressure	bar / MPa	20-145 / 2-14.5
Max. pressure	bar / MPa	175 / 17.5
Max. inlet temperature	°C	85
Weight	kg	78.4
Dimensions (L × W × H)	mm	650 × 521 × 1100
Equipment		
Spray gun		EASY!Force Food
High-pressure hose	m	10
Spray lance	mm	1050
Servo Control		■
Switchable triple nozzle		-
Power nozzle		■
Dirt blaster		-
Pressure hose reel		-
Order no.		1.353-908.0
Price		

■ Included in the scope of supply.

HD SPECIAL CLASS



Compact food class – for strict hygiene requirements

Cold water high-pressure cleaner for all-purpose use in the sanitary/food industry. This compact machine allows you to regulate pressure and water volume seamlessly.



- 1 Save time and effort: EASY!Force high-pressure gun and EASY!Lock quick-release couplings.

 - Effortless operation at last: the EASY!Force high-pressure gun.
 - EASY!Lock quick-release couplings: durable and robust. And five times faster than screws.
- 2 Hygiene requirements

 - Integrated hose reel with food-grade pressure hose and robust, grey wheels.
 - Water inlet temperature up to 80 °C.

HD 7/10 CXF

- For sanitary/hygiene/food industry
- Grey, non-marking wheels

Technical data		
Current type	Ph / V / Hz	3 / 400 / 50
Connection load	kW	4.5
Flow rate	l/h	250-700
Working pressure	bar / MPa	10-100 / 1-10
Max. pressure	bar / MPa	120 / 12
Max. inlet temperature	°C	80
Weight	kg	33.3
Dimensions (L × W × H)	mm	360 × 375 × 925
Equipment		
Spray gun		EASY!Force Food
High-pressure hose	m	15
Spray lance	mm	840
Servo Control		■
Switchable triple nozzle		Manual
Power nozzle		-
Dirt blaster		-
Pressure hose reel		■
Order no.		1.151-906.0
Price		

■ Included in the scope of supply.

HD ADVANCED WITH COMBUSTION ENGINE



Full power. Anywhere, anytime
- even without power

If you require the highest cleaning performance regardless of power supply, you will always be on the safe side with our robust Advanced range of cold water high-pressure cleaners with combustion engine



1 Maximum independence

- Fitted with reliable Honda or Yanmar engines for use without an external power supply.
- Can suck up water - e.g. from lakes or ponds - and use it for cleaning.



2 Optimum ease of use

- The ergonomic frame concept makes transport on uneven ground easier.
- Storage possibilities for all accessory parts directly on the machine.
- Puncture-proof wheels guarantee permanently high mobility.



3 Highly versatile

- Optional cage frame with eyelets for crane loading reliably protects the machine.
- Hose reel attachment kit for shorter set-up & finishing-off times available as an optional extra.
- Portable version with robust tubular frame specially designed for painters and plasterers (HD 728 B).



4 For the toughest jobs

- Robust basic frame for daily use in tough conditions.
- Large water filter to protect the pump.
- Thermostat valve to protect the pump from overheating in recirculation mode.

TECHNICAL DATA AND EQUIPMENT

	HD 9/23 De	HD 9/23 G	HD 9/21 G
	<div>■ Economical diesel engine with convenient electro start</div> <div>■ Infinitely variable water pressure and water flow regulation with Servo Control on the high-pressure lance</div> <div>■ Automatic speed reduction</div>	<div>■ Infinitely variable water pressure and water flow regulation with Servo Control on the high-pressure lance</div> <div>■ Automatic speed reduction</div> <div>■ Puncture-proof wheels for maximum mobility</div>	<div>■ Robust, powder-coated tubular frame</div> <div>■ Infinitely variable water pressure and water flow regulation on the machine</div> <div>■ Puncture-proof wheels for maximum mobility</div>
Technical data			
Engine manufacturer	Yanmar	Honda	Honda
Motor type	L 100 V/diesel	GX 390/gasoline	GX 340/gasoline
Motor rating	kW / hp	7.4 / 10	9.5 / 13
Flow rate	l/h	400-930	400-930
Working pressure	bar / MPa	40-up to 230 / 4-up to 23	40-up to 230 / 4-up to 23
Max. inlet temperature	°C	60	60
Weight	kg	105.3	63.4
Dimensions (L × W × H)	mm	800 × 700 × 800	870 × 725 × 1170
Equipment			
Spray gun	EASY!Force Advanced	EASY!Force Advanced	EASY!Force Advanced
High-pressure hose	m	15	15
Spray lance	mm	1050	1050
Servo Control	■	■	-
Power nozzle	■	■	■
Switchable triple nozzle	-	-	-
Optional cage frame*	-	-	-
Optional hose reel*	-	-	-
Order no.	1.187-907.0	1.187-906.0	1.187-905.0
Price			

■ Included in the scope of supply. * Available accessories.

	HD 8/20 G	HD 7/15 G	HD 728 B Cage
	<div>■ Robust, powder-coated tubular frame</div> <div>■ Infinitely variable water pressure and water flow regulation on the machine</div> <div>■ Puncture-proof wheels for maximum mobility</div>	<div>■ Robust, powder-coated tubular frame</div> <div>■ Precise cleaning agent dosage</div> <div>■ Puncture-proof wheels for maximum mobility</div>	<div>■ Robust, powder-coated tubular frame</div> <div>■ Portable</div> <div>■ Stainless steel lance</div>
Technical data			
Engine manufacturer	Honda	Honda	Honda
Motor type	GX 270/gasoline	GX 160/gasoline	GX 160/gasoline
Motor rating	kW / hp	6.6 / 9	4 / 5.5
Flow rate	l/h	200-750	650
Working pressure	bar / MPa	10-up to 200 / 1-20	150 / 15
Max. inlet temperature	°C	60	60
Weight	kg	52.2	40.5
Dimensions (L × W × H)	mm	750 × 580 × 555	800 × 620 × 1105
Equipment			
Spray gun	EASY!Force Advanced	EASY!Force Advanced	EASY!Force Advanced
High-pressure hose	m	15	10
Spray lance	mm	840	840
Servo Control	-	-	-
Power nozzle	■	■	-
Switchable triple nozzle	-	-	Manual
Optional cage frame*	-	-	-
Optional hose reel*	-	-	-
Order no.	1.187-904.0	1.187-903.0	1.187-908.0
Price			

■ Included in the scope of supply. * Available accessories.

HD CLASSIC

HIGH-PRESSURE
CLEANERS



Powerhouses through and through

Kärcher Classic high-pressure cleaners feature powerful and reliable crankshaft pumps with ceramic pistons. These innovative, high performance pumps are not only highly efficient, but also impress with excellent reliability and long service intervals thanks to the latest sealing technology.



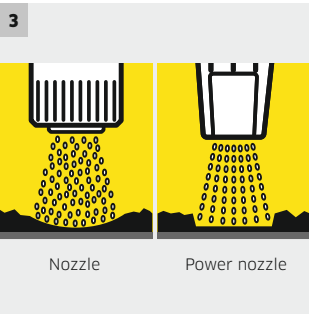
1 Durable and robust

- Extra large crankshafts and connecting rods with robust ball bearings.
- Ceramic pistons for reduced wear and tear.
- High performance sealing packages for longer working times.



2 Especially easy to maintain

- Wide-opening machine cover for easy access to all service and maintenance-relevant components.
- Large water fine filter for optimal protection of the pump.
- Integrated nozzle storage.



3 Improved cleaning performance

- Patented Kärcher power flat jet nozzles: up to 40 percent more impact force than conventional nozzles.
- High area coverage and thorough dirt removal.



TECHNICAL DATA AND EQUIPMENT

HIGH-PRESSURE
CLEANERS

		HD 9/20-4 Classic	HD 7/18-4 Classic	HD 6/15-4 Classic
		■ Durable crankshaft pump with ceramic-coated pistons ■ Large, transparent water filter ■ Infinitely variable pressure regulation	■ Durable crankshaft pump with ceramic-coated pistons ■ Large, transparent water filter ■ Infinitely variable pressure regulation	■ Durable crankshaft pump with ceramic-coated pistons ■ Large, transparent water filter ■ Infinitely variable pressure regulation
Technical data				
Current type	Ph / V / Hz	3 / 400 / 50	3 / 400 / 50	1 / 220-240 / 50
Connection load	kW	6.9	4.9	3.4
Flow rate	l/h	520-900	520-700	450-600
Working pressure	bar / MPa	70-200 / 7-20	70-180 / 7-18	70-150 / 7-15
Max. pressure	bar	240	220	190
Max. inlet temperature	°C	60	60	60
Weight	kg	56	56	52
Dimensions (L × W × H)	mm	709 × 469 × 1000	700 × 455 × 1010	709 × 469 × 1000
Equipment				
Spray gun		standard	standard	standard
High-pressure hose	m	10	10	10
Spray lance	mm	600	840	850
Switchable triple nozzle		-	-	-
Power nozzle		■	■	■
Dirt blaster		-	-	-
Pressure hose reel		-	-	-
Servo Control		-	-	-
Order no.		1.367-308.0	1.367-307.0	1.367-306.0
Price				

■ Included in the scope of supply.

HD 7/11-4 Classic

		■ Durable crankshaft pump with ceramic-coated pistons ■ Large, transparent water filter ■ Infinitely variable pressure regulation
Technical data		
Current type	Ph / V / Hz	1 / 220-240 / 50
Connection load	kW	2.9
Flow rate	l/h	520-700
Working pressure	bar / MPa	70-110 / 7-11
Max. pressure	bar	150
Max. inlet temperature	°C	60
Weight	kg	52
Dimensions (L × W × H)	mm	700 × 455 × 1010
Equipment		
Spray gun		standard
High-pressure hose	m	10
Spray lance	mm	850
Switchable triple nozzle		-
Power nozzle		■
Dirt blaster		-
Pressure hose reel		-
Servo Control		-
Order no.		1.367-305.0
Price		


■ Included in the scope of supply.

HD CAGE CLASSIC

Robust. Flexible. Reliable



The Cage Classic range is sure to impress with its powerful crankshaft pumps and ceramic pistons. A water filter protects the pump. Mounting on a wall is possible thanks to a robust tubular frame construction. Now available: HD 7/11-4 Cage Classic with single-phase motor.



1 Long-lasting and reliable

- 4-pole electric motor.
- Brass cylinder head and ceramic piston.

2 Robust and secure

- Robust tubular frame construction guarantees optimum protection of the machine.
- Built-in handles for transport.

HD 9/18-4 Cage Classic			HD 7/16-4 Cage Classic		HD 7/11-4 Cage Classic		
<div><div></div><div>Durable crankshaft pump with ceramic-coated pistons</div><div></div><div>Robust tubular frame construction for maximum protection</div><div></div><div>Wall mounting possible</div></div>			<div><div></div><div>Durable crankshaft pump with ceramic-coated pistons</div><div></div><div>Trigger gun storage with automatic machine switch-off</div><div></div><div>Wall mounting possible</div></div>		<div><div></div><div>Durable crankshaft pump with ceramic-coated pistons</div><div></div><div>Robust tubular frame construction for maximum protection</div><div></div><div>Wall mounting possible</div></div>		
Technical data							
Current type	Ph / V / Hz	3 / 400 / 50		3 / 400 / 50		1 / 230 / 50	
Connection load	kW	5.9		-		2.9	
Flow rate	l/h	450-900		400-700		520-700	
Working pressure	bar / MPa	70-180 / 7-18		70-160 / 7-16		70-110 / 7-11	
Max. pressure	bar / MPa	250 / 25		220 / 22		150 / 15	
Max. inlet temperature	°C	60		60		60	
Weight	kg	55		53.5		50.5	
Dimensions (L × W × H)	mm	625 × 500 × 360		625 × 500 × 360		640 × 360 × 500	
Equipment							
Spray gun		standard		EASY!Force		standard	
High-pressure hose	m	10		10		10	
Spray lance	mm	600		100		600	
Power nozzle		■		■		■	
Order no.		1.367-315.0		1.353-913.0		1.367-318.0	
Price							


■ Included in the scope of supply.

HD CAGE CLASSIC

Small, light, robust and affordable



Not only does the HD 5/11 Cage Classic offer high performance for little money, but because of its light weight and the ergonomic handle, it is extremely easy to carry and very robust.



1 Durable and robust

- With its brass cylinder heads, the 3-piston axial-piston motor unit ensures an exceptionally long service life.
- The sturdy pipe frame provides protection in continuous heavy-duty use.

2 Versatile

- The machine can be attached to the floor or the wall.
- Very compact construction style and minimal weight.

HD 5/11 Cage Classic		
<ul style="list-style-type: none">■ Continuous use possible thanks to durable axial pump■ Robust frame protects even in the toughest working conditions■ Ergonomically designed handle		
Technical data		
Current type	Ph / V / Hz	1 / 230 / 50
Connection load	kW	2.2
Flow rate	l/h	500
Working pressure	bar / MPa	up to 110 / up to 11
Max. pressure	bar / MPa	160 / 16
Max. inlet temperature	°C	60
Weight	kg	21.3
Dimensions (L × W × H)	mm	475 × 335 × 340
Equipment		
Spray gun		standard
High-pressure hose	m	10
Spray lance	mm	600
Power nozzle	■	
Order no.		1.520-204.0
Price		


■ Included in the scope of supply.

HD CLASSIC WITH COMBUSTION ENGINE



Mobile, independent and service-friendly

The Classic range with combustion engine can be used anywhere that there is no access to a power supply. This makes it the ideal solution for construction, industry and agriculture.



1 High level of autonomy

- Can be used independently of a power supply thanks to powerful gasoline engines.
- Using optional accessories, the machines can draw in water, for example from ponds and lakes.

2 Accessories concept

- Practical intake for hose and high-pressure lance directly on the machine.
- Storage compartment for nozzles, tools and other small parts.

3 Outstanding mobility

- Ergonomic push handle for easier transport.
- Large wheels with pneumatic tyres for uneven surfaces.
- The layout of the wheels makes it possible to transport the machine on steps.

4 Easy to service and durable

- Robust crankshaft pump with proven Kärcher quality.
- Large water filter protects pump against damage.
- Thermostat valve to protect the pump from overheating in recirculation mode.

TECHNICAL DATA AND EQUIPMENT

		HD 8/23 G Classic	HD 7/20 G Classic	HD 6/15 G Classic
		■ Tubular steel frame ■ Robust crankshaft pump	■ Tubular steel frame ■ Robust crankshaft pump	■ Tubular steel frame ■ Robust crankshaft pump
Technical data				
Motor type		G300FA / gasoline	G250FA / gasoline	G200FA / gasoline
Motor rating	kW / hp	6.8 / 9.25	5.2 / 7.1	4.1 / 5.6
Flow rate	l/h	800	700	600
Working pressure	bar / MPa	230 / 23	200 / 20	150 / 15
Max. pressure	bar	280	250	200
Max. inlet temperature	°C	60	60	60
Weight	kg	55.2	46	42.6
Dimensions (L × W × H)	mm	799 × 637 × 1097	799 × 637 × 1097	799 × 637 × 1097
Equipment				
Spray gun		EASY!Force	EASY!Force	EASY!Force
High-pressure hose	m	10	10	10
Spray lance	mm	840	840	840
Power nozzle		■	■	■
Order no.		1.187-902.0	1.187-901.0	1.187-900.0
Price				


■ Included in the scope of supply.

iSolar SOLAR PANEL CLEANER



Clean modules – secure yields

The first cleaning system to be approved for photovoltaic plants by the German Agricultural Society. Sophisticated Kärcher cleaning solutions ensure uncompromisingly clean solar modules – and up to 20 per cent higher yields than with heavily soiled modules.



1 Contra-rotating disc brushes

- Very high cleaning power and area performance.
- Optimal handling thanks to lateral force compensation.
- Pre-rinsing of the adjacent modules.



2 Carbon/hybrid telescopic lances

- Very large working range and maximum rigidity with low weight.
- Brush operation and speed regulation via integrated ball valve.
- Quick and convenient extension thanks to quick-release couplings.



3 Articulated joint

- Convenient working in different positions.
- Limit stop protects the modules from damage.
- Excellent manoeuvrability due to flexible articulated joint.



4 Modular construction

- Needs-based combination of individual components.
- Suitable for standard M 18 or M 22 interfaces.
- Compatible with numerous HD/HDS machines.

TECHNICAL DATA AND EQUIPMENT

		iSolar 400	iSolar 800	Fall protection
		<ul style="list-style-type: none">■ Water-powered disc brush with ball bearing■ Compact entry-level model for smaller surfaces■ M 18 × 1.5 connection; compatible with standard HD/HDS machines	<ul style="list-style-type: none">■ Contra-rotating disc brushes with ball bearing■ Robust brass articulated joint for flexible working angles■ Excellent manoeuvrability	<ul style="list-style-type: none">■ Certified, standard-compliant safety system■ Travelling fall arrestor with shock absorber■ Robust metal box for storage and transport
Technical data				
Weight	kg	2.8	7	-
Working width	mm	400	800	-
Machine flow rate with HD/HDS	l/h	700-1000 / 1100-1300	700-1000 / 1100-1300	-
Length	m	-	-	-
Connector		M 18 × 1.5 female thread	M 18 × 1.5 female thread	-
Material		-	-	-
Equipment				
Required accessories, internal high-pressure hose		-	-	-
Articulated joint		<input type="checkbox"/> (4.481-039.0)	■	-
Storage box		-	-	■
Order no.		6.368-456.0 / 6.368-457.0	6.368-454.0 / 6.368-455.0	6.988-152.0
Price				

■ Included in the scope of supply. ☐ Available accessories.

		iSolar TL 7 H	iSolar TL 10 H TL 10 C	iSolar TL 14 C
		<ul style="list-style-type: none">■ Glass/carbon-fibre composite for high rigidity and high strength with low weight■ Ergonomic handle with ball valve for consummate ease of use■ Easy deployment thanks to quick-release couplings and internal high-pressure hose	<ul style="list-style-type: none">■ High-quality hybrid or full carbon telescopic lance■ Ergonomic handle with ball valve for consummate ease of use■ Easy deployment thanks to quick-release couplings and internal high-pressure hose	<ul style="list-style-type: none">■ Full carbon material for maximum rigidity, strength and working range■ Ergonomic handle with ball valve for consummate ease of use■ Easy deployment thanks to quick-release couplings and internal high-pressure hose
Technical data				
Weight	kg	3.5	4 3.7	5
Working width	mm	-	-	-
Machine flow rate	l/h	-	-	-
Length	m	1.8-7.2	2.4-10.2	2.4-14
Connector		M 18 × 1.5 male thread / M 22 × 1.5 male thread	M 18 × 1.5 male thread / M 22 × 1.5 male thread	M 18 × 1.5 male thread / M 22 × 1.5 male thread
Material		Hybrid	Hybrid Carbon	Carbon
Equipment				
Required accessories, internal high-pressure hose		6.392-978.0	6.392-977.0	6.392-976.0
Lance segments		5	5	7
Storage box		-	-	-
Order no.		4.107-054.0	4.107-053.0 4.107-055.0	4.107-052.0
Order no. with EASY!Lock		4.110-004.0	4.110-003.0 4.110-007.0	4.110-002.0
Price				

WATER SOFTENING

For a perfect shine

The Kärcher water softening system with resin filter produces water that dries without leaving residue or scale marks. Available with or without a semi-automatic regeneration station for multiple filter use.



- 1 Resin filter**

 - Efficient water softening solution.
 - Drying without leaving lime residue.
 - Repeated use thanks to simple regeneration.
- 2 Softening vehicle**

 - Mobile and easy-to-transport complete system with pneumatic wheels.
 - Sophisticated tubular frame construction (e.g. for draining antifreeze).
 - Large water fine filter for protection against coarse dirt particles.

WS 50			WS 100			WS Regenerator		

WEED REMOVAL WITH HOT WATER



The system solution from Kärcher – chemical-free, environmentally friendly and economical

With Kärcher weed removers and a hot water high-pressure cleaner, you can get rid of unwanted growth without using herbicides. All you need is hot water – which does not harm the environment, surfaces or your wallet. Hot water destroys weeds by quickly penetrating down to the roots, killing the plant proteins, causing lasting damage and wiping out the weeds.



1 Included adaptive wheel attachment kit

- Working is comfortable and effortless even over a long period of time.
- Optimal working clearance to the ground is guaranteed at all times.




2 Optimised combination of high-pressure cleaner and weed remover for effective weed removal

- The integrated nozzle adapter guarantees constant water flow over the entire nozzle bar.
- The latest Kärcher burner technology ensures the optimal water temperature for weed removal (up to 98 °C).



3 Compact design of the weed remover

- The compact shape allows operation even in confined spaces.
- The low weight makes working more comfortable.



4 No danger, no damage

- In contrast to mechanical methods, with hot water there is no risk of damaging or destroying surfaces.
- There is also no risk of fire, unlike with direct flaming.

TECHNICAL DATA AND EQUIPMENT



WR 100

WR 50

WR 20

WR 10

		■ Chassis ■ Optimised water flow	■ Removable and height-adjustable chassis ■ Optimised water flow	■ Optimised water flow ■ Light and compact	■ Round spray head ■ Optimised water flow ■ Light and compact
Technical data					
Working width	mm	1000	500	200	100
Area performance	m²/h	350-500	150v350	80-150	80-150
Temperature	°C	max. 100	max. 100	max. 100	max. 100
Weight	kg	1.2	2.1	0.3	0.3
Inflow rate	l/min	8.3-16.7	8.3-16.7	5.8-8.3	5.8-8.3

Equipment

Removable chassis	-	■	-	-
Order no.	2.114-015.0	2.114-013.0	2.114-014.0	2.114-016.0
Price				

■ Included in the scope of supply.

Depending on the machine version, different nozzle inserts are required in order to guarantee optimal water volume flow and therefore consistently high temperatures:

HDS	Nozzle insert order no.
HDS 6/14(-4) C	2.113-070.0
HDS 7/16 C	2.113-041.0
HDS 8/17 C	2.113-071.0
HDS 8/18-4 C	2.113-071.0
HDS 7/12-4 M	2.113-006.0
HDS 8/18-4 M	2.113-071.0
HDS 9/18-4 M	2.113-005.0
HDS 10/20-4 M	2.113-021.0
HDS 12/18-4 S	2.113-010.0
HDS 13/20-4 S	2.113-025.0
HDS 1000 De/Be	2.113-071.0
HDS 13/20 De Tr1	2.113-071.0
HDS 17/20 De Tr1	2.113-071.0

GS JET GUN

Jets for small to medium-sized surfaces



Quick to set up, easy to transport, switches off instantly – the GS jet gun is the affordable cleaning method for small to medium-sized surfaces of all kinds. Adjustable pressure/water volume.



- 1

User-friendliness

 - The short set-up times and ease of transport make the GS jet gun a real “one-man system”.
- 2

Versatility

 - Thanks to the ability to adjust the air pressure, water volume and spray agent volume on the trigger gun itself, the GS jet gun is suitable for use on all surfaces.

GS jet gun

- Jet gun with air nozzle
- Controller directly on the trigger gun
- Safety switch-off

Technical data		
Air pressure	bar / MPa	3-12 / 0.3-1.2
Air consumption	m³/min	3-8
Flow rate	l/h	0-120
Spray agent volume	kg/h	max. 200
Weight	kg	3.4
Dimensions (L × W × H)	mm	480 × 80 × 280
Order no.	2.869-067.0	
Price		

Special accessories	Order no.
Air hose (10 m) with connectors	6.390-284.0
Air hose (20 m) with connectors	6.390-285.0
Special air nozzle, designed for high power	5.130-249.0

MULTI-PURPOSE CLEANING MACHINE

The multi-talented cleaner for mobile use



An on-board water tank makes the AP 100/50 M independent of a local water supply. And that's just one of its many talents – for it also has a 10-metre-long suction hose, a cleaning agent dosing unit for two different cleaning agents and a high-pressure gun with a 0.5-metre-long spray lance.



- 1

Cleaning with high pressure

 - Cleaning solution applied via high-pressure pump.
 - 15 m high-pressure hose for large operating radius.
 - Spray lance with high-pressure nozzle as standard equipment. Can be enhanced with a wide range of accessories, such as a foam lance.
- 2

Includes suction

 - Washing water can be vacuumed easily with a wet and dry vacuum cleaner, for example if there is no drain nearby.
 - The machine can be used by two people simultaneously.
 - Very flexible hose, perfectly adapted to the machine and application.

AP 100/50 M

- High-pressure cleaning and vacuuming in one machine
- On-board fresh water tank
- Includes cleaning agent dosing unit

Technical data		
Fresh/dirty water tank volume	l	100 / 70
Working pressure	bar	Two-stage adjustment
Low pressure	bar	6
High pressure	bar	19 / 50 max.
Flow rate	l/min	5
Pump/suction motor rating	W	1800 / 370
Cable length	m	15
Weight	kg	100
Order no.	1.007-058.0	
Price		

Accessory selection	Order no.	Description
Cup foam lance	6.394-668.0	Short and handy foam lance with 1-litre cleaning agent container directly on the lance. Its compact design makes it perfect for cleaning fittings and walls with foam, for example. Swivelling M 22 × 1.5 connector, variable cleaning agent dosage via control knob on lance, adjustable spray angle.
Connection piece	4.402-022.0	For attaching high-pressure nozzles and accessory parts to the HP trigger gun (with nozzle screws) – 1 × M 22 × 1.5, 1 × M 18 × 1.5.
Hard surface and carpet nozzle	2.642-552.0	Floor nozzle for hard surfaces and spray extraction cleaning of textile coverings.

FOR EVEN CLEANER RESULTS: KÄRCHER ORIGINAL ACCESSORIES

Kärcher original accessories and cleaning agents extend the range of applications of the high-pressure cleaner – from cleaning and caring for construction machines through to work preparation and repairing facades and floors. We continuously develop our accessories in order to ensure that we can meet your requirements. This results in innovative products designed to facilitate your daily cleaning tasks.



Table of contents: High-pressure cleaner accessories

Solar cleaning	Page 122	Pipe cleaning	Page 158
High-pressure hoses	Page 126	Barrel and container cleaning	Page 160
Hose reels	Page 132	Surface cleaners	Page 162
Connectors	Page 136	Wet jet units	Page 168
Trigger guns	Page 138	Foam systems	Page 170
Spray lances	Page 140	Cleaning agent injectors	Page 174
Wash brushes	Page 144	Attachment kits	Page 178
Nozzles	Page 146	Other accessories	Page 182



1 EASY!Force high-pressure gun

Effortless operation: our new EASY!Force HP trigger gun uses the recoil force of the high-pressure jet to reduce the holding force for the operator to zero. With the Advanced version, a full ceramic valve is also used, which enables a service life up to five times longer than that of other high-pressure guns.

2 Servo Control

Thanks to Servo Control, the water volume and working pressure can be infinitely and conveniently adjusted directly on the spray gun without having to stop work.

3 Pipe cleaning dirt blaster

We have applied the tried-and-tested advantages of the dirt blaster to pipe cleaning. The forward-tilting powerful rotating point jet can loosen even the most stubborn blockages and clean the entire inside wall of the pipe. The three backward-tilting jets ensure the necessary propulsion into the pipe.

4 Working light

Our new LED nozzle light literally brings light into the darkness. And good visibility is needed for a good cleaning result. There is often insufficient light in the hours of early morning and late evening in particular, and in poorly lit rooms. You can attach our nozzle light with LED technology directly to the spray lance, immediately creating a well-lit working area.

5 PowerControl spray lance

For infinite, interruption-free pressure regulation directly on the spray lance, without reducing the water volume. It is also possible to mix in cleaning agents in low-pressure operation. The perfect addition to machines without Servo Control.

6 High-pressure articulated joint

The articulated joint with infinite angle adjustment (up to 120°) is ideal for cleaning hard-to-access places such as machines, vehicles, underbodies, chassis, roofs or facades. You can fit the articulated joint directly on the spray lance or on a telescopic lance.

7 Basic foam lance

Our newly developed cup foam lance provides excellent foam quality with half the cleaning agent consumption. Dosage in three stages using the integrated shutter prevents unintentional adjustment, while the robust brass base body and high-quality finishing guarantee a long service life.

8 Spray lance extension

If the standard lance is not long enough for your needs, simply fit our one-meter spray lance extension. This makes it much easier to clean hard-to-access areas, facades or large vehicles.

EASY!Lock QUICK-RELEASE COUPLINGS



Durable and robust. And five times faster than screw connections

Tedious attachment and removal and time-consuming accessory replacement are now things of the past. With our new patented EASY!Lock quick-release couplings, you save valuable working time compared to conventional screw connections – without compromising on the quality, robustness and durability of the connections.



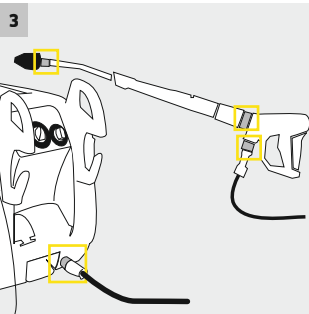
1 Quick convenience

Connection – in the truest sense of the word – at the flick of a wrist (360°) and with all interfaces. Set-up times and the process of changing special accessories, such as surface cleaners or wash brushes, are up to five times faster and easier.



2 Robust reliability

A specially developed cone ensures that the thread is self-locking. Tried-and-tested threaded screw connection without wear parts; resistant to dirt and highly reliable.



3 Intuitive operation

The connection principle is intuitive and easy to understand; it works the same way on all four connection points. In contrast to conventional quick couplings, the EASY!Lock system requires no additional weight.



4 Uncompromising quality

Instead of an axial O-ring sealing on the spray lance, the EASY!Lock system uses radial sealing. This increases the stability of the O-rings and effectively prevents their potential loss.

Embossed number
Each adapter has its own number. Clear and unique

EASY!Lock connection
Four-way trapezoidal thread with cone safeguard

Anthracite = EASY!Lock
Colour coding for the EASY!Lock connection

Threaded end M 22 × 1.5
Metric thread for accessories without EASY!Lock

Black = threaded end M 22 × 1.5
Colour coding for conventional threaded connection


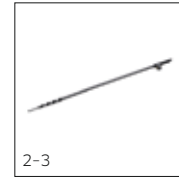
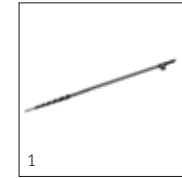
1			
EASY!Lock - M 22 × 1.5	Order no. 4.111-029.0	Adapter for connecting high-pressure hoses with EASY!Lock and high-pressure hoses with M 22 × 1.5 connection.	
2			
EASY!Lock - M 22 × 1.5	Order no. 4.111-030.0	Adapter for connecting high-pressure cleaners / HP trigger guns with M 22 × 1.5 connection and high-pressure hoses with EASY!Lock.	
3			
EASY!Lock - M 22 × 1.5	Order no. 4.111-031.0	Adapter for connecting HP trigger guns with M 22 × 1.5 and spray lances or Servo Control controllers with EASY!Lock.	
4			
EASY!Lock - AVS	Order no. 4.111-032.0	Adapter for connecting high-pressure hoses with AVS swivel connection and the EASY!Force high-pressure gun.	
5			
EASY!Lock - M 22 × 1.5	Order no. 4.111-033.0	Adapter for connecting EASY!Force trigger guns and spray lances with M 22 × 1.5 connection.	
6			
EASY!Lock - M 22 × 1.5	Order no. 4.111-034.0	Adapter for connecting high-pressure hoses with M 22 × 1.5 connection and the EASY!Force high-pressure gun.	
7			
EASY!Lock - M 18 × 1.5	Order no. 4.111-035.0	Adapter for connecting spray lances with M 18 × 1.5 connection and nozzles with EASY!Lock.	
8			
EASY!Lock - M 18 × 1.5	Order no. 4.111-036.0	Adapter for connecting spray lances with EASY!Lock and nozzles with M 18 × 1.5 connection.	
9			
EASY!Lock rotating - M 22 × 1.5	Order no. 4.111-046.0	Rotating adapter for connecting high-pressure hoses with M 22 × 1.5 connection and the EASY!Force high-pressure gun.	

You can also find the right adapter for your machines and accessories using our digital adapter finder:
www.kaercher.com/adapterfinder-easylock

SOLAR PANEL CLEANING



Contamination resulting from dust, rust and pollen reduces the performance of photovoltaic systems and solar thermal modules by up to 20 %. The natural effects of rain, condensation and wind are not sufficient to effectively clean the modules. For a consistently high energy yield, it is essential to carry out a professional system clean at regular intervals. iSolar has a modular construction and enables the safe and efficient cleaning of photovoltaic systems of any size. Rotating disc brushes on telescopic lances of various lengths are driven by the water from the high-pressure cleaner.

[illegible]

☐ Available accessories. More Kärcher original accessories can be found on the following pages.

SOLAR PANEL CLEANING



Hard water can lead to lime residue which can result in a dramatic reduction in the module's performance. Mobile Kärcher water softeners and the Solar Cleaner RM 99 offer reliable protection against lime stains. In the water softener, an ion-exchange resin removes the dissolved limescale from the water and reduces the hardness degree to 0-1 °dH.



		EASY!Lock order no.	Order no. until 2015	Flow rate	Inlet temperature	Price	Description				HDS 13/20-4 S / HDS 13/20-4 SX / HDS 12/18-4 S	HDS 12/18-4 SX	HDS 10/20-4 M / HDS 10/20-4 MX / HDS 9/18-4 M	HDS 9/18-4 MX / HDS 8/18-4 M / HDS 8/18-4 MX	HDS 8/18-4 C / HDS 8/18-4 CX / HDS 8/17 C	HDS 8/17 CX / HDS 7/16 C / HDS 7/16 CX	HDS 13/20 De Tr1	HDS-E 8/16-4 M 36 kW / HDS-E 8/16-4 M 24 kW / HDS-E 8/16-4 M 12 kW	HDS 1000 De / HDS 1000 Be	HD 13/18-4 S Plus / HD 13/18-4 SX Plus	HD 10/25-4 S / HD 10/25-4 S Plus / HD 10/23-4 SX Plus	HD 10/23-4 S / HD 10/23-4 S Plus / HD 10/23-4 SX Plus	HD 9/20-4 M / HD 9/20-4 M Plus / HD 9/20-4 MX Plus	HD 8/18-4 M / HD 8/18-4 M Plus / HD 8/18-4 MX Plus	HD 7/16-4 M / HD 7/16-4 M Plus / HD 7/16-4 MX Plus	HD 7/17 M / HD 7/17 M Plus / HD 7/17 MX Plus	HD 7/14-4 M / HD 7/14-4 M Plus / HD 7/14-4 MX Plus	HD 6/15 M / HD 6/15 M Plus / HD 6/15 MX Plus	HD 8/18-4 M St / HD 7/17 M St / HD 6/15 M St	HD 8/18-4 M Cage St / HD 7/16-4 M Cage St / HD 7/17 M Cage St	HD 6/15 M Cage	HD 9/23 De Tr1 / HD 9/23 Ge Tr1 / HD 10/25-4 Cage Plus	HD 9/23 De / HD 9/23 G / HD 9/21 G	HD 8/20 G	
iSolar brushes and water softening																																			
iSolar 400	1	6.368-456.0	6.368-456.0	700-1000 l/h	max. 40 °C		The water-driven iSolar 400 disc brush features a working width of 400 mm and is especially suitable for cleaning small to medium-sized photovoltaic systems. Thanks to the low weight and easy handling, even elevated systems can be conveniently cleaned.	1																											
	2	6.368-457.0	6.368-457.0	1100-1300 l/h	max. 40 °C			2																											
iSolar 800	3	6.368-454.0	6.368-454.0	700-1000 l/h	max. 40 °C		The water-driven iSolar 800 brush head with 800 mm working width works with two contra-rotating disc brushes and is used for cleaning photovoltaic systems. The contra-rotating brushes balance out all transversal forces, guaranteeing optimal handling. The flexible angle joint on the brush head's connector also makes cleaning easier. It ensures that the bristles always lie flat, allowing uniform cleaning results. The brush head has an impressively high area performance - ideal for cleaning large systems, for example on barn roofs.	3																											
	4	6.368-455.0	6.368-455.0	1100-1300 l/h	max. 40 °C			4																											
iSolar fall protection	5	6.988-152.0	6.988-152.0				Certified, standard-compliant safety system for safe working on roofs. The fall protection includes a travelling fall arrestor with shock absorber and 15 m kernmantle rope, safety harness, an anchoring loop for fixing the safety machine, as well as a practical metal box for storage and transport.	5																											
WS 50	6	6.368-463.0	6.368-463.0		max. 30 °C		The mobile WS 50/WS 100 water softening unit prevents lime residue on cleaned surfaces. An ion-exchange resin removes the dissolved limescale from the water.	6																											
WS 100	7	6.368-464.0	6.368-464.0		max. 30 °C			7																											
WS Regenerator	8	6.368-465.0	6.368-465.0				With the WS Regenerator regeneration system, the softening cartridges of the water softening units WS 50 and WS 100 can be backflushed and regenerated at the push of a button.	8																											

□ Available accessories. More Kärcher original accessories can be found on the following pages.

HIGH-PRESSURE HOSES



Our unique EASY!Lock system is designed for fast and reliable connection and disconnection of machine and hose. The rotary coupling integrated into our high-pressure hoses with yellow hand screw connection also prevents the hose from twisting. Numerous extension hose versions are available for a wider operating radius.

[illegible]

■ Included in the scope of supply. □ Available accessories. ▲ Extension hose. More Kärcher original accessories can be found on the following pages.

LOGLIFE HIGH-PRESSURE HOSES



Kärcher Longlife 400 hoses meet the highest demands and are guaranteed to have optimal working times. These hoses are dual steel wire reinforced with a robust rubber outer covering. Kärcher Longlife hoses are also pressure-resistant up to 400 bar.

[illegible]

■ Included in the scope of supply. □ Available accessories. ▲ Extension hose. More Kärcher original accessories can be found on the following pages.

FOOD-GRADE HOSES



Kärcher also provides high-pressure hoses designed for the special requirements of the food industry. Kärcher grey food-grade hoses have a non-marking outer covering. Longlife food-grade hoses with blue outer covering offer a further advantage: they are resistant to animal fat.



		EASY!Lock order no.	Order no. until 2015	ID	Max. working pressure	Length	Price	Description																																																																																																																																																																																																																																																																																																																																																																																																																																																																																																																																																																																																																																																																																																																																																																																																																																																																																																																																																																																																																																																																																																																																																																																																																																																																																																																																																																																																			
--	--	------------------------	-------------------------	----	-----------------------------	--------	-------	-------------	--	--	--	--	--	--	--	--	--	--	--	--	--	--	--	--	--	--	--	--	--	--	--	--	--	--	--	--	--	--	--	--	--	--	--	--	--	--	--	--	--	--	--	--	--	--	--	--	--	--	--	--	--	--	--	--	--	--	--	--	--	--	--	--	--	--	--	--	--	--	--	--	--	--	--	--	--	--	--	--	--	--	--	--	--	--	--	--	--	--	--	--	--	--	--	--	--	--	--	--	--	--	--	--	--	--	--	--	--	--	--	--	--	--	--	--	--	--	--	--	--	--	--	--	--	--	--	--	--	--	--	--	--	--	--	--	--	--	--	--	--	--	--	--	--	--	--	--	--	--	--	--	--	--	--	--	--	--	--	--	--	--	--	--	--	--	--	--	--	--	--	--	--	--	--	--	--	--	--	--	--	--	--	--	--	--	--	--	--	--	--	--	--	--	--	--	--	--	--	--	--	--	--	--	--	--	--	--	--	--	--	--	--	--	--	--	--	--	--	--	--	--	--	--	--	--	--	--	--	--	--	--	--	--	--	--	--	--	--	--	--	--	--	--	--	--	--	--	--	--	--	--	--	--	--	--	--	--	--	--	--	--	--	--	--	--	--	--	--	--	--	--	--	--	--	--	--	--	--	--	--	--	--	--	--	--	--	--	--	--	--	--	--	--	--	--	--	--	--	--	--	--	--	--	--	--	--	--	--	--	--	--	--	--	--	--	--	--	--	--	--	--	--	--	--	--	--	--	--	--	--	--	--	--	--	--	--	--	--	--	--	--	--	--	--	--	--	--	--	--	--	--	--	--	--	--	--	--	--	--	--	--	--	--	--	--	--	--	--	--	--	--	--	--	--	--	--	--	--	--	--	--	--	--	--	--	--	--	--	--	--	--	--	--	--	--	--	--	--	--	--	--	--	--	--	--	--	--	--	--	--	--	--	--	--	--	--	--	--	--	--	--	--	--	--	--	--	--	--	--	--	--	--	--	--	--	--	--	--	--	--	--	--	--	--	--	--	--	--	--	--	--	--	--	--	--	--	--	--	--	--	--	--	--	--	--	--	--	--	--	--	--	--	--	--	--	--	--	--	--	--	--	--	--	--	--	--	--	--	--	--	--	--	--	--	--	--	--	--	--	--	--	--	--	--	--	--	--	--	--	--	--	--	--	--	--	--	--	--	--	--	--	--	--	--	--	--	--	--	--	--	--	--	--	--	--	--	--	--	--	--	--	--	--	--	--	--	--	--	--	--	--	--	--	--	--	--	--	--	--	--	--	--	--	--	--	--	--	--	--	--	--	--	--	--	--	--	--	--	--	--	--	--	--	--	--	--	--	--	--	--	--	--	--	--	--	--	--	--	--	--	--	--	--	--	--	--	--	--	--	--	--	--	--	--	--	--	--	--	--	--	--	--	--	--	--	--	--	--	--	--	--	--	--	--	--	--	--	--	--	--	--	--	--	--	--	--	--	--	--	--	--	--	--	--	--	--	--	--	--	--	--	--	--	--	--	--	--	--	--	--	--	--	--	--	--	--	--	--	--	--	--	--	--	--	--	--	--	--	--	--	--	--	--	--	--	--	--	--	--	--	--	--	--	--	--	--	--	--	--	--	--	--	--	--	--	--	--	--	--	--	--	--	--	--	--	--	--	--	--	--	--	--	--	--	--	--	--	--	--	--	--	--	--	--	--	--	--	--	--	--	--	--	--	--	--	--	--	--	--	--	--	--	--	--	--	--	--	--	--	--	--	--	--	--	--	--	--	--	--	--	--	--	--	--	--	--	--	--	--	--	--	--	--	--	--	--	--	--	--	--	--	--	--	--	--	--	--	--	--	--	--	--	--	--	--	--	--	--	--	--	--	--	--	--	--	--	--	--	--	--	--	--	--	--	--	--	--	--	--	--	--	--	--	--	--	--	--	--	--	--	--	--	--	--	--	--	--	--	--	--	--	--	--	--	--	--	--	--	--	--	--	--	--	--	--	--	--	--	--	--	--	--	--	--	--	--	--	--	--	--	--	--	--	--	--	--	--	--	--	--	--	--	--	--	--	--	--	--	--	--	--	--	--	--	--	--	--	--	--	--	--	--	--	--	--	--	--	--	--	--	--	--	--	--	--	--	--	--	--	--	--	--	--	--	--	--	--	--	--	--	--	--	--	--	--	--	--	--	--	--	--	--	--	--	--	--	--	--	--	--	--	--	--	--	--	--	--	--	--	--	--	--	--	--	--	--	--	--	--	--	--	--	--	--	--	--	--	--	--	--	--	--	--	--	--	--	--	--	--	--	--	--	--	--	--	--	--	--	--	--	--	--	--	--	--	--	--	--	--	--	--	--	--	--	--	--	--	--	--	--	--	--	--	--	--	--	--	--	--	--	--	--	--	--	--	--	--	--	--	--	--	--	--	--	--	--	--	--	--	--	--	--	--	--	--	--	--	--	--	--	--	--	--	--	--	--	--	--	--	--	--	--	--	--	--	--	--	--	--	--	--	--	--	--	--	--	--	--	--	--	--	--	--	--	--	--	--	--	--	--	--	--	--	--	--	--	--	--	--	--	--	--	--	--	--	--	--	--	--	--	--	--	--	--	--	--	--	--	--	--	--	--	--	--	--	--	--	--	--	--	--	--	--	--	--	--	--	--	--	--	--	--	--	--	--	--	--	--	--	--	--	--	--	--	--	--	--	--	--	--	--	--	--	--	--	--	--	--	--	--	--	--	--	--	--	--	--	--	--	--	--	--	--	--	--	--	--	--	--	--	--	--	--	--	--	--	--	--	--	--	--	--	--	--	--	--	--	--	--	--	--	--	--	--	--	--	--	--	--	--	--	--	--	--	--	--	--	--	--	--	--	--	--	--	--	--	--	--	--	--	--	--	--	--	--	--	--	--	--	--	--	--	--	--	--	--	--	--	--	--	--	--	--	--	--	--	--	--	--	--	--	--	--	--	--	--	--	--	--	--	--	--	--	--	--	--	--	--	--	--	--	--	--	--	--	--	--	--	--	--	--	--	--	--	--	--	--	--	--	--	--	--	--	--	--	--

■ Included in the scope of supply. □ Available accessories. ▲ Extension hose. More Kärcher original accessories can be found on the following pages.

MANUAL HOSE REELS



The hose reel attachment kit can be used to store a high-pressure hose up to 40 m long securely and directly on the machine. For quick and easy hose winding and unwinding. Our automatic hose reels offer greater convenience.



|--|--|--|--|--|--|--|--|--|--|--|--|--|--|--|--|--|--|--|--|--|--|--|--|--|--|--|--|--|--|--|--|--|--|--|--|--|--|--|--|--|--|--|--|--|--|--|--|--|--|--|--|--|--|--|--|--|--|--|--|--|--|--|--|--|--|--|--|--|--|--|--|--|--|--|--|--|--|--|--|--|--|--|--|--|--|--|--|--|--|--|--|--|--|--|--|--|--|--|--|--|--|--|--|--|--|--|--|--|--|--|--|--|--|--|--|--|--|--|--|--|--|--|--|--|--|--|--|--|--|--|--|--|--|--|--|--|--|--|--|--|--|--|--|--|--|--|--|--|--|--|--|--|--|--|--|--|--|--|--|--|--|--|--|--|--|--|--|--|--|--|--|--|--|--|--|--|--|--|--|--|--|--|--|--|--|--|--|--|--|--|--|--|--|--|--|--|--|--|--|--|--|--|--|--|--|--|--|--|--|--|--|--|--|--|--|--|--|--|--|--|--|--|--|--|--|--|--|--|--|--|--|--|--|--|--|--|--|--|--|--|--|--|--|--|--|--|--|--|--|--|--|--|--|--|--|--|--|--|--|--|--|--|--|--|--|--|--|--|--|--|--|--|--|--|--|--|--|--|--|--|--|--|--|--|--|--|--|--|--|--|--|--|--|--|--|--|--|--|--|--|--|--|--|--|--|--|--|--|--|--|--|--|--|--|--|--|--|--|--|--|--|--|--|--|--|--|--|--|--|--|--|--|--|--|--|--|--|--|--|--|--|--|--|--|--|--|--|--|--|--|--|--|--|--|--|--|--|--|--|--|--|--|--|--|--|--|--|--|--|--|--|--|--|--|--|--|--|--|--|--|--|--|--|--|--|--|--|--|--|--|--|--|--|--|--|--|--|--|--|--|--|--|--|--|--|--|--|--|--|--|--|--|--|--|--|--|--|--|--|--|--|--|--|--|--|--|--|--|--|--|--|--|--|--|--|--|--|--|--|--|--|--|--|--|--|--|--|--|--|--|--|--|--|--|--|--|--|--|--|--|--|--|--|--|--|--|--|--|--|--|--|--|--|--|--|--|--|--|--|--|--|--|--|--|--|--|--|--|--|--|--|--|--|--|--|--|--|--|--|--|--|--|--|--|--|--|--|--|--|--|--|--|--|--|--|--|--|--|--|--|--|--|--|--|--|--|--|--|--|--|--|--|--|--|--|--|--|--|--|--|--|--|--|--|--|--|--|--|--|--|--|--|--|--|--|--|--|--|--|--|--|--|--|--|--|--|--|--|--|--|--|--|--|--|--|--|--|--|--|--|--|--|--|--|--|--|--|--|--|--|--|--|--|--|--|--|--|--|--|--|--|--|--|--|--|--|--|--|--|--|--|--|--|--|--|--|--|--|--|--|--|--|--|--|--|--|--|--|--|--|--|--|--|--|--|--|--|--|--|--|--|--|--|--|--|--|--|--|--|--|--|--|--|--|--|--|--|--|--|--|--|--|--|--|--|--|--|--|--|--|--|--|--|--|--|--|--|--|--|--|--|--|--|--|--|--|--|--|--|--|--|--|--|--|--|--|--|--|--|--|--|--|--|--|--|--|--|--|--|--|--|--|--|--|--|--|--|--|--|--|--|--|--|--|--|--|--|--|--|--|--|--|--|--|--|--|--|--|--|--|--|--|--|--|--|--|--|--|--|--|--|--|--|--|--|--|--|--|--|--|--|--|--|--|--|--|--|--|--|--|--|--|--|--|--|--|--|--|--|--|--|--|--|--|--|--|--|--|--|--|--|--|--|--|--|--|--|--|--|--|--|--|--|--|--|--|--|--|--|--|--|--|--|--|--|--|--|--|--|--|--|--|--|--|--|--|--|--|--|--|--|--|--|--|--|--|--|--|--|--|--|--|--|--|--|--|--|--|--|--|--|--|--|--|--|--|--|--|--|--|--|--|--|--|--|--|--|--|--|--|--|--|--|--|--|--|--|--|--|--|--|--|--|--|--|--|--|--|--|--|--|--|--|--|--|--|--|--|--|--|--|--|--|--|--|--|--|--|--|--|--|--|--|--|--|--|--|--|--|--|--|--|--|--|--|--|--|--|--|--|--|--|--|--|--|--|--|--|--|--|--|--|--|--|--|--|--|--|--|--|--|--|--|--|--|--|--|--|--|--|--|--|--|--|--|--|--|--|--|--|--|--|--|--|--|--|--|--|--|--|--|--|--|--|--|--|--|--|--|--|--|--|--|--|--|--|--|--|--|--|--|--|--|--|--|--|--|--|--|--|--|--|--|--|--|--|--|--|--|--|--|--|--|--|--|--|--|--|--|--|--|--|--|--|--|--|--|--|--|--|--|--|--|--|--|--|--|--|--|--|--|--|--|--|--|--|--|--|--|--|--|--|--|--|--|--|--|--|--|--|--|--|--|--|--|--|--|--|--|--|--|--|--|--|--|--|--|--|--|--|--|--|--|--|--|--|--|--|--|--|--|--|--|--|--|--|--|--|--|--|--|--|--|--|--|--|--|--|--|--|--|--|--|--|--|--|--|--|--|--|--|--|--|--|--|--|--|--|--|--|--|--|--|--|--|--|--|--|--|--|--|--|--|--|--|--|--|--|--|--|--|--|--|--|--|--|--|--|--|--|--|--|--|--|--|--|--|--|--|--|--|--|--|--|--|--|--|--|--|--|--|--|--|--|--|--|--|--|--|--|--|--|--|--|--|--|--|--|--|--|--|--|--|--|--|--|--|--|--|--|--|--|--|--|--|--|--|--|--|--|--|--|--|--|--|--|--|--|--|--|--|--|--|--|--|--|--|--|--|--|--|--|--|--|--|--|--|--|--|--|--|--|--|--|--|--|--|--|--|--|--|--|--|--|--|--|--|--|--|--|--|--|--|--|--|--|--|--|--|--|--|--|--|--|--|--|--|--|--|--|--|--|--|--|--|--|--|--|--|--|--|--|--|--|--|--|--|--|--|--|--|--|--|--|--|--|--|--|--|--|--|--|--|--|--|--|--|--|--|--|--|--|--|--|--|--|--|--|--|--|--|--|--|--|--|--|--|--|--|--|--|--|--|--|--|--|--|--|--|--|--|--|--|--|--|--|--|--|--|--|--|--|--|--|--|--|--|--|--|--|--|--|--|--|--|--|--|--|--|--|--|--|--|--|--|--|--|--|--|--|--|--|--|--|--|--|--|--|--|--|--|--|--|--|--|--|--|--|--|--|--|--|--|--|--|--|--|--|--|--|--|--|--|--|--|--|--|--|--|--|--|--|

☐ Available accessories. More Kärcher original accessories can be found on the following pages.

AUTOMATIC HOSE REELS



The automatic hose reels offer maximum convenience when winding and unwinding the high-pressure hose. Thanks to the practical complete attachment kit, they can be very easily installed. Available for mounting on a wall at the point of use or as an attachment kit directly on the machine.



																																																																																																																																																																																																																																																																																																																																																																																																																																																																																																																																																																																																																																																																																																																																																																																																																																																																																																																																																																																																																																																																																																																																																																																																																																																																																																																																																																																																																																							</
--	--	--	--	--	--	--	--	--	--	--	--	--	--	--	--	--	--	--	--	--	--	--	--	--	--	--	--	--	--	--	--	--	--	--	--	--	--	--	--	--	--	--	--	--	--	--	--	--	--	--	--	--	--	--	--	--	--	--	--	--	--	--	--	--	--	--	--	--	--	--	--	--	--	--	--	--	--	--	--	--	--	--	--	--	--	--	--	--	--	--	--	--	--	--	--	--	--	--	--	--	--	--	--	--	--	--	--	--	--	--	--	--	--	--	--	--	--	--	--	--	--	--	--	--	--	--	--	--	--	--	--	--	--	--	--	--	--	--	--	--	--	--	--	--	--	--	--	--	--	--	--	--	--	--	--	--	--	--	--	--	--	--	--	--	--	--	--	--	--	--	--	--	--	--	--	--	--	--	--	--	--	--	--	--	--	--	--	--	--	--	--	--	--	--	--	--	--	--	--	--	--	--	--	--	--	--	--	--	--	--	--	--	--	--	--	--	--	--	--	--	--	--	--	--	--	--	--	--	--	--	--	--	--	--	--	--	--	--	--	--	--	--	--	--	--	--	--	--	--	--	--	--	--	--	--	--	--	--	--	--	--	--	--	--	--	--	--	--	--	--	--	--	--	--	--	--	--	--	--	--	--	--	--	--	--	--	--	--	--	--	--	--	--	--	--	--	--	--	--	--	--	--	--	--	--	--	--	--	--	--	--	--	--	--	--	--	--	--	--	--	--	--	--	--	--	--	--	--	--	--	--	--	--	--	--	--	--	--	--	--	--	--	--	--	--	--	--	--	--	--	--	--	--	--	--	--	--	--	--	--	--	--	--	--	--	--	--	--	--	--	--	--	--	--	--	--	--	--	--	--	--	--	--	--	--	--	--	--	--	--	--	--	--	--	--	--	--	--	--	--	--	--	--	--	--	--	--	--	--	--	--	--	--	--	--	--	--	--	--	--	--	--	--	--	--	--	--	--	--	--	--	--	--	--	--	--	--	--	--	--	--	--	--	--	--	--	--	--	--	--	--	--	--	--	--	--	--	--	--	--	--	--	--	--	--	--	--	--	--	--	--	--	--	--	--	--	--	--	--	--	--	--	--	--	--	--	--	--	--	--	--	--	--	--	--	--	--	--	--	--	--	--	--	--	--	--	--	--	--	--	--	--	--	--	--	--	--	--	--	--	--	--	--	--	--	--	--	--	--	--	--	--	--	--	--	--	--	--	--	--	--	--	--	--	--	--	--	--	--	--	--	--	--	--	--	--	--	--	--	--	--	--	--	--	--	--	--	--	--	--	--	--	--	--	--	--	--	--	--	--	--	--	--	--	--	--	--	--	--	--	--	--	--	--	--	--	--	--	--	--	--	--	--	--	--	--	--	--	--	--	--	--	--	--	--	--	--	--	--	--	--	--	--	--	--	--	--	--	--	--	--	--	--	--	--	--	--	--	--	--	--	--	--	--	--	--	--	--	--	--	--	--	--	--	--	--	--	--	--	--	--	--	--	--	--	--	--	--	--	--	--	--	--	--	--	--	--	--	--	--	--	--	--	--	--	--	--	--	--	--	--	--	--	--	--	--	--	--	--	--	--	--	--	--	--	--	--	--	--	--	--	--	--	--	--	--	--	--	--	--	--	--	--	--	--	--	--	--	--	--	--	--	--	--	--	--	--	--	--	--	--	--	--	--	--	--	--	--	--	--	--	--	--	--	--	--	--	--	--	--	--	--	--	--	--	--	--	--	--	--	--	--	--	--	--	--	--	--	--	--	--	--	--	--	--	--	--	--	--	--	--	--	--	--	--	--	--	--	--	--	--	--	--	--	--	--	--	--	--	--	--	--	--	--	--	--	--	--	--	--	--	--	--	--	--	--	--	--	--	--	--	--	--	--	--	--	--	--	--	--	--	--	--	--	--	--	--	--	--	--	--	--	--	--	--	--	--	--	--	--	--	--	--	--	--	--	--	--	--	--	--	--	--	--	--	--	--	--	--	--	--	--	--	--	--	--	--	--	--	--	--	--	--	--	--	--	--	--	--	--	--	--	--	--	--	--	--	--	--	--	--	--	--	--	--	--	--	--	--	--	--	--	--	--	--	--	--	--	--	--	--	--	--	--	--	--	--	--	--	--	--	--	--	--	--	--	--	--	--	--	--	--	--	--	--	--	--	--	--	--	--	--	--	--	--	--	--	--	--	--	--	--	--	--	--	--	--	--	--	--	--	--	--	--	--	--	--	--	--	--	--	--	--	--	--	--	--	--	--	--	--	--	--	--	--	--	--	--	--	--	--	--	--	--	--	--	--	--	--	--	--	--	--	--	--	--	--	--	--	--	--	--	--	--	--	--	--	--	--	--	--	--	--	--	--	--	--	--	--	--	--	--	--	--	--	--	--	--	--	--	--	--	--	--	--	--	--	--	--	--	--	--	--	--	--	--	--	--	--	--	--	--	--	--	--	--	--	--	--	--	--	--	--	--	--	--	--	--	--	--	--	--	--	--	--	--	--	--	--	--	--	--	--	--	--	--	--	--	--	--	--	--	--	--	--	--	--	--	--	--	--	--	--	--	--	--	--	--	--	--	--	--	--	--	--	--	--	--	--	--	--	--	--	--	--	--	--	--	--	--	--	--	--	--	--	--	--	--	--	--	--	--	--	--	--	--	--	--	--	--	--	--	--	--	--	--	--	--	--	--	--	--	--	--	--	--	--	--	--	--	--	--	--	--	--	--	--	--	--	--	--	--	--	--	--	--	--	--	--	--	--	--	--	--	--	--	--	--	--	--	--	--	--	--	--	--	--	--	--	--	--	--	--	--	--	--	--	--	--	--	--	--	--	--	--	--	--	--	--	--	--	--	--	--	--	--	--	--	--	--	--	--	--	--	--	--	--	--	--	--	--	--	--	--	--	--	--	--	--	--	--	--	--	--	--	--	--	--	--	--	--	--	--	--	--	--	--	--	--	--	--	--	--	--	--	--	--	--	--	--	--	--	--	--	--	--	--	--	--	--	--	--	--	--	--	--	--	--	--	--	--	--	--	--	--	--	--	--	--	--	--	--	--	--	--	--	--	--	--	--	--	--	--	--	--	--	--	--	--	--	--	--	--	--	--	--	--	--	--	--	--	--	----

□ Available accessories. More Kärcher original accessories can be found on the following pages.

CONNECTORS AND ADAPTERS



Extra connection pieces for nozzle attachment directly on the trigger gun allow space-saving handling. Rotary couplings prevent hose chaos and connectors serve as hose extensions. The EASY!Lock adapter enables use of the new EASY!Force trigger gun in combination with our patented EASY!Lock quick-release couplings.

[illegible]

☐ Available accessories. More Kärcher original accessories can be found on the following pages.

TRIGGER GUNS



Equip your high-pressure cleaner with the new high-pressure accessories: the EASY!Force HD trigger gun uses the recoil force of the high-pressure jet to reduce the holding force for the operator to zero. Both the ball and the sealing seat of the valve of the EASY!Force high-pressure gun are ceramic, which is far harder than any conceivable foreign particle. The full ceramic valve therefore ensures a five times longer lifetime in comparison to other high-pressure guns.

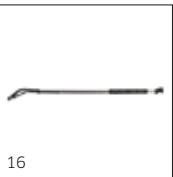
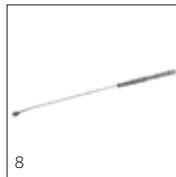
[illegible]

■ Included in the scope of supply. □ Available accessories. More Kärcher original accessories can be found on the following pages.


SPRAY LANCES



Kärcher spray lances, made from high-grade stainless steel and available in various lengths, can be swivelled 360° while under pressure. They feature ergonomically shaped grips and large hand screw connections for easy use and insulation. Special spray lances significantly extend the range of uses of high-pressure cleaners. For example the flexible spray lance – ideal for cleaning difficult-to-reach areas. Or the telescopic spray lance for cleaning ceilings and facades.

[illegible]

■ NEW ■ Included in the scope of supply. □ Available accessories. More Kärcher original accessories can be found on the following pages.

[illegible]

■ NEW □ Available accessories. More Kärcher original accessories can be found on the following pages.

WASH BRUSHES



Wash brushes are ideal for stubborn dirt and sensitive surfaces. Kärcher offers a wide range of wash brushes for effective and gentle vehicle and facade cleaning. The mechanical cleaning effect of the bristles allows cleaning in the low pressure range. Kärcher wash brushes fit standard spray lances and triple nozzles. The rotating wash brushes have a powerful cleaning action. They are driven by the high-pressure cleaner's water jet.



		EASY!Lock order no.	Order no. until 2015	Flow rate	Price	Description			HDS 13/20-4 S / HDS 13/20-4 SX / HDS 12/18-4 S HDS 12/18-4 SX / HDS 10/20-4 M / HDS 10/20-4 MX HDS 9/18-4 M / HDS 9/18-4 MX / HDS 8/18-4 M HDS 8/18-4 MX / HDS 7/12-4 M / HDS 7/12-4 MX HDS 8/18-4 C / HDS 8/18-4 CX / HDS 8/17 C HDS 6/14-4 C / HDS 6/14-4 CX / HDS 7/16 CX HDS 6/14 CX HDS 5/12 C / HDS 5/15 U / HDS 5/15 UX HDS 5/13 U / HDS 5/13 UX / HDS 5/11 U HDS 5/11 UX HDS 17/20 De Tr1 / HDS 13/20 De Tr1 / HDS 2000 Super HDS-E 8/16-4 M 36 kW / HDS-E 8/16-4 M 24 kW / HDS-E 8/16-4 M 12 kW HDS 1000 De / HDS 1000 Be HDS 801 D / HDS 801 B HD 17/14-4 S Plus / HD 17/14-4 SX Plus / HD 13/18-4 S Plus HD 13/18-4 SX Plus / HD 10/25-4 S / HD 10/25-4 S Plus HD 10/25-4 SX Plus / HD 10/23-4 S / HD 10/23-4 S Plus HD 10/23-4 SX Plus HD 9/20-4 M / HD 9/20-4 M Plus / HD 9/20-4 MX Plus HD 8/18-4 M / HD 8/18-4 M Plus / HD 8/18-4 MX Plus HD 7/16-4 M / HD 7/16-4 M Plus / HD 7/16-4 MX Plus HD 7/17 M / HD 7/17 M Plus / HD 7/17 MX Plus HD 7/14-4 M / HD 7/14-4 M Plus / HD 7/14-4 MX Plus HD 6/15 M / HD 6/15 M Plus / HD 6/15 MX Plus HD 8/18-4 M St HD 7/17 M St / HD 6/15 M St HD 8/18-4 M Cage St HD 7/16-4 M Cage St / HD 7/17 M Cage St / HD 6/15 M Cage HD 5/17 C / HD 5/17 C Plus / HD 5/17 CX Plus HD 6/13 C / HD 6/13 C Plus / HD 6/13 CX Plus HD 5/15 C / HD 5/15 C Plus / HD 5/15 CX Plus HD 5/12 C / HD 5/12 C Plus / HD 5/12 CX Plus HD 5/11 P / HD 5/11 P Plus HD 9/23 De Tr1 / HD 9/23 De Tr1 / HD 25/15-4 Cage Plus HD 20/15-4 Cage Plus / HD 16/15-4 Cage Plus / HD 10/25-4 Cage Plus HD 715 HD 10/15-4 Cage Food HD 7/10 CXF HD 9/23 De / HD 9/23 G / HD 9/21 G HD 8/20 G HD 7/15 G HD 728 B Cage
Push-on wash brush									
Push-on wash brush	1	4.113-001.0	4.762-016.0			For all surface cleaning tasks. Clamps directly on to the spray lance.	1		
	2	4.762-497.0	4.762-497.0			Clamps directly onto the double/triple nozzle of the machine. Suitable for new double/triple nozzles.	2		
Rotating wash brush									
Rotating wash brush for < 800 l/h machines, nylon bristles	3	4.113-004.0	4.762-561.0	500-800 l/h		Driven by the water jet. For gentle removal of fine dust and grey film on all surfaces. Temperature-resistant up to 60°C (replaceable brush insert).	3		
Rotating wash brush for > 800 l/h machines, nylon bristles	4	4.113-002.0	4.762-559.0	800-1300 l/h			4		
Rotating wash brush for < 800 l/h machines, natural bristles	5	4.113-003.0	4.762-560.0	500-800 l/h			5		
Rotating wash brush for > 800 l/h machines, natural bristles	6	4.113-005.0	4.762-562.0	800-1300 l/h			6		

□ Available accessories. More Kärcher original accessories can be found on the following pages.

POWER NOZZLES



The Kärcher power nozzle cleans large areas much faster and more effectively. The concentrated spray jet delivers up to 40% more impact force. This results in greatly improved cleaning performance.

[illegible]

■ Included in the scope of supply. □ Available accessories. More Kärcher original accessories can be found on the following pages.

POWER NOZZLES



Kärcher power nozzles clean large areas much faster and more thoroughly. The sharply contoured spray jet, consisting of large, connected drops, offers up to 40% more collision force.

[illegible]

■ Included in the scope of supply. □ Available accessories. More Kärcher original accessories can be found on the following pages.

[illegible]

☐ Available accessories. More Kärcher original accessories can be found on the following pages.

TRIPLE NOZZLES



Kärcher triple nozzles combine quality, flexibility and cleaning power. The robust and high-quality stainless steel nozzle guarantees a long service life. Choose one of three spray types: 0° high-pressure point jet, 25° high-pressure flat jet and 40° low-pressure jet (with cleaning agent inlet). The integrated power nozzle contour in the 25° high-pressure flat jet guarantees maximum cleaning power.

[illegible]

■ Included in the scope of supply. □ Available accessories. More Kärcher original accessories can be found on the following pages.

ROTARY NOZZLES



The Kärcher dirt blaster combines the advantages of point jets and flat jets. The nozzle spins at approximately 4,000 rpm on its own axle to apply a powerful cleaning spray to a large area.

[illegible]

■ Included in the scope of supply. □ Available accessories. More Kärcher original accessories can be found on the following pages

STEAM JET NOZZLES



Whether for thawing and de-icing or depreserving vehicles – thanks to the special brass steam jet nozzles, Kärcher hot water high-pressure cleaners can also be used in steam operation.

[illegible]

☐ Available accessories. More Kärcher original accessories can be found on the following pages.

PIPE CLEANING



Kärcher high-pressure cleaners can be used in combination with a special “pipe cleaning” accessory for optimal cleaning of dirty and blocked drains and pipes. The nozzle jets are set at an angle to allow the nozzle and hose to move freely through the pipe. Stubborn deposits adhering to the pipe walls are dislodged and washed out. Movement through very long or curved pipes may need assistance. The forward-facing rotating pencil jet effortlessly clears stubborn blockages.


[illegible]

■ NEW □ Available accessories. More Kärcher original accessories can be found on the following pages.

BARREL AND CONTAINER CLEANING



Kärcher also offers numerous accessories for barrel and deposit cleaning for perfect results in combination with Kärcher high-pressure cleaners. For example, the spray heads from the HKF range. They are optimally suited to interior cleaning of containers with capacities of up to 3,000 litres and openings from 50 mm. Or the BC 14/12, specially developed for oak barrels, which even has an integrated vacuum function.



|--|--|--|--|--|--|--|--|--|--|--|--|--|--|--|--|--|--|--|--|--|--|--|--|--|--|--|--|--|--|--|--|--|--|--|--|--|--|--|--|--|--|--|--|--|--|--|--|--|--|--|--|--|--|--|--|--|--|--|--|--|--|--|--|--|--|--|--|--|--|--|--|--|--|--|--|--|--|--|--|--|--|--|--|--|--|--|--|--|--|--|--|--|--|--|--|--|--|--|--|--|--|--|--|--|--|--|--|--|--|--|--|--|--|--|--|--|--|--|--|--|--|--|--|--|--|--|--|--|--|--|--|--|--|--|--|--|--|--|--|--|--|--|--|--|--|--|--|--|--|--|--|--|--|--|--|--|--|--|--|--|--|--|--|--|--|--|--|--|--|--|--|--|--|--|--|--|--|--|--|--|--|--|--|--|--|--|--|--|--|--|--|--|--|--|--|--|--|--|--|--|--|--|--|--|--|--|--|--|--|--|--|--|--|--|--|--|--|--|--|--|--|--|--|--|--|--|--|--|--|--|--|--|--|--|--|--|--|--|--|--|--|--|--|--|--|--|--|--|--|--|--|--|--|--|--|--|--|--|--|--|--|--|--|--|--|--|--|--|--|--|--|--|--|--|--|--|--|--|--|--|--|--|--|--|--|--|--|--|--|--|--|--|--|--|--|--|--|--|--|--|--|--|--|--|--|--|--|--|--|--|--|--|--|--|--|--|--|--|--|--|--|--|--|--|--|--|--|--|--|--|--|--|--|--|--|--|--|--|--|--|--|--|--|--|--|--|--|--|--|--|--|--|--|--|--|--|--|--|--|--|--|--|--|--|--|--|--|--|--|--|--|--|--|--|--|--|--|--|--|--|--|--|--|--|--|--|--|--|--|--|--|--|--|--|--|--|--|--|--|--|--|--|--|--|--|--|--|--|--|--|--|--|--|--|--|--|--|--|--|--|--|--|--|--|--|--|--|--|--|--|--|--|--|--|--|--|--|--|--|--|--|--|--|--|--|--|--|--|--|--|--|--|--|--|--|--|--|--|--|--|--|--|--|--|--|--|--|--|--|--|--|--|--|--|--|--|--|--|--|--|--|--|--|--|--|--|--|--|--|--|--|--|--|--|--|--|--|--|--|--|--|--|--|--|--|--|--|--|--|--|--|--|--|--|--|--|--|--|--|--|--|--|--|--|--|--|--|--|--|--|--|--|--|--|--|--|--|--|--|--|--|--|--|--|--|--|--|--|--|--|--|--|--|--|--|--|--|--|--|--|--|--|--|--|--|--|--|--|--|--|--|--|--|--|--|--|--|--|--|--|--|--|--|--|--|--|--|--|--|--|--|--|--|--|--|--|--|--|--|--|--|--|--|--|--|--|--|--|--|--|--|--|--|--|--|--|--|--|--|--|--|--|--|--|--|--|--|--|--|--|--|--|--|--|--|--|--|--|--|--|--|--|--|--|--|--|--|--|--|--|--|--|--|--|--|--|--|--|--|--|--|--|--|--|--|--|--|--|--|--|--|--|--|--|--|--|--|--|--|--|--|--|--|--|--|--|--|--|--|--|--|--|--|--|--|--|--|--|--|--|--|--|--|--|--|--|--|--|--|--|--|--|--|--|--|--|--|--|--|--|--|--|--|--|--|--|--|--|--|--|--|--|--|--|--|--|--|--|--|--|--|--|--|--|--|--|--|--|--|--|--|--|--|--|--|--|--|--|--|--|--|--|--|--|--|--|--|--|--|--|--|--|--|--|--|--|--|--|--|--|--|--|--|--|--|--|--|--|--|--|--|--|--|--|--|--|--|--|--|--|--|--|--|--|--|--|--|--|--|--|--|--|--|--|--|--|--|--|--|--|--|--|--|--|--|--|--|--|--|--|--|--|--|--|--|--|--|--|--|--|--|--|--|--|--|--|--|--|--|--|--|--|--|--|--|--|--|--|--|--|--|--|--|--|--|--|--|--|--|--|--|--|--|--|--|--|--|--|--|--|--|--|--|--|--|--|--|--|--|--|--|--|--|--|--|--|--|--|--|--|--|--|--|--|--|--|--|--|--|--|--|--|--|--|--|--|--|--|--|--|--|--|--|--|--|--|--|--|--|--|--|--|--|--|--|--|--|--|--|--|--|--|--|--|--|--|--|--|--|--|--|--|--|--|--|--|--|--|--|--|--|--|--|--|--|--|--|--|--|--|--|--|--|--|--|--|--|--|--|--|--|--|--|--|--|--|--|--|--|--|--|--|--|--|--|--|--|--|--|--|--|--|--|--|--|--|--|--|--|--|--|--|--|--|--|--|--|--|--|--|--|--|--|--|--|--|--|--|--|--|--|--|--|--|--|--|--|--|--|--|--|--|--|--|--|--|--|--|--|--|--|--|--|--|--|--|--|--|--|--|--|--|--|--|--|--|--|--|--|--|--|--|--|--|--|--|--|--|--|--|--|--|--|--|--|--|--|--|--|--|--|--|--|--|--|--|--|--|--|--|--|--|--|--|--|--|--|--|--|--|--|--|--|--|--|--|--|--|--|--|--|--|--|--|--|--|--|--|--|--|--|--|--|--|--|--|--|--|--|--|--|--|--|--|--|--|--|--|--|--|--|--|--|--|--|--|--|--|--|--|--|--|--|--|--|--|--|--|--|--|--|--|--|--|--|--|--|--|--|--|--|--|--|--|--|--|--|--|--|--|--|--|--|--|--|--|--|--|--|--|--|--|--|--|--|--|--|--|--|--|--|--|--|--|--|--|--|--|--|--|--|--|--|--|--|--|--|--|--|--|--|--|--|--|--|--|--|--|--|--|--|--|--|--|--|--|--|--|--|--|--|--|--|--|--|--|--|--|--|--|--|--|--|--|--|--|--|--|--|--|--|--|--|--|--|--|--|--|--|--|--|--|--|--|--|--|--|--|--|--|--|--|--|--|--|--|--|--|--|--|--|--|--|--|--|--|--|--|--|--|--|--|--|--|--|--|--|--|--|--|--|--|--|--|--|--|--|--|--|--|--|--|--|--|--|--|--|--|--|--|--|--|--|--|--|--|--|--|--|--|--|--|--|--|--|--|--|--|--|--|--|--|--|--|--|

☐ Available accessories. More Kärcher original accessories can be found on the following pages.

SURFACE CLEANER



Surface Cleaners offer great area performance and clean splash-free. They come with a plastic or stainless steel hood (hot water operation). Tip for extra-large surfaces: the FR 50 Me.

[illegible]

☐ Available accessories. More Kärcher original accessories can be found on the following pages.

SURFACE CLEANER WITH SUCTION



An end to tedious rinsing! The FRV 30, FRV 30 Me and now the FRV 50 Me Surface Cleaners clean with maximum area performance without splashing and automatically vacuum the dirty water.

[illegible]

☐ Available accessories. More Kärcher original accessories can be found on the following pages.

[illegible]

□ Available accessories. More Kärcher original accessories can be found on the following pages.

WET JET UNIT



The wet jet unit fits easily on Kärcher high-pressure cleaner spray lances. The abrasive is sucked up, entrained in the water jet and applied with a powerful abrasive action. Ideal for removing rust, scale and paint from components as well as graffiti.

[illegible]

□ Available accessories. More Kärcher original accessories can be found on the following pages.

FOAM SYSTEMS



The handy cup foam lance from Kärcher is particularly suitable for vehicle washes. The cleaning agent tank is on the lance. The injector for detergent inlet is integrated into the lance and is compatible with numerous Kärcher cleaning appliances.

[illegible]

☐ Available accessories. More Kärcher original accessories can be found on the following pages.

[illegible]

☐ Available accessories. More Kärcher original accessories can be found on the following pages.

CLEANING AGENT INJECTORS



The injectors are attached to the high-pressure output of the HD/HDS devices. The dosing is adjusted directly on the cleaning agent injector. Important: use the corresponding nozzle kit for the device.


[illegible]

☐ Available accessories. More Kärcher original accessories can be found on the following pages.

[illegible]

☐ Available accessories. More Kärcher original accessories can be found on the following pages.

ATTACHMENT KITS



With different attachment kits, machines can be adapted to the requirements of specific areas of use. For example, the crane loading attachment kit makes it easy to transport the machine to construction sites. With the coin remote control attachment kit, 3-phase HDS middle and super class machines can be used for self-service operation. The grey wheel attachment kit makes the machines suitable for use in the food industry or swimming pools.

[illegible]

☐ Available accessories. More Kärcher original accessories can be found on the following pages.

[illegible]

☐ Available accessories. More Kärcher original accessories can be found on the following pages.

OTHER ACCESSORIES



Kärcher high-pressure cleaners can deliver good results even without access to the water mains. We offer a range of high-performance fine-mesh filters for use with industrial water or natural water sources. Additional professional accessories further expand the scope of applications of Kärcher high-pressure cleaners.

[illegible]

■ NEW □ Available accessories. More Kärcher original accessories can be found on the following pages.



HIGH PRESSURE AT YOUR FINGERTIPS

Our stationary high-pressure units deliver impressive cleaning results in a wide variety of industries and applications due to their high power, efficiency and durability. Applications include all areas of food processing, the automotive industry and vehicle repair shops, the chemical and metal processing industry, municipal facilities like swimming pools and maintenance hangars, as well as livestock farming and agricultural vehicle care. And most certainly in your work area.

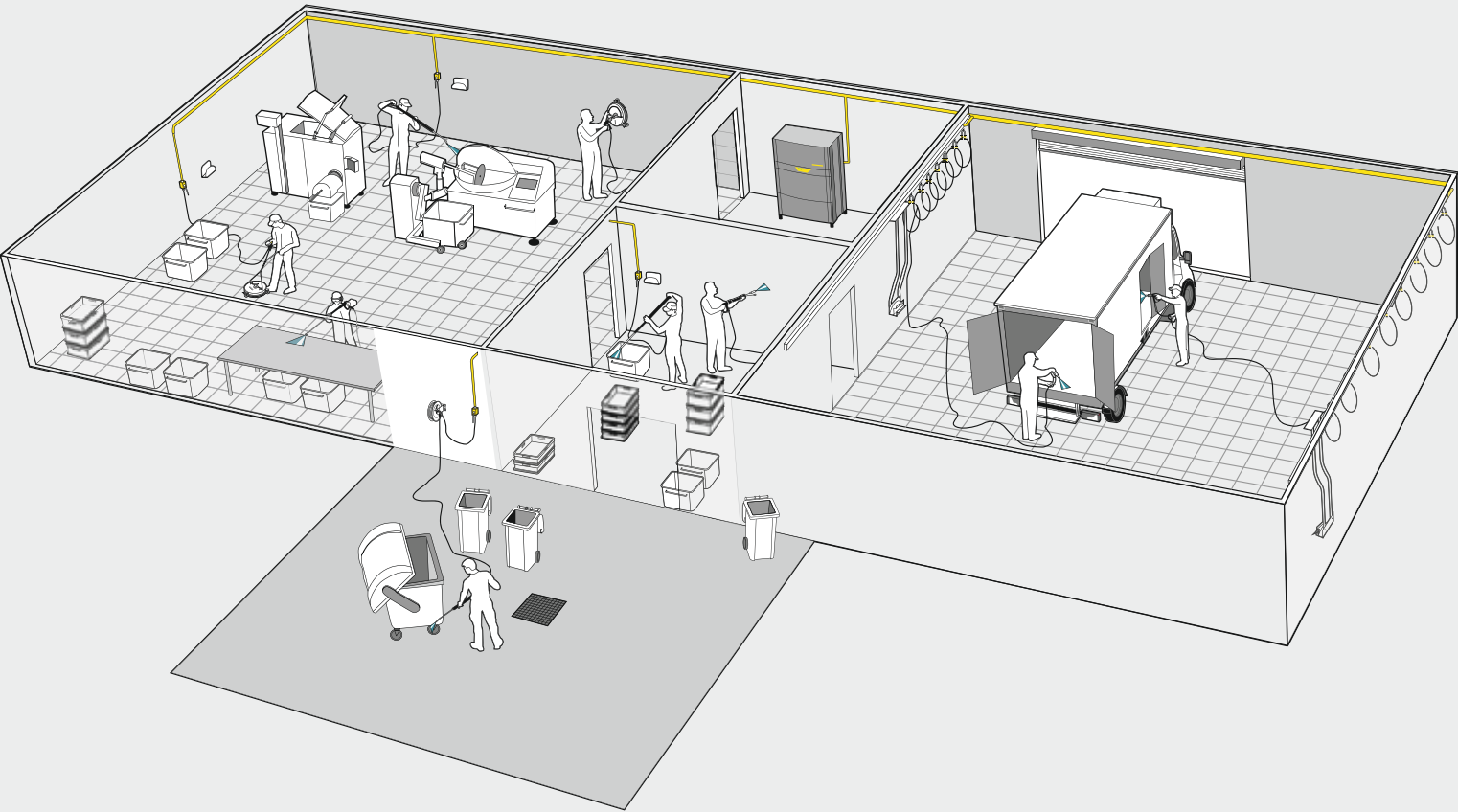


Table of contents: Stationary high-pressure cleaners		
Stationary HDS – single-lance operation	Page	188
HDC Advanced / Standard – multiple-lance operation	Page	190
HDC Classic – multiple-lance operation	Page	191
Stationary HD – single-lance operation	Page	192
Accessories	Page	196
Cleaning agents	Page	842



One solution for an entire company

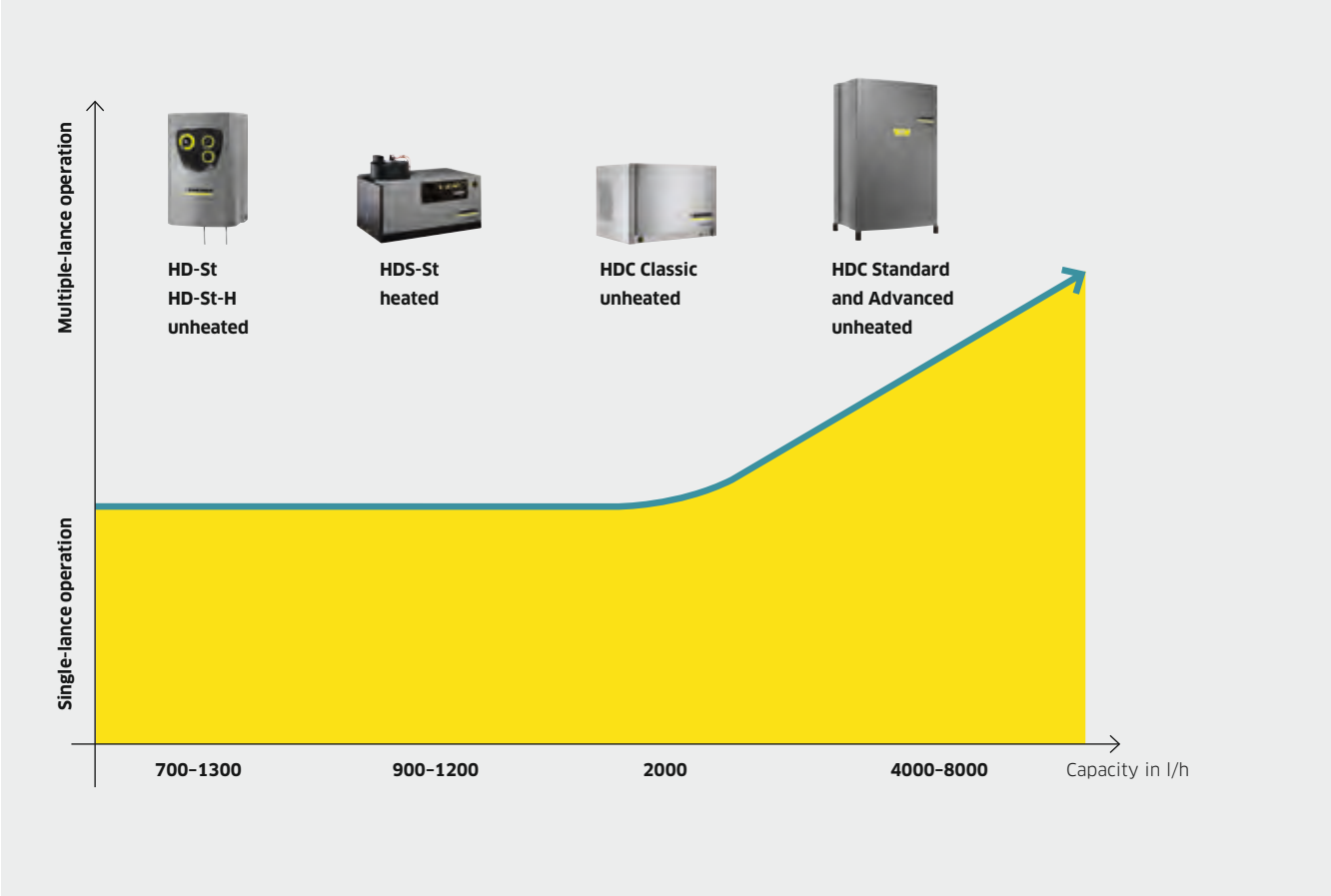
For many industrial and commercial sectors, as well as the public sector, stationary high-pressure units are essential. In the food processing industry, disinfection ensures compliance with legal requirements. For many other sectors, it is equally efficient and economical. From car workshops and fleet companies to shipping and aviation. In commercial kitchens, drinks and meat processing, wineries and agriculture. From the metalworking, chemical and pharmaceutical industries to paper manufacture. In swimming pools and all types of sanitation areas. Wherever you want to use high-pressure cleaning – our experts for stationary high-pressure units provide you with professional advice when planning your stationary system.

Convenient, safe and always ready to use

High-pressure cleaning systems are an excellent investment. Only one machine to service. Reduced cleaning times without setting up. No need to transport the machine. Space-saving design. Furthermore, stationary high-pressure units make important contributions to operational safety and work protection: Protection of employees against noise and exhaust gases. Prevention of erroneous operation by unauthorised persons. Kärcher offers a comprehensive range of accessories for wash bays to suit individual requirements and virtually unlimited applications. And, last but not least, expert installation and technical monitoring ensure comprehensive system safety.

	Order no.	Power supply (phases)	Flow rate (l/h)	Working pressure (bar/MPa)	3-piston axial pump	Crankshaft pump	Ceramic piston	Stainless steel pistons	4-pole engine (low-speed machine)	Advance pressure pump	Emission temperature limiter	Fuel shortage protection mechanism	Pressure relief	SDS hose / Pressure tank	Dry-running protection	Flame monitoring	Calcification protection	Stainless steel heating coil	Servo Control	Servo Control ready	Remote control ready	Spray gun	High-pressure hose	Spray lance	Triple nozzle	Page
Stationary hot water high-pressure cleaners, single-lance operation																										
HDS 12/14-4 St	1.699-921.0	3	600-1200	30-140 / 3-14	■	■	■	■	-	■	■	■	■	■	■	■	■	-	-	■	■	-	-	-	-	189
HDS 12/14-4 St Gas	1.251-901.0	3	600-1200	30-140 / 3-14	■	■	■	■	-	■	■	■	■	■	■	■	■	■	-	■	■	-	-	-	-	189
HDS 12/14-4 St Gas LPG	1.251-902.0	3	600-1200	30-140 / 3-14	■	■	■	■	-	■	■	■	■	■	■	■	■	■	-	■	■	-	-	-	-	189
HDS 9/14-4 St	1.698-917.0	3	500-930	30-140 / 3-14	■	■	■	■	-	■	■	■	■	■	■	■	■	■	-	■	■	-	-	-	-	189
HDS 9/16-4 St Gas	1.251-900.0	3	500-960	30-160 / 3-16	■	■	■	■	-	■	■	■	■	■	■	■	■	■	-	■	■	-	-	-	-	189
Stationary cold water high-pressure cleaners, 60/85°C, multiple-lance operation																										
HDC 120/10	1.509-502.2	3	700-12000	100 / 10	-	■	-	■	■	□	-	-	-	■	■	-	-	-	□	■	■	□	□	□	-	190
HDC 90/10	1.509-502.2	3	700-9000	100 / 10	-	■	-	■	■	□	-	-	-	■	■	-	-	-	□	■	■	□	□	□	-	190
HDC 60/10	1.509-502.2	3	700-6000	100 / 10	-	■	-	■	■	□	-	-	-	■	■	-	-	-	□	■	■	□	□	□	-	190
HDC 80/16	1.509-500.2	3	700-8000	160 / 16	-	■	-	■	■	□	-	-	-	■	■	-	-	-	□	■	■	□	□	□	-	190
HDC 80/08	1.509-500.2	3	700-8000	80 / 8	-	■	-	■	■	□	-	-	-	■	■	-	-	-	□	■	■	□	□	□	-	190
HDC 60/16	1.509-500.2	3	700-6000	160 / 16	-	■	-	■	■	□	-	-	-	■	■	-	-	-	□	■	■	□	□	□	-	190
HDC 60/08	1.509-500.2	3	700-6000	80 / 8	-	■	-	■	■	□	-	-	-	■	■	-	-	-	□	■	■	□	□	□	-	190
HDC 40/16	1.509-500.2	3	700-4000	160 / 16	-	■	-	■	■	□	-	-	-	■	■	-	-	-	□	■	■	□	□	□	-	190
HDC 40/08	1.509-500.2	3	700-4000	80 / 8	-	■	-	■	■	□	-	-	-	■	■	-	-	-	□	■	■	□	□	□	-	190
HDC 20/16	1.509-501.2	3	700-2000	160 / 16	-	■	-	■	■	□	-	-	-	■	■	-	-	-	□	■	■	□	□	□	-	191
HDC 20/08	1.509-501.2	3	700-2000	80 / 8	-	■	-	■	■	□	-	-	-	■	■	-	-	-	□	■	■	□	□	□	-	191
Stationary cold water high-pressure cleaners, single-lance operation																										
HD 13/12-4 St	1.524-950.2	3	650-1300	30-120 / 3-12	■	■	■	■	□	-	-	□	■	□	-	□	-	□	■	■	■	■	■	■	■	195
HD 9/18-4 St	1.524-950.2	3	460-900	40-180 / 4-18	■	■	■	■	□	-	-	□	■	□	-	□	-	□	■	■	■	■	■	■	■	195
HD 7/16-4 St	1.524-950.2	3	300-700	30-160 / 3-16	■	■	■	■	□	-	-	□	■	□	-	□	-	□	■	■	■	■	■	■	■	195

■ Included in the scope of supply. □ Configurable.



Single-lance operation

Stationary high-pressure units for single-lance operation offer the option to set up several points of use or only one point of use for cold or hot water. These systems are therefore particularly suitable for small and medium-sized companies, e.g. in the automotive, food or agricultural sector.

Multiple-lance operation

For increased cleaning requirements, Kärcher offers solutions that enable different areas to be cleaned simultaneously. From a central supply unit, a constant flow of high-pressure water is conveyed via a pipeline system to fixed points of use and is available in unlimited supply as and when required. Universal, versatile, efficient, safe and economical.

STATIONARY HDS - SINGLE-LANCE OPERATION

High cleaning performance and outstanding efficiency

The oil-heated stationary cleaning systems offer a very high heating output. These machines also ensure a high level of safety thanks to features such as automatic pressure relief, exhaust temperature monitoring, innovative dry-running protection and an SDS hose for absorbing pressure peaks. The gas-heated stationary high-pressure cleaning systems offer the benefit of efficient and eco-friendly combustion.



1 Water-cooled four-pole electric motor

- Long service life.
- Improved effectiveness.
- Guaranteed quiet operation.



2 Burner engineering

- High heating output.
- Spiral heating coil for a compact construction style.
- Upright construction style prevents condensation and corrosion.



3 High efficiency

- Efficient and economical cleaning thanks to the use of hot water.
- Short set-up times reduce working hours.



4 Flexible operating concept

- Central control panel on the machine.
- Remote controls can be used directly at the point of use.

TECHNICAL DATA AND EQUIPMENT

		HDS 12/14-4 St	HDS 12/14-4 St Gas	HDS 12/14-4 St Gas LPG
		■ Integrated system pressure relief ■ Soft Damping System (SDS) ■ Dry-running protection	■ Dry-running protection ■ Surface burner technology ■ Water-cooled stainless steel boiler with built-in stainless steel heater coil	■ Dry-running protection ■ Surface burner technology ■ Water-cooled stainless steel boiler with built-in stainless steel heater coil
Technical data				
Current type	Ph / V / Hz	3 / 400 / 50	3 / 400 / 50	3 / 400 / 50
Connection load	kW	7.5	7.5	7.5
Flow rate	l/h	600-1200	600-1200	600-1200
Working pressure	bar / MPa	30-140 / 3-14	30-140 / 3-14	30-140 / 3-14
Max. temperature	°C	155 / 80	98 / 98	98
Heating oil consumption, full load	kg/h	7.1	-	-
Gas consumption, full load	kg/h	-	9.8*	7.2
Weight	kg	160.4	196.6	193.5
Dimensions (L x W x H)	mm	1110 x 565 x 700	1110 x 565 x 1080	1110 x 565 x 1080
Equipment				
Soft Damping System (SDS)		■	■	■
System pressure relief		■	■	■
Flame monitoring		■	■	■
Prepared for Servo Control		■	■	■
Order no.		1.699-921.0	1.251-901.0	1.251-902.0
Price				

■ Included in the scope of supply.
* m³/h

		HDS 9/14-4 St	HDS 9/16-4 St Gas
		■ Integrated system pressure relief ■ Soft Damping System (SDS) ■ Dry-running protection	■ Dry-running protection ■ Surface burner technology ■ Water-cooled stainless steel boiler with built-in stainless steel heater coil
Technical data			
Current type	Ph / V / Hz	3 / 400 / 50	3 / 400 / 50
Connection load	kW	6.4	6.4
Flow rate	l/h	500-930	500-960
Working pressure	bar / MPa	30-140 / 3-14	30-160 / 3-16
Max. temperature	°C	155 / 80	98 / 98
Heating oil consumption, full load	kg/h	5.8	-
Gas consumption, full load	kg/h	-	7.2*
Weight	kg	146.9	172
Dimensions (L x W x H)	mm	1110 x 565 x 690	1110 x 565 x 970
Equipment			
Soft Damping System (SDS)		■	■
System pressure relief		■	■
Flame monitoring		■	■
Prepared for Servo Control		■	■
Order no.		1.698-917.0	1.251-900.0
Price			


■ Included in the scope of supply.
* m³/h

HDC ADVANCED / STANDARD - MULTIPLE LANCE OPERATION



Highly flexible for all applications

The HDC standard is highly versatile. Various configuration options are available to suit individual requirements.



1 Modular design

- The HDC systems can be fitted with up to four pump aggregates upon request. This ensures the utmost flexibility for every purpose of use.

2 Intelligent pump control

- Regardless of the required water volume, the control switches other pumps on and off again as required.

HDC Advanced			HDC Standard
<div><div></div><div>■ For 1 to 12 users at the same time</div><div>■ Partial quantity regulation by frequency converter</div><div>■ Stationary supply unit</div></div>			<div><div></div><div>■ For 1 to 8 users at the same time</div><div>■ Stationary supply unit</div></div>
Technical data			
Flow rate	l/h	700-12000	700-8000
Max. pressure	bar / MPa	100 / 10	80 / 160 / 8 / 16
Number of pumps	piece(s)	2-4	2-4
Number of current phases	Ph	3	3
Voltage	V	400 / others upon request	400 / others upon request
Frequency	Hz	50	50
Connection load	kW	22-46	11-44
Inlet temperature	°C	max. 85	max. 85
Weight	kg	310-610	310-610
Dimensions (L × W × H)	mm	1150 × 750 × 1840	1150 × 750 × 1840

Configurable equipment

Frame:

Frame:		
Powder-coated steel	<input type="checkbox"/>	<input type="checkbox"/>
Stainless steel	<input type="checkbox"/>	<input type="checkbox"/>
Machine cover:		
Powder-coated steel	<input type="checkbox"/>	<input type="checkbox"/>
Stainless steel	<input type="checkbox"/>	<input type="checkbox"/>
Order no.	1.509-502.2	1.509-500.2
Price		


☐ Optional accessories.

HDC CLASSIC – MULTIPLE LANCE OPERATION



For up to three operators

Whether it be the food industry, a manufacturing enterprise or a local authority, the HDC Classic provides smaller businesses with a simple, on-demand system for up to three operators.



1 Water network separation through preflow container

- Any intake of air is avoided as the water is allowed to settle in the preflow container. This protects the pump.

2 Automatic start function

- The pump starts as soon as the trigger gun is activated, allowing convenient working from any supply point.

HDC Classic		
<ul style="list-style-type: none"> ■ For 1 to 3 users at the same time ■ Can be mounted to the wall or floor ■ Stationary supply unit 		
Technical data		
Flow rate	l/h	700-2000
Max. pressure	bar / MPa	80 / 160 / 8 / 16
Number of pumps	piece(s)	1
Number of current phases	Ph	3
Voltage	V	400 / others upon request
Frequency	Hz	50
Connection load	kW	5.5 / 11
Inlet temperature	°C	max. 85
Weight	kg	135 / 150
Dimensions (L × W × H)	mm	860 × 595 × 580

Configurable equipment

Frame:

Frame:	
Powder-coated steel	<input type="checkbox"/>
Stainless steel	<input type="checkbox"/>
Machine cover:	
Powder-coated steel	<input type="checkbox"/>
Stainless steel	<input type="checkbox"/>
Order no.	1.509-501.2
Price	

□ Optional accessories.

STATIONARY HD - SINGLE-LANCE OPERATION

The tailor-made cleaning solution

Compact stationary high-pressure cleaners that can be configured to suit individual customer requirements. This stationary model series offers the benefits of short set-up times, space-saving storage and individual configuration of cleaning stations.



1 Individual configuration

- For low investment costs: Simply select the basic device and search for the required equipment features.
- Over 50 accessory parts for optimum equipment at the point of use.



2 Excellent cleaning power with hot water supply

- Up to 70°C water inlet temperature even in the entry-level model.
- HWE 860 can also be used to supply the high-pressure cleaner with hot water.



3 Most equipment features and accessory parts can easily be retrofitted at any time

- Various equipment features can be retrofitted at any time.
- Easy installation.
- Simple Plug 'n' Play system.



4 Built to last and retain value

- 4-pole low-speed electric motor.
- Hard-wearing ceramic pistons.
- Large pressure tank protects all pressure-loaded components.

CONFIGURATION OPTIONS

H-version with water inlet temperature up to 85°C

Frame and casing:
Powder-coated or stainless steel

Attachment kits:

Liquid softener dosing unit
Dry-running protection
Automatic pressure relief
Operating hour counter

Basic versions:

HD 13/12-4 St
HD 9/18-4 St
HD 7/16-4 St



Cleaning agents and remote control:

Remote control ready for dispensing 1 cleaning agent at low pressure
Remote control ready for dispensing 1 cleaning agent at high pressure
Remote control ready for dispensing 2 cleaning agents at low pressure
Remote control ready for dispensing 2 cleaning agents at high pressure



Liquid softener dosing unit

Protects the pump from calcification in hot water operation.



Automatic pressure relief

Relieves all high-pressure components and reduces wear and tear.



Dry-running protection

Switches off the high-pressure pump in the event of water shortage to safeguard against damage.



Operating hour counter

Displays the number of hours the machine has been in operation.

TECHNICAL DATA AND EQUIPMENT

Choose from three different basic models: HD 13/12-4 St, HD 9/18-4 St and HD 7/16-4 St. The HWE 860 hot water generator can also be connected upstream for all H versions.




		HD 13/12-4 St	HD 9/18-4 St	HD 7/16-4 St	HWE 860
		■ Compact model ■ Includes complete spray unit ■ Single-lance operation	■ Compact model ■ Includes complete spray unit ■ Single-lance operation	■ Compact model ■ Includes complete spray unit ■ Single-lance operation	■ 55 l stainless steel tank ■ Electrically heated water heater (80°C) ■ With safety thermostat and water shortage protection
Technical data					
Power supply	Ph/V/Hz	3 / 400 / 50	3 / 400 / 50	3 / 400 / 50	3 / 400 / 50
Flow rate	l/h	650-1300	460-900	300-700	min. 1000
Working pressure	bar / MPa	30-120 / 3-12	40-180 / 4-18	30-160 / 3-16	-
Max. pressure	bar / MPa	150 / 15	210 / 21	190 / 19	-
Max. inlet temperature	°C	70	70	70	80
Connection load	kW	6.4	6.4	4.4	24
Weight	kg	72	62.5	53	42
Dimensions (L × W × H)	mm	533 × 790 × 420	533 × 790 × 420	533 × 790 × 420	440 × 508 × 751
Equipment - Standard					
Spray gun		EASY!Force Advanced	EASY!Force Advanced	EASY!Force Advanced	-
High-pressure hose	m	10	10	10	-
Spray lance	mm	1050	1050	1050	-
Triple nozzle	■	■	■	■	-
Servo Control ready	■	■	■	■	-
Order no.		1.524-950.2	1.524-950.2	1.524-950.2	3.070-030.0
Price					

■ Included in the scope of supply.

ATTACHMENT KITS

After selecting the basic version, it can be adapted with various attachment kits and accessories to meet specific customer requirements. Various configuration options are shown in the following table:



	HD 13/12-4 St	HD 9/18-4 St	HD 7/16-4 St
Configuration - optional			
Inlet temperature 85 °C: For tackling stubborn or greasy dirt. Includes advance pressure pump and adjustment of the high-pressure pump	85	85	85
Liquid softener dosing unit: Protects the high-pressure pump against calcification	<input type="checkbox"/>	<input type="checkbox"/>	<input type="checkbox"/>
Stainless steel chassis: Corrosion resistant and easy to clean	<input type="checkbox"/>	<input type="checkbox"/>	<input type="checkbox"/>
Dry-running protection: Protects the high-pressure pump should the water inlet volume be insufficient	<input type="checkbox"/>	<input type="checkbox"/>	<input type="checkbox"/>
Pressure relief: Relieves all high-pressure system components	<input type="checkbox"/>	<input type="checkbox"/>	<input type="checkbox"/>
Operating hour counter: Displays the number of hours the machine has been in operation	<input type="checkbox"/>	<input type="checkbox"/>	<input type="checkbox"/>
Remote control ready for dispensing 1 cleaning agent. Application with low-pressure stream	<input type="checkbox"/>	<input type="checkbox"/>	<input type="checkbox"/>
Remote control ready for dispensing 1 cleaning agent. Application with high-pressure jet	<input type="checkbox"/>	<input type="checkbox"/>	<input type="checkbox"/>
Remote control ready for dispensing 2 cleaning agents. Application with low-pressure stream	<input type="checkbox"/>	<input type="checkbox"/>	<input type="checkbox"/>
Remote control ready for dispensing 2 cleaning agents. Application with high-pressure jet	<input type="checkbox"/>	<input type="checkbox"/>	<input type="checkbox"/>

☐ Available accessories.

ACCESSORIES FOR STATIONARY HIGH-PRESSURE CLEANERS



Wherever high demands are regularly placed on cleaning performance, stationary systems demonstrate their strengths. And in many different areas of use.



																																																																																																																																																																																																																																																																																																																																																																																																																																																																																																																																																																																																																																																																																																																																																																																																																																																																																																																																																																																																																																																																																																																																																																																																																																																																																																																																																																																																																																																																																										</
--	--	--	--	--	--	--	--	--	--	--	--	--	--	--	--	--	--	--	--	--	--	--	--	--	--	--	--	--	--	--	--	--	--	--	--	--	--	--	--	--	--	--	--	--	--	--	--	--	--	--	--	--	--	--	--	--	--	--	--	--	--	--	--	--	--	--	--	--	--	--	--	--	--	--	--	--	--	--	--	--	--	--	--	--	--	--	--	--	--	--	--	--	--	--	--	--	--	--	--	--	--	--	--	--	--	--	--	--	--	--	--	--	--	--	--	--	--	--	--	--	--	--	--	--	--	--	--	--	--	--	--	--	--	--	--	--	--	--	--	--	--	--	--	--	--	--	--	--	--	--	--	--	--	--	--	--	--	--	--	--	--	--	--	--	--	--	--	--	--	--	--	--	--	--	--	--	--	--	--	--	--	--	--	--	--	--	--	--	--	--	--	--	--	--	--	--	--	--	--	--	--	--	--	--	--	--	--	--	--	--	--	--	--	--	--	--	--	--	--	--	--	--	--	--	--	--	--	--	--	--	--	--	--	--	--	--	--	--	--	--	--	--	--	--	--	--	--	--	--	--	--	--	--	--	--	--	--	--	--	--	--	--	--	--	--	--	--	--	--	--	--	--	--	--	--	--	--	--	--	--	--	--	--	--	--	--	--	--	--	--	--	--	--	--	--	--	--	--	--	--	--	--	--	--	--	--	--	--	--	--	--	--	--	--	--	--	--	--	--	--	--	--	--	--	--	--	--	--	--	--	--	--	--	--	--	--	--	--	--	--	--	--	--	--	--	--	--	--	--	--	--	--	--	--	--	--	--	--	--	--	--	--	--	--	--	--	--	--	--	--	--	--	--	--	--	--	--	--	--	--	--	--	--	--	--	--	--	--	--	--	--	--	--	--	--	--	--	--	--	--	--	--	--	--	--	--	--	--	--	--	--	--	--	--	--	--	--	--	--	--	--	--	--	--	--	--	--	--	--	--	--	--	--	--	--	--	--	--	--	--	--	--	--	--	--	--	--	--	--	--	--	--	--	--	--	--	--	--	--	--	--	--	--	--	--	--	--	--	--	--	--	--	--	--	--	--	--	--	--	--	--	--	--	--	--	--	--	--	--	--	--	--	--	--	--	--	--	--	--	--	--	--	--	--	--	--	--	--	--	--	--	--	--	--	--	--	--	--	--	--	--	--	--	--	--	--	--	--	--	--	--	--	--	--	--	--	--	--	--	--	--	--	--	--	--	--	--	--	--	--	--	--	--	--	--	--	--	--	--	--	--	--	--	--	--	--	--	--	--	--	--	--	--	--	--	--	--	--	--	--	--	--	--	--	--	--	--	--	--	--	--	--	--	--	--	--	--	--	--	--	--	--	--	--	--	--	--	--	--	--	--	--	--	--	--	--	--	--	--	--	--	--	--	--	--	--	--	--	--	--	--	--	--	--	--	--	--	--	--	--	--	--	--	--	--	--	--	--	--	--	--	--	--	--	--	--	--	--	--	--	--	--	--	--	--	--	--	--	--	--	--	--	--	--	--	--	--	--	--	--	--	--	--	--	--	--	--	--	--	--	--	--	--	--	--	--	--	--	--	--	--	--	--	--	--	--	--	--	--	--	--	--	--	--	--	--	--	--	--	--	--	--	--	--	--	--	--	--	--	--	--	--	--	--	--	--	--	--	--	--	--	--	--	--	--	--	--	--	--	--	--	--	--	--	--	--	--	--	--	--	--	--	--	--	--	--	--	--	--	--	--	--	--	--	--	--	--	--	--	--	--	--	--	--	--	--	--	--	--	--	--	--	--	--	--	--	--	--	--	--	--	--	--	--	--	--	--	--	--	--	--	--	--	--	--	--	--	--	--	--	--	--	--	--	--	--	--	--	--	--	--	--	--	--	--	--	--	--	--	--	--	--	--	--	--	--	--	--	--	--	--	--	--	--	--	--	--	--	--	--	--	--	--	--	--	--	--	--	--	--	--	--	--	--	--	--	--	--	--	--	--	--	--	--	--	--	--	--	--	--	--	--	--	--	--	--	--	--	--	--	--	--	--	--	--	--	--	--	--	--	--	--	--	--	--	--	--	--	--	--	--	--	--	--	--	--	--	--	--	--	--	--	--	--	--	--	--	--	--	--	--	--	--	--	--	--	--	--	--	--	--	--	--	--	--	--	--	--	--	--	--	--	--	--	--	--	--	--	--	--	--	--	--	--	--	--	--	--	--	--	--	--	--	--	--	--	--	--	--	--	--	--	--	--	--	--	--	--	--	--	--	--	--	--	--	--	--	--	--	--	--	--	--	--	--	--	--	--	--	--	--	--	--	--	--	--	--	--	--	--	--	--	--	--	--	--	--	--	--	--	--	--	--	--	--	--	--	--	--	--	--	--	--	--	--	--	--	--	--	--	--	--	--	--	--	--	--	--	--	--	--	--	--	--	--	--	--	--	--	--	--	--	--	--	--	--	--	--	--	--	--	--	--	--	--	--	--	--	--	--	--	--	--	--	--	--	--	--	--	--	--	--	--	--	--	--	--	--	--	--	--	--	--	--	--	--	--	--	--	--	--	--	--	--	--	--	--	--	--	--	--	--	--	--	--	--	--	--	--	--	--	--	--	--	--	--	--	--	--	--	--	--	--	--	--	--	--	--	--	--	--	--	--	--	--	--	--	--	--	--	--	--	--	--	--	--	--	--	--	--	--	--	--	--	--	--	--	--	--	--	--	--	--	--	--	--	--	--	--	--	--	--	--	--	--	--	--	--	--	--	--	--	--	--	--	--	--	--	--	--	--	--	--	--	--	--	--	--	--	--	--	--	--	--	--	--	--	--	--	--	--	--	--	--	--	--	--	--	--	--	--	--	--	--	--	--	--	--	--	--	--	--	--	--	--	--	--	--	--	--	--	--	--	--	--	--	--	--	--	--	--	--	--	--	--	--	--	--	--	--	--	--	--	--	--	--	--	--	--	--	--	--	--	--	--	--	--	--	--	--	--	--	--	--	--	--	--	--	--	--	--	--	--	--	--	--	--	--	--	--	--	--	--	--	--	--	--	--	--	--	--	--	--	--	--	--	--	--	--	--	--	--	--	--	--	--	--	--	--	--	--	--	--	--	--	--	--	--	--	--	--	--	--	--	--	--	--	--	--	--	--	--	--	--	--	--	--	--	--	--	--	--	--	--	--	--	--	--	--	--	--	--	--	--	--	--	--	--	--	--	--	--	--	--	--	--	--	--	--	--	--	--	--	----

☐ Available accessories. More Kärcher original accessories can be found on the following pages.




|--|--|--|--|--|--|--|--|--|--|--|--|--|--|--|--|--|--|--|--|--|--|--|--|--|--|--|--|--|--|--|--|--|--|--|--|--|--|--|--|--|--|--|--|--|--|--|--|--|--|--|--|--|--|--|--|--|--|--|--|--|--|--|--|--|--|--|--|--|--|--|--|--|--|--|--|--|--|--|--|--|--|--|--|--|--|--|--|--|--|--|--|--|--|--|--|--|--|--|--|--|--|--|--|--|--|--|--|--|--|--|--|--|--|--|--|--|--|--|--|--|--|--|--|--|--|--|--|--|--|--|--|--|--|--|--|--|--|--|--|--|--|--|--|--|--|--|--|--|--|--|--|--|--|--|--|--|--|--|--|--|--|--|--|--|--|--|--|--|--|--|--|--|--|--|--|--|--|--|--|--|--|--|--|--|--|--|--|--|--|--|--|--|--|--|--|--|--|--|--|--|--|--|--|--|--|--|--|--|--|--|--|--|--|--|--|--|--|--|--|--|--|--|--|--|--|--|--|--|--|--|--|--|--|--|--|--|--|--|--|--|--|--|--|--|--|--|--|--|--|--|--|--|--|--|--|--|--|--|--|--|--|--|--|--|--|--|--|--|--|--|--|--|--|--|--|--|--|--|--|--|--|--|--|--|--|--|--|--|--|--|--|--|--|--|--|--|--|--|--|--|--|--|--|--|--|--|--|--|--|--|--|--|--|--|--|--|--|--|--|--|--|--|--|--|--|--|--|--|--|--|--|--|--|--|--|--|--|--|--|--|--|--|--|--|--|--|--|--|--|--|--|--|--|--|--|--|--|--|--|--|--|--|--|--|--|--|--|--|--|--|--|--|--|--|--|--|--|--|--|--|--|--|--|--|--|--|--|--|--|--|--|--|--|--|--|--|--|--|--|--|--|--|--|--|--|--|--|--|--|--|--|--|--|--|--|--|--|--|--|--|--|--|--|--|--|--|--|--|--|--|--|--|--|--|--|--|--|--|--|--|--|--|--|--|--|--|--|--|--|--|--|--|--|--|--|--|--|--|--|--|--|--|--|--|--|--|--|--|--|--|--|--|--|--|--|--|--|--|--|--|--|--|--|--|--|--|--|--|--|--|--|--|--|--|--|--|--|--|--|--|--|--|--|--|--|--|--|--|--|--|--|--|--|--|--|--|--|--|--|--|--|--|--|--|--|--|--|--|--|--|--|--|--|--|--|--|--|--|--|--|--|--|--|--|--|--|--|--|--|--|--|--|--|--|--|--|--|--|--|--|--|--|--|--|--|--|--|--|--|--|--|--|--|--|--|--|--|--|--|--|--|--|--|--|--|--|--|--|--|--|--|--|--|--|--|--|--|--|--|--|--|--|--|--|--|--|--|--|--|--|--|--|--|--|--|--|--|--|--|--|--|--|--|--|--|--|--|--|--|--|--|--|--|--|--|--|--|--|--|--|--|--|--|--|--|--|--|--|--|--|--|--|--|--|--|--|--|--|--|--|--|--|--|--|--|--|--|--|--|--|--|--|--|--|--|--|--|--|--|--|--|--|--|--|--|--|--|--|--|--|--|--|--|--|--|--|--|--|--|--|--|--|--|--|--|--|--|--|--|--|--|--|--|--|--|--|--|--|--|--|--|--|--|--|--|--|--|--|--|--|--|--|--|--|--|--|--|--|--|--|--|--|--|--|--|--|--|--|--|--|--|--|--|--|--|--|--|--|--|--|--|--|--|--|--|--|--|--|--|--|--|--|--|--|--|--|--|--|--|--|--|--|--|--|--|--|--|--|--|--|--|--|--|--|--|--|--|--|--|--|--|--|--|--|--|--|--|--|--|--|--|--|--|--|--|--|--|--|--|--|--|--|--|--|--|--|--|--|--|--|--|--|--|--|--|--|--|--|--|--|--|--|--|--|--|--|--|--|--|--|--|--|--|--|--|--|--|--|--|--|--|--|--|--|--|--|--|--|--|--|--|--|--|--|--|--|--|--|--|--|--|--|--|--|--|--|--|--|--|--|--|--|--|--|--|--|--|--|--|--|--|--|--|--|--|--|--|--|--|--|--|--|--|--|--|--|--|--|--|--|--|--|--|--|--|--|--|--|--|--|--|--|--|--|--|--|--|--|--|--|--|--|--|--|--|--|--|--|--|--|--|--|--|--|--|--|--|--|--|--|--|--|--|--|--|--|--|--|--|--|--|--|--|--|--|--|--|--|--|--|--|--|--|--|--|--|--|--|--|--|--|--|--|--|--|--|--|--|--|--|--|--|--|--|--|--|--|--|--|--|--|--|--|--|--|--|--|--|--|--|--|--|--|--|--|--|--|--|--|--|--|--|--|--|--|--|--|--|--|--|--|--|--|--|--|--|--|--|--|--|--|--|--|--|--|--|--|--|--|--|--|--|--|--|--|--|--|--|--|--|--|--|--|--|--|--|--|--|--|--|--|--|--|--|--|--|--|--|--|--|--|--|--|--|--|--|--|--|--|--|--|--|--|--|--|--|--|--|--|--|--|--|--|--|--|--|--|--|--|--|--|--|--|--|--|--|--|--|--|--|--|--|--|--|--|--|--|--|--|--|--|--|--|--|--|--|--|--|--|--|--|--|--|--|--|--|--|--|--|--|--|--|--|--|--|--|--|--|--|--|--|--|--|--|--|--|--|--|--|--|--|--|--|--|--|--|--|--|--|--|--|--|--|--|--|--|--|--|--|--|--|--|--|--|--|--|--|--|--|--|--|--|--|--|--|--|--|--|--|--|--|--|--|--|--|--|--|--|--|--|--|--|--|--|--|--|--|--|--|--|--|--|--|--|--|--|--|--|--|--|--|--|--|--|--|--|--|--|--|--|--|--|--|--|--|--|--|--|--|--|--|--|--|--|--|--|--|--|--|--|--|--|--|--|--|--|--|--|--|--|--|--|--|--|--|--|--|--|--|--|--|--|--|--|--|--|--|--|--|--|--|--|--|--|--|--|--|--|--|--|--|--|--|--|--|--|--|--|--|--|--|--|--|--|--|--|--|--|--|--|--|--|--|--|--|--|--|--|--|--|--|--|--|--|--|--|--|--|--|--|--|--|--|--|--|--|--|--|--|--|--|--|--|--|--|--|--|--|--|--|--|--|--|--|--|--|--|--|--|--|--|--|--|--|--|--|--|--|--|--|--|--|--|--|--|--|--|--|--|--|--|--|--|--|--|--|

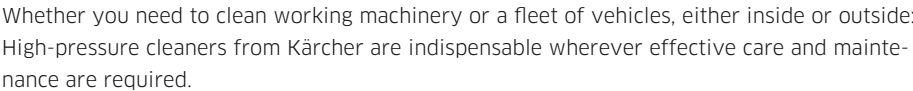
□ Available accessories. More Kärcher original accessories can be found on the following pages.



■ Included in the scope of supply. □ Available accessories. More Kärcher original accessories can be found on the following pages.

[illegible]

☐ Available accessories. More Kärcher original accessories can be found on the following pages.



□ Available accessories. More Kärcher original accessories can be found on the following pages.

EVEN MORE POWER FOR CHALLENGING TASKS: OUR ULTRA HIGH-PRESSURE CLEANERS

With power ratings from around 15 to 30 kW and a pressure of 350 to 1,000 bar, our compact and mobile ultra high-pressure cleaners are ideal for demanding tasks in transport, construction and industry. Kärcher ultra high-pressure cleaners are partly developed in close collaboration with our WOMA UHP centre of expertise.



Table of contents: Ultra high-pressure cleaners

HD Cage 30 kW	Page	208
HD Cage 15 kW	Page	210
WOMA UHP	Page	212
Ultra high-pressure cleaner accessories	Page	214



Two classes - one quality

Our mobile and flexible HD Cage machines are in a class of their own. The 15 kW class consistently generates a working pressure of 350 to 500 bar. In this class, you can choose between an electric motor and a gasoline engine. The 30 kW class delivers up to 30 l/min at 500 bar and up to 15 l/min at 1,000 bar - exactly the power and endurance you need e.g. for cleaning formwork elements.



How to read the machine names:


Machine type	Flow rate		Working pressure	Motor	Drive	Equipment
Example: HD	18	/	50	-4		
HD	= High-pressure cleaner (cold water) × 100 in l/h		in MPa	-4 = 4-pole	Ge = Gasoline engine (gasoline) De = Diesel engine	Cage = Robust pipe frame Skid = Stationary frame Classic = Basic equipment Adv = Advanced

HD CAGE 30 KW



Removes even the most stubborn dirt

Even the most stubborn dirt stands no chance against the 1,000 bar working pressure of our new HD 9/100 ultra high-pressure cleaner, which boasts impressive cleaning performance coupled with low water consumption. This is achieved thanks to the high volumetric efficiency of WOMA's powerful industrial high-pressure pump. This versatile machine can be used for many different applications.



1 Powerful industrial high-pressure pump

- Plunger made from carbide for a long service life.
- Maintenance-friendly design that makes replacing wear parts such as valves, seals and plungers easy.

2 User-friendly WOMA trigger gun

- Lightweight with an ergonomically designed handle for ease of operation.
- Reduced trigger forces for effortless working.

HD 9/100-4 Cage Adv			HD 9/100-4 Cage Classic		
<div><div></div><div>■ Pressure relief valve that makes it easy and comfortable to use</div></div>			<div><div></div><div>■ Booster pump as standard</div></div>		
<div><div></div><div>■ Water shortage protection as standard</div></div>			<div><div></div><div>■ Water shortage protection as standard</div></div>		
Technical data					
Current type	Ph / V / Hz	3 / 380-415 / 50		3 / 380-415 / 50	
Connection load	kW	30		30	
Flow rate	l/h	978		978	
Working pressure	bar / MPa	1000 / 100		1000 / 100	
Max. pressure	bar / MPa	1100 / 110		1100 / 110	
Max. inlet temperature	°C	45		45	
Weight	kg	398		392	
Dimensions (L × W × H)		1385 × 790 × 1090		1385 × 790 × 1090	
Equipment					
Spray gun		UHP trigger gun (Dry Shut)		UHP trigger gun (Dump Gun)	
High-pressure hose	m	20		20	
Spray lance	mm	750		750	
Nozzle		-		-	
Integrated water filter		■		■	
Automatic pressure relief		■		■	
Dry run protection		■		■	
Order no.		1.812-002.0		1.812-000.0	
Price					

■ Included in the scope of supply.

HD CAGE 30 KW



For maximised area performance

Developed to tackle large areas of dirt, this versatile, portable model from our UHP compact class can be used for an impressively wide range of applications. The combination of a working pressure of 500 bar and a water delivery rate of 1,800 l/h results in a cleaning performance of 30 kW, which guarantees excellent results even on large areas. And a cage unit protects the machine even in the harshest conditions.



1 Pressure relief valve

- The pressure relief valve reduces the pressure in the hose, so it remains flexible when the trigger gun is closed.
- Prevents any sudden recoil for the user, as the pressure is built up slowly when pulling the trigger gun.

2 Outstanding mobility

- Large wheels, as well as an optimum centre of gravity secure a high degree of mobility for the machine – despite its size.
- A practical crane hook allows simple transport, also over rough terrain.

HD 18/50-4 Cage Adv			HD 18/50-4 Cage Classic		
<div><div></div><div><div></div><div></div><div></div></div><div><div></div><div></div><div></div></div></div>			<div><div></div><div><div></div><div></div><div></div></div><div><div></div><div></div><div></div></div></div>		
Technical data					
Current type	Ph / V / Hz	3 / 380-415 / 50	3 / 380-415 / 50		
Connection load	kW	30	30		
Flow rate	l/h	1800	1800		
Working pressure	bar / MPa	max. 500 / max. 50	max. 500 / max. 50		
Max. pressure	bar / MPa	620 / 62	620 / 62		
Max. inlet temperature	°C	max. 60	max. 60		
Weight	kg	317	321		
Dimensions (L × W × H)	mm	747 × 1317 × 1093	747 × 1317 × 1093		
Equipment					
Spray gun		Industrial trigger gun	Industrial trigger gun		
High-pressure hose	m	20 / Heavy duty	20 / Heavy duty		
Spray lance	mm	700	700		
Nozzle		Power nozzle	Power nozzle		
Integrated water filter		■	■		
Automatic pressure relief		■	-		
Dry run protection		■	■		
Order no.		1.367-162.0	1.367-160.0		
Price					

■ Included in the scope of supply.

Enter into the world of ultra high-pressure cleaners



With 350 to 500 bar working pressure, these are entry-level UHP Compact class machines. The machines have a tough cage design, are relentless against dirt, safe to load by crane and very easy to transport with the clever sack truck principle.









1 High-performance crankshaft pump

- Reliable and durable Kärcher high-performance crankshaft pump ensures optimal pressure.

2 Safe storage

- Accessories and tools are stored in a protected compartment. This means that everything is always in its place.

HD 9/50-4 Cage**HD 13/35-4 Cage**

		 Robust industrial gun	 Robust industrial gun
		 Dry run protection (optional)	 Dry run protection (optional)
Technical data			
Current type	Ph / V / Hz	3 / 400 / 50	3 / 400 / 50
Connection load	kW	15	15
Flow rate	l/h	500-900	500-1300
Working pressure	bar / MPa	150-max. 500 / 15-max. 50	100-max. 350 / 10-max. 35
Max. pressure	bar / MPa	640 / 64	450 / 45
Max. inlet temperature	°C	max. 60	max. 60
Weight	kg	190	190
Dimensions (L × W × H)	mm	930 × 800 × 920	930 × 800 × 920
Equipment			
Spray gun		Industrial trigger gun	Industrial trigger gun
High-pressure hose	m	10 / Heavy duty	10 / Heavy duty
Spray lance	mm	700	700
Nozzle		Power nozzle	Power nozzle
Integrated water filter			
Automatic pressure relief		-	-
Dry run protection		-	-
Order no.		1.367-156.0	1.367-154.0
Price			

■ Included in the scope of supply.

HD CAGE 15 KW



Maximum flexibility for tough applications

The economical and reliable combustion engine offers maximum independence. The machine easily copes with the most difficult cleaning tasks thanks to 350 or 500 bar water pressure.



1 Industrial spray gun

- Robust and durable: The new Kärcher industrial trigger gun was designed specially for heavy-duty use.

2 Speed regulation

- The speed is automatically reduced in standby mode. This protects the engine and saves energy.

HD 9/50 Ge Cage

HD 13/35 Ge Cage

		<ul style="list-style-type: none">■ Robust industrial gun■ Dry run protection (optional)■ Speed regulation	<ul style="list-style-type: none">■ Robust industrial gun■ Dry run protection (optional)■ Speed regulation
Technical data			
Engine manufacturer		Honda	Honda
Motor type		CX 660/Gasoline	CX 660/Gasoline
Motor rating	kW	16	16
Flow rate	l/h	500-900	500-1300
Working pressure	bar / MPa	150-max. 500 / 15-max. 50	100-max. 350 / 10-35
Max. pressure	bar / MPa	640 / 64	450 / 45
Max. inlet temperature	°C	max. 60	max. 60
Weight	kg	135	135
Dimensions (L × W × H)	mm	930 × 800 × 920	930 × 800 × 920
Equipment			
Spray gun		Industrial trigger gun	Industrial trigger gun
High-pressure hose	m	10 / Heavy duty	10 / Heavy duty
Spray lance	mm	700	700
Nozzle		Power nozzle	Power nozzle
Integrated water filter		■	■
Automatic pressure relief		-	-
Dry run protection		-	-
Order no.		1.367-506.0	1.367-505.0
Price			

■ Included in the scope of supply.

WOMA - INDIVIDUAL CONFIGURATIONS IN 4 STEPS

Thanks to consistent investment in research and development, a pioneering spirit and dedication to innovation, WOMA has been the technological leader and a driver of innovation in high-pressure water stream technology for decades. WOMA develops systems that can achieve water pressures of up to 4,000 bar and flow rates of around 1,800 litres per minute. As part of the Kärcher Group, the world market leader for cleaning technology, WOMA also plays an important role internationally.



- 1 Pump**
Low-speed and low-wear ultra high-pressure pumps from WOMA are characterised by operating pressures of up to 4,000 bar, a long lifetime and long maintenance intervals.
- 2 System control**
WOMA offers the right system based on the requirements of the application and the customer's specifications, from Classic control for dump gun operation through to easy-to-understand Expert control. Expert control impresses with operating state monitoring, pressure-speed control for high operational safety, and efficient use of resources, for example.

- 3 Drive**
The ultra high-pressure pumps can be driven either by robust diesel engines or zero-emission electric motors with energy efficiency class rating IE3. Diesel engines with legal emissions levels are fitted depending on the applicable legislation.
- 4 Assembly options**
Complete assembly flexibility: The ultra-high-pressure unit can be assembled on a simple basic frame or on a moving trailer with hood. It is also easy to install in an ISO container.

Further information is available at www.woma.de.







- Suitable for a variety of applications thanks to special accessories**
- 1** Heat exchanger cleaning
- 2** Paint stripping
- 3** Formwork cleaning
- 4** Surface cleaning
- 5** Concrete restoration
- Further information is available on request.**

EXTENSIVE ACCESSORIES FOR OPTIMAL RESULTS IN A WIDE RANGE OF APPLICATIONS

Our ultra high-pressure cleaners impress with outstanding power. To enable you to harness this power for a wide variety of applications, such as formwork cleaning or concrete restoration, we offer a variety of perfectly adapted accessories. And if you require further special solutions, our WOMA Competence Centre will always find the right solution for you.



Table of contents: Ultra high-pressure cleaner accessories
UHP accessories Page 216

MACHINE	ACCESSORIES	APPLICATION
	Hand-held trigger guns, rotary nozzles and high-pressure protective suit	Formwork cleaning Concrete restoration
	Surface treatment	Ship paint stripping Paint stripping and paint booths
	Pipe cleaning	Heat exchanger cleaning Pipe cleaning
	Tank interior cleaning	Tank and silo cleaning Cleaning of agitator vessels

UHP ACCESSORIES



Spray lances, exchange nozzles, hoses and application-specific water tools: the extensive range of system accessories for ultra high-pressure machines underlines the wide variety of applications and performance of these machines.



		Order no.	ID	Length	Price	Description			HD 9/100-4 Cage Adv	HD 9/100-4 Cage Classic	HD 18/50-4 Cage Adv	HD 18/50-4 Cage Classic	HD 9/50-4 Cage	HD 13/35-4 Cage	HD 9/50 Ge Cage	HD 13/35 Ge Cage	HDS 9/50 De Tr1	HDS 13/35 De Tr1
Attachment kits																		
Filter fleece filter housing 100 µm	1	6.414-074.0				5 pc. filter fleece, 100 µm for filter casing.	1		■	■								
Booster pump HD 18/50 attachment kit	2	2.637-017.0				Booster pump attachment kit for reliable high-pressure pump water supply. The advance pressure pump is installed in the machine.	2		□	□	□	□						
Filter fleece, filter casing	3	6.414-073.0				Packaging unit = 5 pc.	3		□	□								
Splash guard	4	9.871-040.0				Splash guard for pushing onto the spray lance.	4		□	□								
Pressure screw	5	9.883-492.0				Pressure screw with the connection size M26 × 1.5.	5		□	□								
Pressure ring	6	9.883-570.0				Pressure ring, connection size 9/16" UNF.	6		□	□								
ABS protection against dry run	7	2.641-922.0				For electric motors.	7						□	□				
	8	2.641-923.0				For gasoline engines.	8									□	□	
ABS protection against water shortage	9	2.851-028.0				ABS steering rollers.	9						□	□	□	□		
High-pressure hoses																		
Hose 20 m NW 6, 1100 bar	10	9.919-791.0				Durable, abrasion-resistant and flexible multi-layer steel-reinforced hose with connection size M 24 × 1.5. Suitable for up to 1100 bar working pressure.	10		■	■								
Hose sling	11	9.887-583.0				Hose safety loop for securing the high-pressure hose at the machine. Prevents uncontrolled whipping in the event of malfunctions, thus minimising the risk of injury for the injury.	11		□	□								
Hose 40 m NW 6, 1100 bar M24 × 1.5 DKO	12	9.919-912.0				Abrasion-resistant and flexible multi-layer steel-reinforced hose with 40 m length. Suitable for up to 1100 bar working pressure. Connection size M 24 × 1.5.	12		□	□								
Pressure hose	13	6.391-856.0	ID 8	3 m		Durable, abrasion-resistant and flexible multi-layer steel-reinforced hose with connection size M 22 × 1.5. Suitable for up to 640 bar working pressure.	13					□	□	□	□	□	□	□
	14	6.391-848.0	ID 8	10 m			14					■	□	■	□	□	□	□
	15	6.391-857.0	ID 8	20 m			15					□	□	□	□	□	□	□
	16	6.391-020.0	ID 8	30 m			16					□	□	□	□	□	□	□
	17	6.391-846.0	ID 10	10 m		Durable, abrasion-resistant and flexible multi-layer steel-reinforced hose with connection size M 22 × 1.5. Suitable for up to 620 bar working pressure.	17			□	□	□	■	□	■	□	□	□
	18	6.391-847.0	ID 10	20 m			18			■	■	□	□	□	□	□	□	□
	19	6.391-019.0	ID 10	30 m			19			□	□	□	□	□	□	□	□	□
Grease for stainless steel threaded joints	20	6.280-180.0				Prevents threaded connections getting stuck.	20		□	□	□	□	□	□	□	□	□	□
Hose connector	21	9.877-911.0				For connecting and extending high-pressure hoses with connection M 24 × 1.5.	21		□	□								
Pressure screw	22	9.883-669.0				Pressure screw, connection size 1 1/8" UNF.	22		□	□								
Pressure ring	23	9.883-670.0				Pressure ring, connection size 9/16" UNF.	23		□	□								
Trigger guns																		
Kärcher industry gun	24	4.775-824.0				650 bar - industrial spray gun with optimised flow. Robustness and durability for professional use. Food-safe and saltwater-resistant materials. Connector for HP hoses M 22 × 1.5.	24				■	■	■	■	■	■	□	□
UHP trigger gun	25	9.918-180.0 ■				The UHP trigger gun is suitable for working pressures of up to 1500 bar. The water is recycled into the circulation system when the trigger gun is closed. Connection for high-pressure hose, M24 × 1.5.	25		■	■								
	26	9.918-187.0 ■				The bypass trigger gun is suitable for working pressures of up to 3000 bar. The water flows into a bypass when the trigger gun is closed. Connection for high-pressure hose, 9/16" UNF.	26			■								
Shoulder support	27	9.918-752.0 ■				Sturdy shoulder support that must be used from a recoil force of more than 150 N.	27		□	□								
	28	6.025-301.0					28				□							
	29	2.639-251.0 ■				Sturdy shoulder support that must be used from a recoil force of more than 150 N. Fits all Kärcher industrial lances.	29				□	□	□	□	□	□	□	□

■ NEW ■ Included in the scope of supply. □ Available accessories. More Kärcher original accessories can be found on the following pages.



		Order no.	ID	Length	Price	Description			HD 9/100-4 Cage Adv	HD 9/100-4 Cage Classic	HD 18/50-4 Cage Adv	HD 18/50-4 Cage Classic	HD 9/50-4 Cage	HD 13/35-4 Cage	HD 9/50 Ge Cage	HD 13/35 Ge Cage	HDS 9/50 De Tr1	HDS 13/35 De Tr1
Hose connection	30	9.871-969.0				Necessary connection element for the assembly of the high-pressure hose at the UHP trigger gun. The hose is fixed to the trigger gun. Connection size M 24 × 1.5. Suitable for up to 1500 bar working pressure.	30		■	■								
Adapter for bypass hose	31	9.897-358.0	■			Adapter for connecting a bypass hose.	31			□								
Bypass hose	32	9.887-970.0	■			Bypass hose for efficient draining of bypass water from the Dump Gun.	32			□								
Adapter for pressures of up to 1500 bar when using the dump gun	33	9.918-624.0	■			Adapter for bypass trigger gun for pressures of up to 1500 bar. Connection for high-pressure hose, M24 × 1.5.	33			■								
Bypass pipe	34	9.918-623.0	■			Bypass pipe for rerouting the bypass water from the bypass trigger gun.	34			■								
Spray lances																		
Nozzle pipe	35	9.891-182.0				Spray lance with connection size 9/16" UNF. Suitable for up to 1500 bar working pressure.	35		□	□								
Spray lance	36	9.891-185.0		2000			36		□	□								
Spray lance extension	37	4.760-699.0		800		Spray lance extension 800 mm, 65 MPa.	37				□	□	□	□	□	□		
Spray lance	38	4.760-679.0		700 mm		Spray lance with connection size M 22 × 1.5 and nozzle intake. Suitable for up to 640 bar working pressure.	38				■	■	■	■	■	■	□	□
	39	4.760-653.0		1050 mm			39					□	□	□	□	□	□	□
	40	4.760-675.0		1500 mm			40					□	□	□	□	□	□	□
	41	4.760-677.0		2050 mm			41					□	□	□	□	□	□	□
	42	9.891-183.0		750 mm		Spray lance with connection size 9/16" UNF. Suitable for up to 1500 bar working pressure.	42		■	■								
Spray lance handle	43	9.891-184.0		1000 mm			43		□	□								
	44	9.891-207.0		1500 mm			44		□	□								
	45	6.025-300.0	■			Spray lance handle.	45		■	■								
Spray lance handle, 90°	46	9.871-675.0	■			Side handle for spray lance. 90° angle to spray lance axis. Flexible and individually adjustable.	46		□	□								
Abrasive blaster																		
Required adapter for abrasive blasters	47	5.401-325.0				M 20 × 1 IG to 9/16" UNF AG.	47				□	□	□	□	□	□		
Abrasive blaster	48	6.025-253.0				Abrasive spray head for wet sand blasting. Nozzle size: 3 × 0.6 mm. Only includes spray head. Without hose and lance.	48					□		□				
Abrasive blaster, incl. 3 × 0.7 nozzle	49	9.872-435.0				Abrasive spray head for wet sand blasting. Nozzle size: 3 × 0.7 mm. Only includes spray head. Without hose and lance.	49						□		□			
	50	9.917-716.0				Abrasive spray head for wet sand blasting. Nozzle size: 3 × 0.8 mm. Only includes spray head. Without hose and lance.	50				□	□						
Replacement nozzle for abrasive blaster	51	6.025-346.0				Replacement nozzle for boron carbide abrasive spray head. Colour blue.	51				□	□	□	□	□	□	□	□
F98 nozzle for abrasive blaster	52	6.025-434.0				Three-nozzle kit for abrasive spray head for wet sand blasting. Nozzle size 0.6 mm.	52						□		□		□	
	53	6.025-256.0				Nozzle for abrasive spray head for wet sand blasting. Nozzle size 0.6 mm.	53						□		□		□	
	54	9.886-551.0				Three-nozzle kit for abrasive spray head for wet sand blasting. Nozzle size 0.7 mm.	54							□		□		□
	55	6.025-255.0				Nozzle for abrasive spray head for wet sand blasting. Nozzle size 0.7 mm.	55								□		□	
	56	9.886-552.0				Three-nozzle kit for abrasive spray head for wet sand blasting. Nozzle size 0.8 mm.	56				□	□						
	57	9.886-538.0				Nozzle for abrasive spray head for wet sand blasting. Nozzle size 0.8 mm.	57				□	□						
Suction lance	58	6.025-258.0				For the suction of spray agents.	58				□	□	□	□	□	□		
Abrasive material hose	59	6.025-308.0				Abrasive hose.	59				□	□	□	□	□	□		
Mounting tool for nozzle set	60	6.025-257.0				For F98 nozzles.	60					□	□	□	□	□		
Abrasive	61	6.025-309.0				25 kg, 0.5-1.00 mm, garnet sand.	61					□	□	□	□	□		
	62	6.025-310.0				25 kg, 0.7-1.40 mm, garnet sand.	62					□	□	□	□	□		
Coupling																		
Coupler -2 × M22 × 1.5	63	4.403-002.0				For connecting and extending HP hoses. Connection 2 × M 22 × 1.5.	63										□	□
Coupling	64	4.403-004.0				Brass with rubber protection.	64				□	□	□	□	□	□	□	□

■ NEW ■ Included in the scope of supply. □ Available accessories. More Kärcher original accessories can be found on the following pages.



		Order no.	ID	Length	Price	Description			HD 9/100-4 Cage Adv	HD 9/100-4 Cage Classic	HD 18/50-4 Cage Adv	HD 18/50-4 Cage Classic	HD 9/50-4 Cage	HD 13/35-4 Cage	HD 9/50 Ge Cage	HD 13/35 Ge Cage	HDS 9/50 De Tr1	HDS 13/35 De Tr1
Single-jet rotary nozzles																		
Nozzle Set D1.00	65	9.884-069.0				Rotary nozzle repair kit, comprising rotor, seat and o-ring. Compatible with our single-jet rotary nozzle (order no. 9.886-666.0). Can be used up to 1500 bar water pressure.	65		<input type="checkbox"/>	<input type="checkbox"/>								
F7 power rotary jet	66	6.415-914.0				350 bar, 1.35 mm, 1300 l/h, M 20 × 1, stainless steel.	66						<input type="checkbox"/>		<input type="checkbox"/>			<input type="checkbox"/>
Rotary jet	67	4.767-173.0				350 bar, 1.35 mm, 1300 l/h, M 20 × 1, brass.	67						<input type="checkbox"/>		<input type="checkbox"/>			<input type="checkbox"/>
F8 power rotary jet	68	6.415-915.0				500 bar, 1.05 mm, 900 l/h, M 20 × 1, stainless steel.	68					<input type="checkbox"/>					<input type="checkbox"/>	
F9 power rotary jet	69	6.415-060.0				500 bar, 1.5 mm, 1800 l/h, M 20 × 1, stainless steel.	69			<input type="checkbox"/>	<input type="checkbox"/>							
Power rotary Jet	70	9.886-666.0				Single-jet rotary nozzle, 1.00 mm for up to 1500 bar working pressure.	70		<input type="checkbox"/>	<input type="checkbox"/>								
Power Rotary Jet Repair Kit F7	71	6.025-436.0				Repair kit for Power Rotary Jet, order no. 6.415-914.0. Suitable for 350 bar pressure and 1300 l/h water flow. Includes rotor, seat and O-ring (28 × 2).	71						<input type="checkbox"/>		<input type="checkbox"/>		<input type="checkbox"/>	
F8 power rotary jet repair kit	72	6.025-437.0				Repair kit for Power Rotary Jet, order no. 6.415-915.0. Suitable for 500 bar pressure and 900 l/h water flow. Includes rotor, seat and O-ring (28 × 2).	72					<input type="checkbox"/>		<input type="checkbox"/>		<input type="checkbox"/>		
F9 power rotary jet repair kit	73	6.025-526.0				Repair kit for Power Rotary Jet, order no. 6.415-060.0. Suitable for 500 bar pressure and 1800 l/h water flow. Includes rotor, seat and O-ring (28 × 2).	73			<input type="checkbox"/>	<input type="checkbox"/>							
Tool for changing rotor seat	74	6.025-233.0				For single-jet rotary nozzles.	74					<input type="checkbox"/>	<input type="checkbox"/>	<input type="checkbox"/>	<input type="checkbox"/>	<input type="checkbox"/>	<input type="checkbox"/>	<input type="checkbox"/>
Multi-jet rotary nozzles																		
Nozzle shape 21S	75	9.886-211.0				F21 screw-on sapphire round spray nozzle, 0.55 mm diameter, suitable for up to 3000 bar working pressure.	75		<input type="checkbox"/>	<input type="checkbox"/>								
	76	9.886-212.0				F21 screw-on sapphire round spray nozzle, 0.60 mm diameter, suitable for up to 3000 bar working pressure.	76		<input type="checkbox"/>	<input type="checkbox"/>								
Nozzle holder head	77	9.918-067.0				4-jet nozzle holder for F21 nozzle. Suitable for up to 3000 bar working pressure. 45° spray angle, includes guard and flow conditioner.	77		<input type="checkbox"/>	<input type="checkbox"/>								
Nozzle carrier head	78	9.886-875.0 ■				6-jet nozzle holder for F21 nozzle. Suitable for working pressures of up to 3000 bar. 30° spray angle, includes guard and flow conditioner.	78		<input type="checkbox"/>	<input type="checkbox"/>	<input type="checkbox"/>	<input type="checkbox"/>						
	79	9.899-828.0 ■				Nozzle holder for F21 nozzle. Suitable for working pressures of up to 3000 bar. 35° spray angle, includes guard and flow conditioner.	79		<input type="checkbox"/>	<input type="checkbox"/>			<input type="checkbox"/>	<input type="checkbox"/>	<input type="checkbox"/>	<input type="checkbox"/>	<input type="checkbox"/>	<input type="checkbox"/>
Round spray nozzle F21, Saphir	80	6.025-221.0				Sapphire round spray nozzle F21. Screw-on, with 0.65 mm diameter and suitable for up to 3000 bar working pressure.	80		<input type="checkbox"/>	<input type="checkbox"/>								
Nozzle body	81	9.917-677.0 ■				Rotary transmission lead-through with infinitely variable speed control. Includes protective pipe.	81		<input type="checkbox"/>	<input type="checkbox"/>	<input type="checkbox"/>	<input type="checkbox"/>	<input type="checkbox"/>	<input type="checkbox"/>	<input type="checkbox"/>	<input type="checkbox"/>	<input type="checkbox"/>	<input type="checkbox"/>
Round jet nozzle	82	9.886-207.0 ■				F21 screw-on sapphire round jet nozzle, 0.30 mm diameter, suitable for working pressures of up to 3000 bar.	82		<input type="checkbox"/>	<input type="checkbox"/>								
	83	9.886-208.0 ■				F21 screw-on sapphire round jet nozzle, 0.35 mm diameter, suitable for working pressures of up to 3000 bar.	83		<input type="checkbox"/>	<input type="checkbox"/>								
	84	9.886-209.0 ■				F21 screw-on sapphire round jet nozzle, 0.40 mm diameter, suitable for working pressures of up to 3000 bar.	84		<input type="checkbox"/>	<input type="checkbox"/>								
	85	6.025-220.0 ■				F21 screw-on sapphire round jet nozzle, 0.45 mm diameter, suitable for working pressures of up to 3000 bar.	85		<input type="checkbox"/>	<input type="checkbox"/>								
	86	9.886-210.0 ■				F21 screw-on sapphire round jet nozzle, 0.50 mm diameter, suitable for working pressures of up to 3000 bar.	86		<input type="checkbox"/>	<input type="checkbox"/>								
	87	6.025-222.0 ■				F21 screw-on sapphire round jet nozzle, 0.70 mm diameter, suitable for working pressures of up to 3000 bar.	87		<input type="checkbox"/>	<input type="checkbox"/>	<input type="checkbox"/>	<input type="checkbox"/>			<input type="checkbox"/>		<input type="checkbox"/>	
	88	9.886-216.0 ■				F21 screw-on sapphire round jet nozzle, 0.90 mm diameter, suitable for working pressures of up to 3000 bar.	88		<input type="checkbox"/>	<input type="checkbox"/>			<input type="checkbox"/>		<input type="checkbox"/>		<input type="checkbox"/>	<input type="checkbox"/>
F21 dummy nozzle - no hole	89	6.025-237.0 ■				F21 screw-on dummy nozzle for working pressures of up to 3000 bar.	89		<input type="checkbox"/>	<input type="checkbox"/>			<input type="checkbox"/>	<input type="checkbox"/>	<input type="checkbox"/>	<input type="checkbox"/>	<input type="checkbox"/>	<input type="checkbox"/>

■ NEW ☐ Available accessories. More Kärcher original accessories can be found on the following pages.

HIGH-PRESSURE
CLEANERS

HIGH-PRESSURE
CLEANERS



		Order no.	ID	Length	Price	Description			HD 9/100-4 Cage Adv	HD 9/100-4 Cage Classic	HD 18/50-4 Cage Adv	HD 18/50-4 Cage Classic	HD 9/50-4 Cage	HD 13/35-4 Cage	HD 9/50 Ge Cage	HD 13/35 Ge Cage	HDS 9/50 De Tr1	HDS 13/35 De Tr1
Power nozzles																		
Flat jet nozzle	90	5.765-165.0				15°, 350 bar, 1300 l/h (gasoline, 60 Hz).	90											
	91	5.765-166.0				15°, 350 bar, 1300 l/h (electr.).	91							■			■	
	92	5.765-163.0				15°, 500 bar, 900 l/h (gasoline, 60 Hz).	92								■			
	93	5.765-164.0				15°, 500 bar, 900 l/h (electr./HDS trailer).	93						■				□	
	94	5.765-190.0				15°, 350 bar, 1300 l/h (HDS trailer).	94											□
	95	5.765-263.0				15°, 500 bar, 1800 l/h.	95			■	■							
	96	2.113-073.0				15° flat jet nozzle 15075 for high-pressure cleaner HD 18/50. Reduces the water pressure from 500 to 350 bar while retaining flow rate of 1800 l/h.	96			□	□							
	97	2.113-075.0				15° flat jet nozzle 15095 for high-pressure cleaner HD 18/50. Reduces the water pressure from 500 to 250 bar while retaining flow rate of 1800 l/h.	97			□	□							
	98	2.113-077.0				15° flat jet nozzle 15120 for high-pressure cleaner HD 18/50. Reduces the water pressure from 500 to 150 bar while retaining flow rate of 1800 l/h.	98			□	□							
Detail nozzle	99	5.765-161.0				350 bar, 1300 l/h (gasoline, 60 Hz).	99									□		
	100	5.765-162.0				350 bar, 1300 l/h (electr.).	100						□					
	101	5.765-159.0				500 bar, 900 l/h (electr.).	101					□						
	102	5.765-160.0				500 bar, 900 l/h (gasoline, 60 Hz).	102							□				
	103	5.765-264.0				500 bar, 1800 l/h.	103			□	□							
	104	2.113-074.0				Point jet nozzle 075 for high-pressure cleaner HD 18/50. Reduces the water pressure from 500 to 350 bar while retaining flow rate of 1800 l/h.	104			□	□							
	105	2.113-076.0				Point jet nozzle 095 for high-pressure cleaner HD 18/50. Reduces the water pressure from 500 to 250 bar while retaining flow rate of 1800 l/h.	105			□	□							
	106	2.113-078.0				Point jet nozzle 120 for high-pressure cleaner HD 18/50. Reduces the water pressure from 500 to 150 bar while retaining flow rate of 1800 l/h.	106			□	□							
Plug-in nozzles F4/F19																		
F4/F19 nozzle holder	107	9.872-008.0				Nozzle holder for nozzle F4/F19. Suitable for up to 1500 bar working pressure.	107		■	■								
O-ring	108	6.025-168.0				O-ring for sealing between nozzle holder and nozzle F4/F19. This is absolutely necessary as sealing takes place only with the O-ring.	108		■	■								
F4 round spray nozzle	109	6.025-470.0				Plug-in round spray nozzle F4, 0.90 mm for up to 1500 bar working pressure.	109		□	□								
	110	6.025-198.0				Plug-in round spray nozzle F4, 1.00 mm for up to 1500 bar working pressure.	110		□	□								
	111	9.885-951.0				Plug-in round spray nozzle F4, 1.10 mm for up to 1500 bar working pressure.	111		□	□								
	112	6.025-199.0				Plug-in round spray nozzle F4, 1.20 mm for up to 1500 bar working pressure.	112		□	□								
	113	6.025-196.0				F4 round spray nozzle with 1.3 mm. Pluggable, suitable for up to 250 bar working pressure with flow rate of 900 l water per hour.	113		□	□								
F19 flat jet nozzle	114	6.025-466.0				Plug-in flat jet nozzle F19, 1.10 mm, 20°, for up to 1500 bar working pressure.	114		■	■								
	115	6.025-467.0				1500 bar, 1.10 mm, 30°.	115		□	□								
	116	6.025-207.0				Plug-in flat jet nozzle F19, 1.20 mm, 20° for up to 1500 bar working pressure.	116		□	□								
	117	6.025-208.0				Plug-in flat jet nozzle F19, 1.20 mm, 30°, for up to 1500 bar working pressure.	117		□	□								
	118	6.025-469.0				Plug-in flat jet nozzle F19, 1.30 mm, 30°, for up to 1500 bar working pressure.	118		□	□								

■ Included in the scope of supply. □ Available accessories. More Kärcher original accessories can be found on the following pages.



125



131-132



134-135



137-138



140-142



143

		Order no.	ID	Length	Price	Description			HD 9/100-4 Cage Adv	HD 9/100-4 Cage Classic	HD 18/50-4 Cage Adv	HD 18/50-4 Cage Classic	HD 9/50-4 Cage	HD 13/35-4 Cage	HD 9/50 Ge Cage	HD 13/35 Ge Cage	HDS 9/50 De Tr1	HDS 13/35 De Tr1
F19 flat jet nozzle	119	6.025-211.0				1500 bar, 1.40 mm, 20°.	119		<input type="checkbox"/>	<input type="checkbox"/>								
	120	6.025-212.0				1500 bar, 1.40 mm, 30°.	120		<input type="checkbox"/>	<input type="checkbox"/>								
	121	6.025-203.0				F19 flat jet nozzle with 1.50 mm and 20°. Suitable for up to 350 bar working pressure with flow rate of 900 litres of water per hour.	121		<input type="checkbox"/>	<input type="checkbox"/>								
	122	6.025-204.0				1500 bar, 1.50 mm, 30°.	122		<input type="checkbox"/>	<input type="checkbox"/>								
Screw nozzles F21																		
Nozzle shape 21S	123	9.886-213.0				Screw-on F21 sapphire round spray nozzle with 0.75 mm diameter. Suitable for up to 3000 bar working pressure.	123		<input type="checkbox"/>	<input type="checkbox"/>								
Nozzle shape 21	124	9.886-219.0				Screw-in F21 Saphir round spray nozzle with diameter of 1.10 mm. Suitable for working pressures of up to 3000 bar.	124		<input type="checkbox"/>	<input type="checkbox"/>								
F21 nozzle holder	125	9.878-291.0				Nozzle holder for sapphire nozzle F21. Suitable for up to 3,000 bar working pressure.	125			<input type="checkbox"/>								
F21 round spray nozzle, sapphire	126	9.886-214.0				Screw-type sapphire round spray nozzle F21, 0.80 mm for up to 3000 bar working pressure.	126		<input type="checkbox"/>	<input type="checkbox"/>								
	127	9.886-215.0				Screw-type sapphire round spray nozzle F21, 0.85 mm for up to 3000 bar working pressure.	127		<input type="checkbox"/>	<input type="checkbox"/>								
	128	9.886-217.0				Screw-type sapphire round spray nozzle F21, 0.95 mm for up to 3000 bar working pressure.	128		<input type="checkbox"/>	<input type="checkbox"/>								
	129	9.886-218.0				Screw-type sapphire round spray nozzle F21, 1.00 mm for up to 3000 bar working pressure.	129		<input type="checkbox"/>	<input type="checkbox"/>								
Pipe cleaning																		
Foot valve for pipe cleaning	130	6.470-223.0				The foot valve allows safe and convenient use of accessories for effective pipe cleaning.	130				<input type="checkbox"/>	<input type="checkbox"/>	<input type="checkbox"/>	<input type="checkbox"/>	<input type="checkbox"/>	<input type="checkbox"/>	<input type="checkbox"/>	<input type="checkbox"/>
Pipe cleaning nozzle, standard	131	5.763-093.0				Standard pipe cleaning nozzle for pipe cleaning hoses with G1/4" threaded connection. Nozzle configuration: 3x backward.	131					<input type="checkbox"/>			<input type="checkbox"/>		<input type="checkbox"/>	
	132	5.763-090.0					132						<input type="checkbox"/>		<input type="checkbox"/>		<input type="checkbox"/>	
	133	6.025-527.0				Standard pipe cleaning nozzle for pipe cleaning hoses with G1/4" threaded connection.	133				<input type="checkbox"/>	<input type="checkbox"/>						
Pipe cleaning nozzle, Quattro	134	5.763-094.0				Quattro pipe cleaning nozzle for pipe cleaning hoses with G1/4" threaded connection. Nozzle configuration: 3x backward and 1x forward.	134					<input type="checkbox"/>		<input type="checkbox"/>	<input type="checkbox"/>			
	135	5.763-091.0					135						<input type="checkbox"/>		<input type="checkbox"/>		<input type="checkbox"/>	
	136	6.025-528.0				Chisel point nozzle with forward jet for removing the most stubborn dirt. With G1/4" threaded connection.	136				<input type="checkbox"/>	<input type="checkbox"/>						
Pipe cleaning nozzle, Rotor	137	5.763-095.0				Rotor pipe cleaning nozzle for pipe cleaning hoses with G1/4" threaded connection. Nozzle configuration: 3x backward.	137					<input type="checkbox"/>		<input type="checkbox"/>	<input type="checkbox"/>		<input type="checkbox"/>	
	138	5.763-092.0					138							<input type="checkbox"/>	<input type="checkbox"/>		<input type="checkbox"/>	
	139	6.025-529.0				Rotor pipe cleaning nozzle for pipe cleaning hoses with G1/4" threaded connection.	139				<input type="checkbox"/>	<input type="checkbox"/>						
Pipe cleaning hose	140	6.392-401.0	ID 8	10		Flexible high-pressure hose (ID 8) for thorough pipe cleaning, 10 m long. Threaded connection for G1/4" nozzle.	140				<input type="checkbox"/>	<input type="checkbox"/>	<input type="checkbox"/>	<input type="checkbox"/>	<input type="checkbox"/>	<input type="checkbox"/>	<input type="checkbox"/>	<input type="checkbox"/>
	141	6.392-402.0	ID 8	20		Flexible high-pressure hose (ID 8) for thorough pipe cleaning, 20 m long. Threaded connection for G1/4" nozzle.	141				<input type="checkbox"/>	<input type="checkbox"/>	<input type="checkbox"/>	<input type="checkbox"/>	<input type="checkbox"/>	<input type="checkbox"/>	<input type="checkbox"/>	<input type="checkbox"/>
	142	6.392-403.0	ID 8	30		Flexible high-pressure hose (ID 8) for thorough pipe cleaning, 30 m long. Threaded connection for G1/4" nozzle.	142				<input type="checkbox"/>	<input type="checkbox"/>	<input type="checkbox"/>	<input type="checkbox"/>	<input type="checkbox"/>	<input type="checkbox"/>	<input type="checkbox"/>	<input type="checkbox"/>
Surface cleaner																		
Surface Cleaner FRI 50 Me	143	2.643-577.0				Surface cleaner for efficient surface cleaning up to 500 bar and hot water cleaning up to 100°C. With four convenient castors. Machine-specific nozzle kits must be ordered separately.	143				<input type="checkbox"/>	<input type="checkbox"/>	<input type="checkbox"/>	<input type="checkbox"/>	<input type="checkbox"/>	<input type="checkbox"/>	<input type="checkbox"/>	<input type="checkbox"/>
Nozzle package 030 FRI 50 Me	144	6.415-059.0				Machine-specific nozzle kit for Surface Cleaner FRI 50 Me.	144				<input type="checkbox"/>	<input type="checkbox"/>						
Nozzle package 015 FRI 50 Me	145	6.415-044.0					145					<input type="checkbox"/>		<input type="checkbox"/>		<input type="checkbox"/>		
Nozzle package 025 FRI 50 Me	146	6.415-045.0					146						<input type="checkbox"/>		<input type="checkbox"/>		<input type="checkbox"/>	<input type="checkbox"/>

☐ Available accessories. More Kärcher original accessories can be found on the following pages.

EXTRA SAFE. EXTRA ELEGANT.

Working safely has never been so attractive! Our current collection of personal protection equipment sets new standards when it comes to safety and appearance. It not only offers reliable protection against dirt, moisture, noise and injury, but also looks refreshingly stylish. The high-quality materials are low-maintenance, robust and extremely durable, guaranteeing optimal freedom of movement and a high level of wearing comfort. You are sure to find the right work protection solution for every application. And working safely means working better.



Table of contents: Work protection

High-pressure overall	Page 228
Wet work protection suits	Page 230
Hearing and head protection	Page 231
Safety goggles	Page 232
Protective gloves	Page 233



High-pressure protection suit

Our high-pressure protection suit protects you on all sides against water streams up to 1,000 bar. This protection suit is very light, breathable and washable. The seams are also completely waterproof. You are protected against cutting injuries, but can still move freely. Reflectors on the sleeves and legs give you additional security thanks to enhanced visibility.

Wet work protection suits

Kärcher protection suits in the Classic and Advanced versions effectively protect the body from external influences, especially when using high-pressure and ultra high-pressure cleaners.

Hearing and head protection

Whether earplugs with cord, foldable ear defenders or the complete helmet unit – Kärcher offers the right solution for any task.

Safety goggles

The range of Kärcher safety goggles incorporates the expertise of uvex – a leading manufacturer of safety products. Innovative technology and a sporty design make them an important work protection tool, as well as the ideal companion for leisure.

Protective gloves

Kärcher protective gloves ensure that your fingers are always optimally protected.

UHP work protection

Protective clothing for pressure classes up to 3,000 bar is available in the UHP competence centre of WOMA.

HIGH-PRESSURE PROTECTION SUIT



Unique. Safe. Certified.

The water jet of our high-pressure and ultra high-pressure cleaners develops a powerful force. In order to effectively protect users and other persons involved, we commissioned the hazard protection experts from DEHN with the development of a protection suit. The result is the first protection suit that resists a high-pressure water jet of up to 1,000 bar according to the testing principle GS-IFA-P15.



1 Special protection

- Arms and legs are also protected with hard-wearing protectors.
- Reflectors improve visibility and increase safety.

2 Complete safety

- High-pressure resistant up to 1,000 bar. In every place.
- Completely waterproof i.a.w. EN 343 (Class 3).
- High abrasion and cut resistance.

3 Comfortable to wear

- Only weighs 2.3 kg in size M incl. protectors.
- Pleasant-to-wear sensation with great freedom of movement.
- Breathable material.



Accessories		Designation	Fig.	Size	Order no.	Price
High-pressure work protection suits						
1		High-pressure overall	1	M	6.547-055.0	
		High-pressure overall		L	6.547-056.0	
		High-pressure overall		XL	6.547-057.0	

KÄRCHER WET WORK PROTECTION SUITS



All-round protection

The wear- and tear-resistant, wet work protection suits from Kärcher provide a pleasant sense of safety through and through. They feature an impressively good fit and high level of comfort. Thanks to a water-, oil- and dirt-repellent fluorocarbon impregnation and its hydrophilic membrane, the suits guarantee reliable protection at all times, even for the most demanding cleaning tasks and outdoor work. The high-quality workmanship can be seen and felt.



Good feeling of security

- Noticeably safer working.
- Maximum freedom of movement.

Perfect fit

- Optimal wearing comfort.
- Excellent workmanship.

Attractive appearance

- Professional work clothing and an attractive appearance do not have to be mutually exclusive.

Highly effective protection

- Water-, oil- and dirt-repellent fluorocarbon impregnation, together with the breathable hydrophilic membrane, offers optimal protection against moisture and dirt.

Accessories	Designation	Fig.	Size	Order no.	Price
	Protective suits				
	Wet work protection suit, Classic	1	M	6.025-495.0	
	Wet work protection suit, Classic		L	6.025-496.0	
	Wet work protection suit, Classic		XL	6.025-497.0	
	Wet work protection suit, Classic		XXL	6.025-498.0	
	Wet work protection suit, Advanced	2	M	6.025-499.0	
	Wet work protection suit, Advanced		L	6.025-500.0	
	Wet work protection suit, Advanced		XL	6.025-501.0	
	Wet work protection suit, Advanced		XXL	6.025-502.0	
	Wet work protection jacket, Advanced	3	M	6.025-503.0	
	Wet work protection jacket, Advanced		L	6.025-504.0	
	Wet work protection jacket, Advanced		XL	6.025-505.0	
	Wet work protection jacket, Advanced		XXL	6.025-506.0	
	Wet work protection trousers, Advanced	4	M	6.025-507.0	
	Wet work protection trousers, Advanced		L	6.025-508.0	
	Wet work protection trousers, Advanced		XL	6.025-509.0	
	Wet work protection trousers, Advanced		XXL	6.025-510.0	

KÄRCHER HEARING AND HEAD PROTECTION



Head and ears safely shielded

A constantly high level of noise puts the body and mind under stress and can permanently damage sensitive human hearing. Therefore, when working with a noise level above 80dB(A), hearing protection measures are not just highly recommended but are even required by law. Kärcher offers reliable hearing protection solutions to prevent hearing impairment. For pleasant and efficient working without constant acoustic stress.



Always keep a cool head

- Ventilation openings in the helmet can be adjusted to the respective climate and weather conditions.
- Best possible ventilation at every stage of the job.

Head protection combination

- Perfect adaptation to the surrounding work conditions thanks to three variable ventilation openings.
- Foldable visor offers very good all-round protection.

Maximum comfort with optimal sound-damping

- Ear defenders on the helmet feature very soft foam pads.
- High level of wearing comfort with noise insulation of 31dB(A) (SNR value).

Foldable ear defenders

- With high-quality steel frame and two-point suspension for optimal protection and comfort.
- Perfectly suited for long periods of use.
- All control elements are clearly arranged and easy to access.

Accessories	Designation	Fig.	Size	Order no.	Price
	Hearing protection				
	Earplugs	1	One size	6.025-511.0	
	Safety helmet set, with hearing protection and visor	2	One size	6.025-512.0	
	Ear defenders	3	One size	6.025-513.0	
	Replacement ear defenders for helmet			6.025-514.0	
	Replacement visor for helmet			6.025-515.0	

THE KÄRCHER SAFETY GOGGLES RANGE



Kärcher safety goggles – safe and stylish

The goggles are based on the patented “Duo Component Technology” of the brand manufacturer uvex. This technology perfectly combines hard and soft components for a perfect fit at contact points on the nose, forehead and ears, as well as maximum comfort even during continuous use. Kärcher’s innovative safety goggles are not just for work.



Free and clear vision

- Coatings optimally formulated for working with water and steam.
- All panes are permanently mist-free on the inside and have an extremely scratch-resistant coating on the outside.

Sophisticated frame design




- Patented hingeless quattroflex side pieces made from highly impact-resistant Grilamid. With four soft pads, they ensure a pressureless and comfortable fit in the sensitive ear area.
- The length and tilt angle of the side piece can be individually adjusted.

Safe at work

- Maximum protection against all mechanical hazards in accordance with DIN EN 166 thanks to highly impact-resistant polycarbonate.
- Distortion-free vision with 100% UV protection.

Innovative frame construction

- Indirect ventilation keeps the eyes comfortable.
- Shock absorber in the forehead area guarantees high impact resistance and a perfect fit.

Accessories	Designation	Fig.	Size	Order no.	Price
Safety goggles					
	Safety goggles, clear	1	One size	6.025-482.0	
	Safety goggles, sun protection	2	One size	6.025-483.0	
	Safety goggles, contrast-enhancing	3	One size	6.025-484.0	
	Replacement pane, clear	4	One size	6.025-485.0	
	Replacement pane, sun protection	5	One size	6.025-486.0	
	Replacement pane, contrast-enhancing	6	One size	6.025-487.0	
	Set of safety goggles	7	One size	6.025-488.0	
	Overgoggles	8	One size	6.025-489.0	

THE KÄRCHER PROTECTIVE GLOVES RANGE



Kärcher protective gloves – a firm grip on safety

Our hands are our most important tools – and are therefore especially worth protecting, ideally with Kärcher’s protective gloves. The high-quality gloves with attractive Kärcher design have the optimal ergonomic fit, maximum comfort and maximum freedom of movement. In short: the ideal solution for a firm grip.



Optimal grip and high level of comfort

- Breathable nitrile coating on gloves provides a good moisture barrier and wear resistance.
- Very good sense of touch, as well as good wet grip.

Perfect all-rounder


- Excellent wear resistance, highly durable, good cut resistance and excellent dry-wet grip.
- A real all-rounder for applications of all kinds.

Oeko-Tex® Standard 100

- Use of high-quality cotton for optimal wearing comfort and a pleasant feel.

Comfortable and safe

- Excellent ergonomic fit, high wear acceptance and flexibility, as well as good water vapour absorption.

Accessories	Designation	Fig.	Size	Order no.	Price
Protective gloves					
	Protective gloves, short cuff	1	8	6.025-490.0	
	Protective gloves, short cuff	1	9	6.025-491.0	
	Protective gloves, short cuff	1	10	6.025-492.0	
	Protective gloves, long cuff	2	9	6.025-493.0	
	Protective gloves, long cuff	2	10	6.025-494.0	

EQUIPMENT AND TECHNOLOGY THAT LET YOU ACHIEVE MORE OUTDOORS

Our 50-volt battery platform gives you everything you want as a professional: extremely high performance combined with efficient operation and ergonomic handling. And so that you really never reach your limits, you can enhance your equipment with high-performance power generators and our petrol-powered waste water pump.



Table of contents for outdoor power equipment		
Battery-powered machines with 50-volt technology	Page	236
Leaf blowers	Page	238
Chainsaws	Page	240
Strimmers	Page	242
Hedge trimmers	Page	244
Petrol-powered power generators	Page	246
Petrol-powered waste water pump	Page	247
Accessories	Page	248



Zero-emission power: 50-volt technology
Our powerful 50-volt lithium-ion battery gives you full power, maximum energy efficiency and the greatest possible flexibility. And that's exactly what you need as a professional. Get all your work done without high noise levels and without emissions when working. Our 50-volt battery range has everything a user with high demands such as yourself could want: quiet vibration-free machines with very low operating and maintenance costs.

How to read the machine names:		
Model		
Example: LB 850 Bp		
LB	=	Leaf Blower
CS	=	Chainsaw
ST	=	String Trimmer (trimmer)
HT	=	Hedge Trimmer
Bp	=	Battery pack
PGG	=	Power Generator Gasoline
WWP	=	Waste Water Pump

BATTERY-POWERED MACHINES WITH 50-VOLT TECHNOLOGY

One battery system, a thousand possibilities

The battery-powered leaf blower, strimmer, hedge trimmer and chainsaw from Kärcher are lightweight yet powerful. Thanks to the lithium-ion batteries and 50-volt technology, they offer numerous advantages over petrol-powered machines, making work easier and protecting both the operator and the environment.



50V technology



1 Batteries in different performance classes

Batteries in different performance classes are available for our machines to suit individual requirements. Thanks to 50-volt technology, they charge up to 50 per cent faster than standard lithium-ion batteries.



2 Battery backpack Bp 2400 Adv

With a power reserve of 1,169 Wh, the battery backpack delivers sufficient power for long periods of uninterrupted use. The battery normally lasts a whole day without needing changing (adapter and carrying frame must be ordered separately.)



3 Suitable for all machines

The lithium-ion batteries with 50-volt technology are compatible with all battery-powered machines from Kärcher. They are quick and easy to replace, making them ready to use when required.



4 Battery charge display

Different coloured LEDs on the 50-volt batteries enable the operator to see the current charge level at a glance.

Bp 2400 Adv

Bp 800 Adv

- Highest energy density on the market
- The adapter and carrying frame must be ordered separately

- Suitable for all machines on the 50-volt platform
- Battery charge display

Technical data

Voltage	V	50	50
Capacity	Ah	23.2	7.5
Energy	Wh	1160	375
Weight	kg	9.8	2.87
Charging time	min	240	60
Order no.		2.852-204.0	2.852-189.0

Bp 400 Adv

Bp 200 Adv

- Suitable for all machines on the 50-volt platform
- Battery charge display

- Suitable for all machines on the 50-volt platform
- Battery charge display

Technical data

Voltage	V	50	50
Capacity	Ah	4	2
Energy	Wh	200	100
Weight	kg	2.21	1.26
Charging time	min	30	25
Order no.		2.852-184.0	2.852-183.0

Battery charger: BC Adv

- Suitable for all 50-volt lithium-ion batteries

Technical data

Voltage	V	220-240
Frequency	Hz	50
Power	W	550
Weight	kg	1.9
Order no.		2.852-182.0

LEAF BLOWERS



Better together: leaf blowers and municipal vehicles

Tireless, economical, environmentally friendly and very, very quiet: our battery-powered alternative to petrol leaf blowers is an ideal addition to Kärcher municipal vehicles in the day-to-day removal of leaves, refuse and dirt – particularly in hard-to-reach places and also at night after events. Batteries and battery chargers must be ordered separately.



1 Infinitely adjustable speed

- For convenient and needs-based adjustment of the blower speed.



2 Turbo button for short-term performance increase

- Maximum blower speed for the removal of especially sticky leaves and stubborn dirt residues.



3 Battery fully compatible with all machines on the 50 V platform

- **Maximum flexibility.** The compatible battery can be quickly switched to other machines.



4 No emissions of harmful substances or CO₂

- Environmentally compatible and user-friendly. No petrol fumes when working.

TECHNICAL DATA AND EQUIPMENT

LB 850 Bp

- "Turbo button" for brief performance increase
- Infinitely variable speed control

Technical data

Voltage	V	50
Guaranteed sound power level	dB(A)	95
Sound pressure level (ΔK = 2.5 dB(A))	dB(A)	82
Vibration values (K=1.5 m/s²)	m/s²	1.07
Air speed	m/s	40
Air throughput	m³/h	816
Run time with Bp 200 Adv	min	max. 60
Run time with Bp 400 Adv	min	max. 120
Run time with Bp 800 Adv	min	max. 240
Runtime with Bp 2400 Adv	min	max. 700
Weight	kg	2.3
Dimensions (L × W × H)	mm	905 × 165 × 270
Order no.	1.442-110.0	
Price		

Accessories

Product name	Order no.	Description	Price
Safety goggles set	6.025-488.0	Safety goggles with UV protection and clear, high-contrast, scratch-resistant and anti-fog lenses that are easy to replace. Comfortable fit thanks to adjustable side piece with soft ends.	

CHAINSAW



Zero-emission power – every day.

Battery-powered, no fumes, hardly any vibrations, yet a fully fledged chainsaw: the CS 330 Bp with innovative 50 V technology impresses with easy handling and high performance. It is so quiet that it can even be used in noise-sensitive areas at any time. Batteries and battery chargers must be ordered separately.



1 User-friendly, automatic chain lubrication

- Less maintenance required with optimal chain lubrication and longer service life.



2 Maximum safety thanks to electric chain brake

- For maximum safety, the chain immediately stops on contact with the front hand guard.



3 Battery fully compatible with all machines on the 50 V platform

- Maximum flexibility. The compatible battery can be quickly transferred to other machines if required.



4 No emissions of harmful substances or CO₂

- Environmentally compatible and user-friendly. No petrol fumes when working.

TECHNICAL DATA AND EQUIPMENT

CS 330 Bp

- Electric chain brake
- Automatic chain lubrication

Technical data		
Voltage	V	50
Guaranteed sound power level	dB(A)	99
Sound pressure level (ΔK = 2.5 dB(A))	dB(A)	86
Guide bar length	cm	35
Chain pitch		3/8"
Chain speed	m/s	12
Run time with Bp 200 Adv	cuts	max. 108
Run time with Bp 400 Adv	cuts	max. 216
Run time with Bp 800 Adv	cuts	max. 405
Runtime with Bp 2400 Adv		-
Weight	kg	3.8
Dimensions (L x W x H)	mm	780 x 240 x 247
Order no.	1.442-111.0	
Price		

STRIMMER



Precise working. Even in tight spaces

Mowing in inaccessible, sloping or tight spaces and corners? With our battery-powered ST 400 Bp trimmer, landscape maintenance could not be easier. Wherever you go, it goes. Thanks to its lightweight design, it makes work easier in any situation – the perfect addition to Kärcher municipal vehicles in daily use. Batteries and battery chargers must be ordered separately.



1 Ergonomic two-handed grip

- Work comfortably for long periods without getting tired.



2 Comfortable double-shoulder carrying strap

- Work more easily for long periods.



3 Battery fully compatible with all machines on the 50 V platform

- Maximum flexibility. The compatible battery can be quickly switched to other machines.



4 No emissions of harmful substances or CO₂

- Environmentally compatible and user-friendly. No petrol fumes when working.

TECHNICAL DATA AND EQUIPMENT

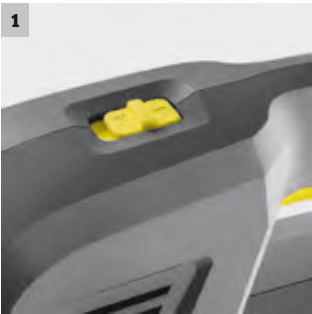
ST 400 Bp		
■ Comfortable double-shoulder carrying strap		
■ Ergonomic two-handle handlebar		
Technical data		
Voltage	V	50
Guaranteed sound power level	dB(A)	95
Sound pressure level (ΔK = 2.5 dB(A))	dB(A)	82
Cutter		Line head
Line diameter	mm	2.4
Cutting circle diameter	mm	380
Run time with Bp 200 Adv	min	max. 20
Run time with Bp 400 Adv	min	max. 40
Run time with Bp 800 Adv	min	max. 80
Runtime with Bp 2400 Adv	min	max. 230
Weight	kg	3.9
Dimensions (L × W × H)	mm	1833 × 591 × 609
Order no.	1.442-112.0	
Price		

HEDGE TRIMMER



Precision cutting. Virtually no noise.

This robust, powerful, professional cordless hedge trimmer can do anything a petrol-powered trimmer can do, and even a little more thanks to its incredibly low operating noise. Its blades are sharpened on both sides, guaranteeing a clean cut. And with a choice of different cutting speeds, you can adapt it perfectly to the material you are cutting.



1 Two cutting speeds can be selected

- Depending on the task, 2 cutting speeds are available for an optimal cutting pattern.



2 Blades sharpened on both sides

- Blades sharpened on both sides (650 mm) for branches up to 33 mm diameter ensure a fine cutting pattern.



3 Integrated, effective cutting protection

- The bolted cutting protection prevents damage, thus increasing both grip protection and safety.



4 Battery compatible with all machines in the 50 V platform

- The compatible battery can be quickly transferred to other devices if need be – and vice versa.

TECHNICAL DATA AND EQUIPMENT

HT 615 Bp

- Integrated cut protection
- 2-stage control of the cutting speed

Technical data		
Voltage	V	50
Guaranteed sound power level	dB(A)	92
Sound pressure level (ΔK = 2.5 dB(A))	dB(A)	79
Vibration value of front handle (K=1.5 m/s²)		-
Cutting length	mm	650
Stroke number/cutter speed	Cuts/min	2800-3200
Run time with Bp 200 Adv	min	max. 35
Run time with Bp 400 Adv	min	max. 70
Run time with Bp 800 Adv	min	max. 140
Runtime with Bp 2400 Adv	min	max. 400
Weight	kg	3.8
Dimensions (L × W × H)	mm	1144 × 221 × 195
Order no.	1.442-113.0	
Price		

PETROL-POWERED POWER GENERATORS

Power. Any time. Anywhere



On construction sites, in agriculture or in municipalities: our powerful synchronous generators provide independent power supply at all times and in all locations. Reliable petrol engines enable constant power, advanced safety features provide reliable operation, and flat-free wheels enable easy transportation of the user-friendly machine.

NEW

V

stageVready



- 1

Excellent user-friendliness

 - Folding push handle and flat-free tyres ensure easy transportation.
 - Electro start function for conveniently starting the petrol engine.
- 2

Ultimate reliability and safety

 - Powerful four-stroke engines ensure constant power.
 - Functions such as overload protection, low oil trip and socket protection safeguard users and the machine.

PGG 8/3			PGG 6/1			PGG 3/1		
			<ul style="list-style-type: none">Supplies a reliable three-phase current (400 V)Convenient electro start function with key switchRobust cage frame			<ul style="list-style-type: none">Convenient electro start function with key switchFolding push handle and flat-free tyresRobust cage frame		
Technical data								
Rated performance	kW	7		5			2.8	
Max. performance	kW	7.5		5.5			3	
Voltage (number of phases)	V	400 / 230 (3/1)		230 (1)			230 (1)	
Motor	cm³ / type	440 / petrol		390 / petrol			208 / petrol	
Motor rating	kW / hp	11.7 / 16		9.5 / 13			5.1 / 7	
Tank capacity	l	25		25			15	
Weight	kg	89		85			50	
Dimensions (L × W × H)	mm	750 × 700 × 665		750 × 700 × 665			605 × 430 × 546	
Equipment								
Operating state display		■		■			■	
DC output (12 V)		■		■			■	
Protection class IP 23		■		■			■	
Low oil and overload protection		■		■			■	
Fuel gauge		■		■			■	
Single phase socket type F (Schuko)		■		■			■	
Three-phase socket CEE (16 A)		■		-			-	
Order no.		1.042-209.0		1.042-208.0			1.042-207.0	
Price								

■ Included in the scope of supply.

PETROL-POWERED WASTE WATER PUMP

The multi-talented waste water pump



Our waste water pump is the right choice anywhere where large water volumes, including a wide range of particles, need to be pumped out, such as out of basements or excavation pits that have filled up with water. Thanks to the mobile petrol engine – which does not require a power supply and is also suitable for the toughest applications – the pump can also be used to provide no water supply in the agricultural sector.

NEW

V

stageVready



- 1

For tough applications

 - A robust tubular steel frame reliably protects the machine against damage.
 - Even large particles of up to 30 mm can be pumped without any problems.
- 2

Maintenance-friendly

 - Easy access to all maintenance-related components.
 - The extensive service concept ensures continuous readiness for operation.

WWP 45		
<ul style="list-style-type: none">Recoil start with manual chokeCompact dimensions and low weightRobust cage frame		
Technical data		
Output capacity	m³/h	45
Max. suction head	m	7
Max. delivery head	m	25
Max. particle size	mm	30
Motor	cm³ / type	196 / petrol
Motor rating	kW / hp	4.8/6.5
Tank capacity	l	3.6
Weight	kg	36
Dimensions (L × W × H)	mm	580 × 440 × 450
Equipment		
Manual choke		■
Oil level sight glass		■
Suction basket		■
2 × hose coupling		■
3 × hose clamp		■
Order no.		1.042-210.0
Price		

■ Included in the scope of supply.

OUR MACHINES GROW WITH YOUR TASKS.



Even more efficient, safe and environmentally friendly: we offer a wide range of accessories for the 50 V platform from Kärcher – from protective gear to consumables. Precisely adapted to the specific machine, as well as quick and easy to use.



		Order no.	Voltage	Frequency	Power	Price	Description			LB 850 Bp	CS 330 Bp	ST 400 Bp	HT 615 Bp	WWP 45
Machine accessories														
Double-shoulder carrying strap	1	6.990-516.0					Ergonomic double-shoulder carrying strap for long, fatigue-free work with the battery-powered leaf blowers from the 50 V range. Comfortable and less strain for the user.	1		<input type="checkbox"/>				
Carrying strap combined	2	6.990-548.0					For battery-powered leaf blowers and trimmers from our 50 V range: ergonomic double-shoulder carrying strap for relieving the strain on users during long work activities.	2		<input type="checkbox"/>	<input type="checkbox"/>			
Chainsaw chain	3	6.990-467.0					Replacement saw chain 90PX052X from our well-known partner Oregon. With a saw chain pitch of 3/8", it is ideal for our battery-powered chain saw CS 330 Bp.	3		<input type="checkbox"/>				
Organic chainsaw oil	4	6.990-531.0					Biodegradable saw chain oil reduces the wear of hinges and links on the saw chain of the battery-powered chainsaw CS 330 Bp. Can be used at ambient temperatures of -30 °C.	4		<input type="checkbox"/>				
Carrying rack Bp 2400 Adv	5	2.852-366.0					Ergonomic carrying frame for the comfortable carrying of the Bp 2400 Adv battery-powered backpack on the back.	5		<input type="checkbox"/>	<input type="checkbox"/>	<input type="checkbox"/>		
Adapter Bp 2400 Adv	6	2.852-365.0					Adapter for connecting the respective machine to our Bp 2400 Adv battery-powered backpack.	6		<input type="checkbox"/>	<input type="checkbox"/>	<input type="checkbox"/>		
Trimmer cord	7	6.990-554.0					For use with trimmers from our 50 V range: coil with mowing line, twisted, 2.4 mm thick, 15 m long.	7			<input type="checkbox"/>			
Thread spool	8	6.990-547.0					Complete mowing head for trimmer. Two-thread line coil with adjustment by pointing to the ground.	8			<input type="checkbox"/>			
Safety goggles set	9	6.025-488.0					Safety goggles with UV protection and clear, high-contrast, scratch-resistant and anti-fog lenses that are easy to replace. Comfortable fit thanks to adjustable side piece with soft ends.	9		<input type="checkbox"/>	<input type="checkbox"/>	<input type="checkbox"/>	<input type="checkbox"/>	
Suction hose (5 m)	10	2.645-340.0					5 m long suction hose for use with our WWP 45 waste water pump. The existing suction basket (coarse filter) can be connected.	10						<input type="checkbox"/>
Drain hose (10 m)	11	2.645-341.0					10 m long drain hose for draining the dirty water. Suitable for use with our WWP 45 waste water pump.	11						<input type="checkbox"/>
Battery charger														
Battery charger BC Adv, 220-240V	12	2.852-182.0	220-240 V	50 Hz	550 W		Thanks to the innovative 50 V technology from Kärcher, the quick charger BC Adv charges the batteries of Kärcher Park & City Solutions machines up to 50% faster than standard chargers available on the market. The charging progress is indicated by the charge status display on the compact and lightweight charger.	12		<input type="checkbox"/>	<input type="checkbox"/>	<input type="checkbox"/>	<input type="checkbox"/>	


☐ Available accessories. More Kärcher original accessories can be found on the following pages.

FULL SUCTION POWER AHEAD

Our range of vacuum cleaners offers you an impressive variety of machines for use in industry, the automotive sector, building cleaning or trade – Kärcher offers the perfect solution for any application. Whether you need a dry vacuum cleaner or wet and dry vacuum cleaner – all of our machines offer impressively high quality and durability, as well as innovative filter engineering and exceptional ease of use.



Table of contents: Vacuum cleaners		
Window/surface vacuum cleaners	Page	252
Wet and dry vacuum cleaners	Page	256
Wet and dry vacuum cleaner accessories	Page	300
Industrial vacuums	Page	328
Industrial vacuum accessories	Page	356
Dry vacuum cleaners	Page	378
Dry vacuum cleaner accessories	Page	408



1 Powerful, versatile and mobile
In industry, when cleaning the car or for cleaning buildings: strong suction power with maximum portability is in demand everywhere. Kärcher wet and dry vacuum cleaners meet these requirements with ease. With the innovative Tact filter cleaning system, Kärcher wet and dry vacuum cleaners master even the toughest building site applications. Special vacuums – for example for potentially explosive atmospheres or fire-fighting – complete the versatile Kärcher range of wet and dry vacuum cleaners.

2 Profile solutions for production
People working in industry and manufacturing encounter various different types of stubborn dirt on a daily basis, meaning the demands they place on cleaning machines are correspondingly high. Fine dust, coarse dirt, liquids, oils, lubricants, granulates, metal shavings or wood dust – Kärcher industrial vacuums offer the right machine for every cleaning task.

3 Your partner for professional cleanliness
Contract cleaners and facility managers have the highest standards when it comes to power and handling for dry cleaning. Performance and discretion are equally important, especially for daytime cleaning during business hours and for spot cleaning in public areas. Machines must also be quick and easy to transport. Kärcher knows what's important in these specialised areas. The most convincing proof of this is reflected in the sophisticated design of our professional machines.

4 Sector-specific accessories
The range of Kärcher accessories is as diverse as the uses to which our vacuum cleaners can be put. From individual connecting adapters to special accessory kits – Kärcher offers the perfect machine configuration for every vacuum cleaner application to deliver flawless cleaning results.

YOUR COMPLETE SOLUTION FOR ALL SMOOTH SURFACES

Our Window Vac Professional WVP 10 is a lightweight window and surface vacuum cleaner for all types of smooth surfaces. Effortless, streak-free cleaning with this robust, professional handheld device: horizontal, vertical and even overhead. Perfect for cleaning windows, tiles, mirrors, wine cabinets, etc.



Contents of Window/Surface Vacuum Cleaner

Window/surface vacuum cleaner	Page 254
Accessories	Page 255



Easier, more convenient, faster

Short charging times, high power and simple handling. Never before has it been so easy to clean smooth surfaces without leaving any streaks. Our new WVP 10 Adv fits comfortably in the hand, is easy to guide and effortlessly cleans right to the edge. And thanks to the spare battery you can also clean for longer at one time!

The WVP 10 Adv is supplied with 2 batteries, a quick charger, accessory kit, cleaning agent, spray bottle and microfibre cloth.

How to read the unit names:

Unit type	Model	Equipment
Example: WVP	10	Adv
WVP = Window Vac Professional		Adv = Advanced version

BATTERY-POWERED WINDOW/SURFACE VACUUM CLEANER

TECHNICAL DATA AND EQUIPMENT



The cleaning solution for every type of smooth surface

With the window and surface vacuum cleaners from the WVP 10 range, you have a lightweight, battery-powered device which cleans windows, mirrors, tiles and all other types of smooth surfaces right to the edges without leaving any streaks. The WVP 10 Adv version with fast charge function and replacement battery makes it possible to work virtually without any interruptions. The cleaning agent and other utensils are included with the delivery.



1 Lightweight, ergonomic and universal

- Suitable for all types of smooth surfaces – horizontal, vertical or even overhead.
- Comfortable handling and easy to operate.
- Safe, pleasant handling thanks to rubber handle.



2 Removable, replaceable battery

- Allows external battery charging and, in conjunction with a spare battery, uninterrupted working.
- Charging state is displayed by 3 LEDs above the ON/OFF switch.



3 Convenient cleaning of edges

- Streak-free cleaning results right up to the edges thanks to the manually adjustable spacer.



4 Large volume of dirty water tank

- Reduces work interruptions thanks to frequent emptying, thus increasing productivity.

WVP 10 Adv

WVP 10 *EU

- WVP 10 Adv with fast charge function
- Replaceable battery
- Virtually uninterrupted working

- Suitable for all smooth surfaces
- Excellent cleaning results with horizontal and vertical use
- Large suction tank

Technical data

Wastewater tank	ml	200	200
Battery charging time	min	50	180
Working width of vacuum nozzle	mm	280	280
Working width of narrow suction nozzle	mm	170	-
Weight	kg	1	1
Dimensions (L x W x H)	mm	280 x 130 x 335	280 x 130 x 335

Equipment

Battery	■	■
Spray bottle	■	■
Microfibre wiping cloth	1 x	1 x
microfibre wiping cloth outdoor	1 x	-
Cleaning agent 0.5 l	■	■
Battery charger	-	-
Quick charger	■	-
2nd Battery	■	-
Narrow suction nozzle	■	■
Order no.	1.633-560.0	1.633-550.0
Price		

■ Included in the scope of supply.

Accessories

Product name	Order no.	Description	Price
Nozzle 170 mm	9.013-535.3	170 mm wide, anthracite-coloured replacement nozzle for WVP window and surface vacuum cleaner.	
Nozzle 280 mm	9.013-530.3	Replacement nozzle, anthracite, 280 mm wide, for WVP window and surface vacuum cleaner.	
Squeegee blade, narrow, 170 mm	2.633-104.0	For the replacement of the squeegee blades of battery-powered window vacuum cleaners WV 50, WV 75, WV 2, WV 5 and WVP 10. For streak-free cleanliness on all smooth surfaces – without any dripping water.	
Squeegee blade, 280 mm	2.633-005.0	For the replacement of the squeegee blades of battery-powered window vacuum cleaners WV 50, WV 75, WV 2, WV 5 and WVP 10. For streak-free cleanliness on all smooth surfaces – without any dripping water.	
Spray Bottle, round, replacement	4.633-153.0	Replacement spray bottle for cleaning agents with 500 ml capacity. For use with WVP window and surface vacuum cleaner.	
WV indoor microfibre wiping cloths	2.633-130.0	The indoor microfibre wiping cloth with hook-and-loop fastener fastener for optimal dirt removal with the WV spray bottle on all smooth surfaces.	
WV outdoor microfibre wiping cloths	2.633-131.0	Ideal for exterior windows: the outdoor microfibre wiping cloth with hook-and-loop fastener fastener and an exceptionally large number of abrasive fibres. Including dirt scraper for stubborn dirt.	
Replacement battery	2.633-123.0	Replacement battery for the WV 5 and WVP 10 Window Vac, for uninterrupted cleaning.	
EU power supply	2.633-107.0	EU replacement power supply for charging the Kärcher window and surface vacuum cleaner.	
PS01 power supply unit	6.654-353.0	MX/JP/TW/KNA replacement power supply for charging the Kärcher window and surface vacuum cleaner.	
Window Vac Battery Charger	2.633-115.0	GB spare power supply unit for charging the Kärcher window vacuum cleaner.	
Replacement charging station WVP 10 Adv	2.633-041.0	Replacement quick-charging station for charging WVP battery 2.633-123.0. Charge time 50 minutes.	
GB replacement charging station WVP 10 Adv	2.633-056.0	Replacement quick-charging station for charging WVP battery 2.633-123.0. Special version for Great Britain. Charge time 50 minutes.	
JP replacement charging station WVP 10 Adv	2.633-055.0	Replacement quick-charging station for charging WVP battery 2.633-123.0. Special version for Japan. Charge time 50 minutes.	

Detergent

Product name	Order no.	Description	Price
SanitPro Daily Cleaner CA 20 R eco!perform	6.295-685.0	Ready to use sanitary everyday cleaner. Gentle cleaning action, environmentally-friendly. Pack of 12 bottles including 2 spray heads. One spray head is sufficient for up to 40 applications.	
SurfacePro Surface Cleaner CA 30 R eco!perform	6.295-686.0	Ready-to-use surface cleaner for manual application. Dries quickly and streak-free. Pack of 12 bottles including 2 spray heads. Up to 40 applications per spray head.	
SurfacePro Glass Cleaner CA 40 R eco!perform	6.295-687.0	Ready-to-use glass cleaner – also suitable for plastic surfaces. Dries quickly and streak-free. Pack of 12 bottles including 2 spray heads. Up to 40 applications per spray head.	

PROFESSIONAL WET AND DRY VACUUM CLEANERS FOR EVERY CLEANING TASK

As a professional user, you know there's much more to a good wet and dry vacuum cleaner than suction power alone. The overall design – with all filters and control elements, ergonomics, stability and optimal accessories – is the deciding factor. For decades, we have been continuously setting new standards in this area with our innovative technologies – at an excellent price-performance ratio too.



Table of contents: Wet and dry vacuum cleaners

Tact² class	Page	264
Tact class	Page	270
Ap class	Page	276
Standard class	Page	284
NT Classic with two motors	Page	290
NT Classic with single motor	Page	292
Safety vacuum cleaners	Page	294
Special vacuums	Page	298
Accessories	Page	300



NT 50/1 Tact Te L

With its 50-litre container for interruption-free operation, an adjustable push handle, drain hose and many other smart details, the NT 50/1 Tact Te is both the largest machine in the new Tact range and the one with the most comprehensive equipment.

NT 40/1 Tact Te L







The new NT 40/1 Tact Te boasts outstanding suction power – even when it comes to large quantities of fine dust. Its large container capacity and very compact design are also impressive. For even easier handling, it can be fitted with a push handle if desired.

NT 30/1 Tact Te L

The NT 30/1 Tact Te is the fine dust expert among wet and dry vacuum cleaners and is perfect for use wherever tradesmen want outstanding power – whether in the workshop or for tough jobs on construction sites. This makes the robust, durable and powerful machine the tradesman's favourite.

How to read the machine names:

Machine type	Container capacity	Turbines	Filtration technology	Type and equipment
Example: NT	75	2	Tact²	Me Tc
NT = Wet and dry vacuum cleaner	In machine names with a combination of numbers, the first number indicates the container capacity (in litres).	In machine names with a combination of numbers, the second number indicates the number of turbines.	Tact²: Dual automatic filter cleaning, machine with flat pleated filter Tact: Automatic filter cleaning, machine with flat pleated filter Ap: Semi-automatic filter cleaning, machine with flat pleated filter Without suffix: Machine with cartridge filter	Without designation = Standard equipment Classic = Machine with basic equipment Adv = Advanced, machine with additional equipment Me = Stainless steel container Tc = Tilting chassis Ec = Brushless turbine Te = Automatic power outlet L = Certified for dust class L dusts that pose a low risk to health M = Certified for dust class M dusts that pose a moderate risk to health H = Certified for dust class H dusts that pose a high risk to health Z22 = Explosion-proof vacuum cleaner for Zone 22 Mwf = Fire service vacuum cleaner with PRCD-K circuit breaker Eco K = Water vacuum with integrated waste water pump Bs = Vacuum cleaner for bakeries

	Order no.	Container capacity (l)	Air flow rate (l/s)	Vacuum (mbar / kPa)	Protection class	Antistatic preparation or complete antistatic system (incl. electrically conductive suction hose)	Flat pleated filter	Semi-automatic filter cleaning	Tact automatic filter cleaning	Page
	Tact class									
	NT 75/2 Tact² Me Tc Adv	1.667-316.0	75	2 × 74	254 / 25.4	II	-	■	-	265
	NT 75/2 Tact² Me Tc	1.667-289.0	75	2 × 74	254 / 25.4	II	-	■	-	265
	NT 75/2 Tact² Me	1.667-288.0	75	2 × 74	254 / 25.4	I	▲	■	-	267
	NT 65/2 Tact² Tc	1.667-287.0	65	2 × 74	254 / 25.4	II	-	■	-	265
	NT 65/2 Tact²	1.667-286.0	65	2 × 74	254 / 25.4	I	▲	■	-	267
	NT 55/2 Tact² Me I	1.667-237.0	55	2 × 74	254 / 25.4	I	●	■	-	265
	NT 50/1 Tact Te L	1.148-411.0	50	74	254 / 25.4	I	●	■	-	270
	NT 45/1 Tact Te Ec	1.145-826.0	45	63	244 / 24.4	I	▲	■	-	271
	NT 40/1 Tact Te L	1.148-311.0	40	74	254 / 25.4	I	●	■	-	272
	NT 30/1 Tact Te L	1.148-211.0	30	74	254 / 25.4	I	●	■	-	273
	NT 30/1 Tact L	1.148-201.0	30	74	254 / 25.4	I	●	■	-	275
	Ap class									
	NT 75/2 Ap Me Tc	1.667-292.0	75	2 × 74	254 / 25.4	II	-	■	■	277
	NT 65/2 Ap	1.667-291.0	65	2 × 74	254 / 25.4	II	-	■	■	277
	NT 40/1 Ap L	1.148-321.0	40	74	254 / 25.4	II	-	■	■	279
	NT 30/1 Ap Te L	1.148-231.0	30	74	254 / 25.4	I	-	■	■	279
	NT 30/1 Ap L	1.148-221.0	30	74	254 / 25.4	II	-	■	■	279
	NT 22/1 Ap Te L	1.378-610.0	22	71	255 / 25.5	I	-	-	■	283
	NT 22/1 Ap L	1.378-600.0	22	71	255 / 25.5	II	-	-	■	283
	NT 20/1 Ap Te	1.378-510.0	20	74	254 / 25.4	I	-	■	■	281
	NT 20/1 Ap	1.378-500.0	20	74	254 / 25.4	II	-	■	■	281
	Standard class									
	NT 70/3 Me Tc	1.667-274.0	70	3 × 74	254 / 25.4	II	-	-	-	285
	NT 70/2 Me Tc	1.667-272.0	70	2 × 74	254 / 25.4	II	-	-	-	285
	NT 70/3 Tc	1.667-273.0	70	3 × 74	254 / 25.4	II	-	-	-	285
	NT 70/2 Tc	1.667-271.0	70	2 × 74	254 / 25.4	II	-	-	-	285
	NT 70/2 Adv	1.667-278.0	70	2 × 74	254 / 25.4	II	-	-	-	287
	NT 70/2 Me	1.667-275.0	70	2 × 74	254 / 25.4	II	-	-	-	287
	NT 70/3	1.667-270.0	70	3 × 74	254 / 25.4	II	-	-	-	287
	NT 70/2	1.667-269.0	70	2 × 74	254 / 25.4	II	-	-	-	287
	NT 70/1	1.667-268.0	70	74	254 / 25.4	II	-	-	-	287
	NT 48/1 Te	1.428-625.0	48	67	200 / 20	I	-	-	-	289
	NT 48/1	1.428-620.0	48	67	200 / 20	II	-	-	-	289
	NT 27/1 Me Adv	1.428-114.0	27	67	200 / 20	II	-	-	-	289
	NT 27/1 Me	1.428-100.0	27	67	200 / 20	II	-	-	-	289
	NT 27/1 Adv	1.428-520.0	27	67	200 / 20	II	-	-	-	289
	NT 27/1	1.428-500.0	27	67	200 / 20	II	-	-	-	289
	Classic range									
	NT 90/2 Me Classic	1.667-700.0	90	2 × 53	225 / 22.5	II	-	-	-	291
	NT 70/2 Me Classic	1.667-306.0	70	2 × 53	225 / 22.5	II	-	-	-	291
	NT 50/2 Me Classic	1.667-030.0	50	2 × 53	225 / 22.5	II	-	-	-	291
	NT 50/1 Me Classic	1.667-010.0	50	53	225 / 22.5	II	-	-	-	291
	NT 38/1 Me Classic	1.428-538.0	38	59	227 / 22.7	II	-	-	-	293
	NT 30/1 Me Classic	1.428-568.0	30	59	227 / 22.7	II	-	-	-	293
	NT 20/1 Me Classic	1.428-548.0	20	59	227 / 22.7	II	-	-	-	293
	Special vacuums									
	NT 80/1 B1 M S	1.667-267.0	80	56	235 / 23.5	I	▲	-	-	295
	NT 75/1 Me Ec H Z22	1.667-239.0	75	61	220 / 22	I	▲	■	-	295
	NT 75/1 Tact Me Te H	1.667-294.0	75	74	254 / 25.4	I	▲	■	-	296
	NT 50/1 Tact Te M	1.148-435.0	50	74	254 / 25.4	I	▲	■	-	297
	NT 30/1 Tact Te M	1.148-235.0	30	74	254 / 25.4	I	▲	■	-	297
	NT 50/1 Tact Te H	1.148-437.0	50	74	254 / 25.4	I	▲	■	-	296
	NT 30/1 Tact Te H	1.148-237.0	30	74	254 / 25.4	I	▲	■	-	296
	NT 611 Mw f	1.146-601.0	55	57	235 / 23.5	I	-	-	-	298
	NT 611 Eco K	1.146-209.0	55	57	235 / 23.5	I	-	-	-	298
	NT 55/1 Tact Bs	1.146-700.0	55	61	230 / 23	I	●	■	-	299
	NT 35/1 Tact Bs	1.184-700.0	35	61	230 / 23	I	●	■	-	299

■ NEW ■ Included in the scope of supply. ● Antistatic preparation. ▲ Complete antistatic system.

ELIMINATING DUST PROTECTS HEALTH

Every form of dust can be a health hazard. The common goal of legislators, trade associations and employers is to avoid the formation of dust before it occurs or to bind dust directly, quickly and as completely as possible. Brushes, dustpans and high-pressure guns are entirely unsuitable for this purpose. Powerful safety vacuum cleaners that are connected either directly to dust generating tools or used in conjunction with suitable accessories for picking up dust from floors and equipment offer the ideal solution.

1

Dust

Tiny solid particles distributed in the air as a result of mechanical processes or turbulence

Classification according to particle size

(Inhalable) fine dust

Ø < 10 µm

Coarse dust

(sedimentation dust)

Ø > 10 µm


Respirable fine dust

Ø < 2.5 µm


Ultrafine particles

Ø < 0.1 µm

2



3



1 Not all dust is the same

Dust is classified according to size. Coarse dust has a particle size of more than 10 µm (1 micrometre is a thousandth of a millimetre) and is generally reliably retained by nose hair and mucous membranes. Small to ultrafine dust particles (also known as fine dust), by contrast, can penetrate deep into the lungs via the windpipe and bronchial tubes. This respirable dust poses the greatest health risks.

2 Every type of dust can pose a health hazard







Fine dust is always dangerous to health. However, every type of dust – even coarse dust – can cause respiratory disease after prolonged exposure due to the harmful substances it contains. Mineral mixed dust from sand, lime, gypsum, cement or concrete, which occurs regularly in the building industry, almost always contains quartz fine dust, which can cause silicosis and lung cancer. The effects of dust on health depend on the type of dust, as well as the particle size, duration of exposure and the intensity of dust impact. Inhaling large amounts of dust over a short period of time is particularly dangerous. And because dust is widely distributed, protection against dust concerns us all.

3 Avoid dust. Before it forms

The best protection against dust is to prevent it from forming in the first place. Kärcher safety vacuum cleaners can easily be connected to all standard power tools with a special tool adapter. This form of direct suction ensures a virtually dust-free environment. Dust on floors and machines can be removed efficiently and reliably with the accessories supplied as standard. And you can forget brushes, dustpans and compressed-air guns – these only kick the dust up again. Using approved safety vacuum cleaners is the only way to reliably protect the health of users and others in the surrounding area.

WET AND DRY VACUUM CLEANER: POWERFUL AND VERSATILE

The Kärcher range of wet and dry vacuum cleaners is the result of decades of experience with operators throughout the world. Whether for tradesmen, building service contractors or vehicle finishers – this wide selection includes wet and dry vacuum cleaners specially tailored to suit individual applications.

	 NT 65/2 Tact ² to NT 75/2 Tact ²	 NT 30/1 Tact to NT 50/1 Tact	 NT 65/2 Ap to NT 75/2 Ap	 NT 20/1 Ap to NT 40/1 Ap	 NT 70/1 to NT 70/3	 NT 27/1 to NT 48/1
	Tact class		Ap class		Standard class	
Liquids						
Small quantities		□		□		■
Large quantities	□		□		■	
Coarse dirt						
Small quantities		□		■		□
Large quantities	□		■		□	
Fine dust						
Small quantities			■	■		
Large quantities		■				
Very large quantities	■					
□ suitable ■ recommended						



The perfect vacuum cleaner for every application

Kärcher wet and dry vacuum cleaners are designed for all wet and dry applications. With all-round and specialist machines.

- 1 Tact vacuum cleaners: developed to handle large quantities of fine dust – for working with and without power tools.
- 2 Ap vacuum cleaners: powerful all-rounders for liquid and moist dirt to medium-fine dust.
- 3 Standard vacuum cleaners: designed for picking up large quantities of liquids and coarse dirt.



1

Clean Filter

Constant Airflow

2

180
Kärcher

19
Competitor A

10
Competitor B

3

EN 60335-2-69/IEC 60335-2-69

Dust class	Max. permeation degree	Suitable for	Application
L	 ≤ 1.0%	■ Dusts with MAC values > 1 mg/m³	■ Lime dusts ■ Gypsum dusts
M	 < 0.1%	■ Dusts with MAC values ≥ 0.1 mg/m³ ■ Wood dusts up to 1200 W/50 l	■ Wood dusts (beech, oak) ■ Paint dust particles ■ Ceramic dusts ■ Dusts from plastics
H	 < 0.005%	■ Dusts with MAC values < 0.1 mg/m³ ■ Carcinogenic dusts (Section 35 GeStoffV [German Ordinance on Hazardous Substances]) ■ Pathogenic dusts	■ Carcinogenic dusts (lead, coal, cobalt, nickel, tar, copper, cadmium, etc.) ■ Mould, bacteria ■ Germs ■ Formaldehyde
Special requirement: asbestos*	 < 0.005%	■ Dusts containing asbestos	■ Asbestos dust from night storage heaters or firewalls
Explosive dusts (ATEX zone 22)	 Such as dust class L, M or H with special requirements	■ Dusts in dust explosion classes in Zone 22	■ Paper dusts ■ Flour dusts

* Obligatory for Germany in accordance with TRGS 519.
MAC = maximum allowable concentration.

1 Tact - the automatic filter cleaning system

Our professional wet and dry vacuum cleaners with the patented Tact system allow uninterrupted operation, even with large quantities of fine dust. The filter automatically cleans itself with targeted, powerful blasts of air. The procedure is triggered automatically whilst maintaining constant high suction power. Other benefits include low maintenance costs and a long filter service life.

2 Filter service life when vacuuming fine dust with the NT 30/1 Tact Te L

Dust: Category A mineral dust.
Temperature: Room temperature.
Accessories: Main filter and hoses included in the scope of supply.
Competitor machines: Comparable container size and equipment.
Kärcher 180*
Competitor A 19*
Competitor B 10*

* Weights in kg, maximum quantity of dust that can be vacuumed until the main filter requires manual cleaning or changing.

3 Dust classes

L class: Dusts in dust class L are only slightly hazardous. An L filter cannot allow more than 1 per cent of the test dust to pass through. All Kärcher flat pleated filters easily comply with this requirement – they are all certified for dust class M. The legal maximum allowable concentration of L dust must not exceed 1 mg/m³. There are no special precautions for the disposal of L dust.
M class: Dusts in dust class M are hazardous. The maximum permeation degree of a tested M vacuum cleaner is less than 0.1 per cent. The legal maximum allowable concentration of M dust must not exceed 0.1 mg/m³. M dust must be disposed of with minimal dust spillage.
H class: Dusts in dust class H are highly hazardous. The maximum permeation degree of a tested H vacuum cleaner must be less than 0.005 per cent. The legal maximum allowable concentration of H dust is less than 0.1 mg/m³. Due to the high risk posed by these carcinogenic and pathogenic dusts, dust must not be able to escape during disposal.

Order no.	Machine designation	Suitable for dust class	Recommended for fine dust
1.667-316.0	NT 75/2 Tact² Me Tc Adv		Very large quantities
1.667-289.0	NT 75/2 Tact² Me Tc		
1.667-288.0	NT 75/2 Tact² Me		
1.667-287.0	NT 65/2 Tact² Tc		
1.667-286.0	NT 65/2 Tact²		
1.667-237.0	NT 55/2 Tact² Me		
1.667-294.0	NT 75/1 Tact Me Te H		Large quantities
1.148-437.0	NT 50/1 Tact Te H		
1.148-237.0	NT 30/1 Tact Te H		
1.148-435.0	NT 50/1 Tact Te M		Large quantities
1.148-235.0	NT 30/1 Tact Te M		
1.148-411.0	NT 50/1 Tact Te L		Large quantities
1.148-311.0	NT 40/1 Tact Te L		
1.148-211.0	NT 30/1 Tact Te L		
1.148-201.0	NT 30/1 Tact L		
1.667-292.0	NT 75/2 Ap Me Tc		Small to medium quantities
1.667-291.0	NT 65/2 Ap		
1.148-321.0	NT 40/1 Ap L		
1.148-231.0	NT 30/1 Ap Te L		
1.148-221.0	NT 30/1 Ap L		
1.378-610.0	NT 22/1 Ap Te L		
1.378-600.0	NT 22/1 Ap L		
1.378-510.0	NT 20/1 Ap Te		
1.378-500.0	NT 20/1 Ap		
1.667-267.0	NT 80/1 B1 M S	+ explosive dusts	Medium quantities
1.667-266.0	NT 80/1 B1 M	+ explosive dusts	Medium quantities
1.667-239.0	NT 75/1 Me Ec H Z22	+ explosive dusts	Medium quantities

262

263

Tact² CLASS

Professional from head to toe

High mobility and power, stamina, robustness and a wide range of practical equipment features make Kärcher vacuum cleaners with Tact² sought-after specialists and all-rounders. The models with tilting chassis offer advantages, particularly for industrial applications, in the disposal of liquids and coarse dirt.



1 Tilting chassis with container lock

- The container is always securely attached to the chassis.



2 Drain hose for emptying liquids.

- Cover remains tightly closed until the contents are drained.



3 Suction tubes and floor nozzles can be stored in any direction in the accessory holders

- For easy access from all sides.
- Ample storage for a 4 m hose and rubber power cable (10 m)



4 Easy in, easy out with tilting chassis

- Simply tilt back the container and empty into the drain.
- High stability for easy emptying.

TECHNICAL DATA AND EQUIPMENT

		NT 75/2 Tact² Me Tc Adv	NT 75/2 Tact² Me Tc	NT 65/2 Tact² Tc
		■ Automatic Filter Cleaning System Tact² ■ Push handle and drain hose ■ Wide nozzle	■ Automatic Filter Cleaning System Tact² ■ Push handle and drain hose ■ Moisture-proof PES filter	■ Automatic Filter Cleaning System Tact² ■ Accessory/suction hose storage ■ Moisture-proof PES filter
Technical data				
Air flow rate	l/s	2 × 74	2 × 74	2 × 74
Vacuum	mbar / kPa	254 / 25.4	254 / 25.4	254 / 25.4
Container capacity	l	75	75	65
Max. rated input power	W	max. 2760	max. 2760	max. 2760
Voltage	V	220-240	220-240	220-240
Standard nominal width		ID 40	ID 40	ID 40
Cable length	m	30	10	10
Sound pressure level EN 60335-2-69 uncertainty K = 1 dB(A)	dB(A)	73	73	73
Weight	kg	28.6	27.5	26.5
Dimensions (L × W × H)	mm	670 × 560 × 930	670 × 560 × 930	670 × 560 × 915
Equipment				
Suction hose	m	4 / with bend	4 / with bend	4 / with bend
Suction tube, metal 2 × 0.5 m		■	■	■
Filter bag		-	Paper	Paper
Wet and dry floor nozzle	mm	360	360	360
Crevise nozzle		■	■	■
Stainless steel container		■	■	-
Flat pleated filter		PES	PES	PES
Order no.		1.667-316.0	1.667-289.0	1.667-287.0
Price				
		■ Included in the scope of supply.		

NT 55/2 Tact² Me I

		■ Mobile stainless steel container ■ Set-down mechanism ■ Automatic Filter Cleaning System Tact²
Technical data		
Air flow rate	l/s	2 × 74
Vacuum	mbar / kPa	254 / 25.4
Container capacity	l	55
Max. rated input power	W	2760
Voltage	V	220-240
Standard nominal width		ID 40
Cable length	m	10
Sound pressure level EN 60335-2-69 uncertainty K = 1 dB(A)	dB(A)	73
Weight	kg	44.8
Dimensions (L × W × H)	mm	710 × 570 × 1070
Equipment		
Suction hose	m	4 / with bend
Suction tube, metal 2 × 0.5 m		■
Filter bag		-
Wet and dry floor nozzle	mm	360
Crevise nozzle		■
Stainless steel container		■
Flat pleated filter		Paper
Order no.		1.667-237.0
Price		
		■ Included in the scope of supply.

Tact² CLASS



Constant high suction power – even with large dust quantities

The Tact² machines have a wealth of standard features for picking up large quantities of fine dust as well as coarse dirt: the unique Tact² is designed for long periods of uninterrupted use with constant high suction power. It comes with a complete anti-static package and 4 m suction hose. Designed for cleaning tasks otherwise reserved for larger and heavier vacuum cleaners.



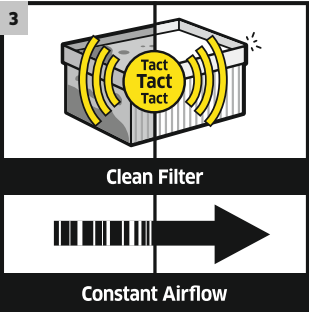
1 Easy to transport

- Adjustable push handle and large wheels make transport easy even on uneven surfaces.



2 Intelligent accessory storage

- For example, the floor nozzle can be quickly fixed any way round.



3 Automatic Filter Cleaning System Tact²

- The flat pleated filter can be removed from the clean side; it is divided into two halves, which are cleaned alternately by targeted blasts of air.
- Fine dusts cannot block the filter. A constant high air flow is maintained.



4 Secure and close to hand


- Tools can be stored in the on-board practical storage area, including small parts and bottles.

TECHNICAL DATA AND EQUIPMENT

NT 75/2 Tact² Me		NT 65/2 Tact²	
		<div><div></div> Automatic Filter Cleaning System Tact²</div> <div><div></div> Antistatic preparation</div> <div><div></div> On-board storage on the casing head</div>	<div><div></div> Automatic Filter Cleaning System Tact²</div> <div><div></div> Antistatic preparation</div> <div><div></div> Adjustable push handle</div>
Technical data			
Air flow rate	l/s	2 × 74	2 × 74
Vacuum	mbar / kPa	254 / 25.4	254 / 25.4
Container capacity	l	75	65
Max. rated input power	W	max. 2760	max. 2760
Voltage	V	220-240	220-240
Standard nominal width		ID 40	ID 40
Cable length	m	10	10
Sound pressure level EN 60335-2-69 uncertainty K = 1 dB(A)	dB(A)	73	73
Weight	kg	27.5	24.5
Dimensions (L × W × H)	mm	630 × 545 × 920	575 × 490 × 880
Equipment			
Suction hose	m	4 / with bend	4 / electrically conductive
Suction tube, metal 2 × 0.5 m		■	■
Filter bag		Paper	Paper
Wet and dry floor nozzle	mm	360	360
Crevice nozzle		■	■
Stainless steel container		■	-
Flat pleated filter		Paper	Paper
Order no.		1.667-288.0	1.667-286.0
Price			
■ Included in the scope of supply.			
Accessories			
Product name	Order no.	Description	Price
Flat pleated filter, paper	6.907-276.0	Paper, approved for dust class M.	
Flat pleated filter, PES	6.907-277.0	Polyester fleece, rot-proof, dust class M.	
Multi-purpose nozzle, wet/dry	6.903-018.0	Aluminium with height-adjustable rollers, brush strips (6.903-064.0) and squeegees (6.903-081.0, oil-resistant).	
Suction hose	6.906-546.0	With bayonet and clip connection, electrically conductive, C 40.	
Bend, plastic, electrically conductive	5.032-427.0	Plastic, with C 40 clip system, electrically conductive.	
Suction tube	6.902-081.0	For use in wet or damp environments or for wet vacuuming.	

THE NEW Tact CLASS: THE NEXT GENERATION OF FINE DUST VACUUM CLEANERS

With the new Tact range, we've thought of everything that's important to professional users: outstanding suction power, simple and comfortable operation, as well as durability and longevity. Our tried-and-tested Tact filter cleaning system is now even quieter and more efficient. And when it comes to equipment and accessories, we have done everything to ensure that your work is faster, easier and more convenient.



1 Overview of machine features

- 1** Central rotary switch for adjusting filter cleaning as required.
- 2** Suction hose connection in the machine head for a greater net volume and easy emptying.
- 3** Robust container with bumper and handhold for a long service life and convenient handling.
- 4** Case storage and attachment solution for toolboxes.
- 5** Flexible hose and power cable storage for secure attachment of different hoses.
- 6** Side storage of crevice nozzle and special tool adapter to ensure nothing is lost.
- 7** Large and robust metal castors for optimal manoeuvrability, even for tough jobs on construction sites.

2 Overview of accessory features


- 1** Special tool adapter with air-flow regulator and rubber attachment for optimum compatibility with power tools.
- 2** Wide floor nozzle with quick-change inserts for wet and dry applications.
- 3** Ergonomic bend with soft grip for comfortable working.
- 4** Improved clip system for easy switching, for example from bend to tool adapter.
- 5** Dirt-repellent bayonet fastener for easily detaching the hose from the machine.

Tact CLASS



The biggest of its kind

Even our most demanding customers in industry and construction will be impressed by NT 50/1 Tact Te L the wet and dry vacuum cleaner NT 50/1 Tact Te L. Powerful and reliable, it also vacuums very large quantities of fine dust, coarse dirt or liquids into its 50-litre container, ensuring long periods of uninterrupted use in a clean, dust-free environment.



- 1

Adjustable, ergonomic push handle
 - Thanks to a quick lock, the adjustable push handle adapts to the size of the operator.
 - The push handle can be easily folded away to save space when storing the machine.
- 2

Oil-resistant drain hose
 - Oil-resistant, integrated drain hose for easy emptying of liquids.

NT 50/1 Tact Te L

■ Adjustable push handle		
■ Drain hose		
■ Antistatic preparation		
Technical data		
Air flow rate	I/s	74
Vacuum	mbar / kPa	254 / 25.4
Container capacity	l	50
Max. rated input power	W	1380
Voltage	V	220–240
Standard nominal width		ID 35
Rubber power cable length	m	7.5
Sound pressure level EN 60335-2-69 un- certainty K = 1 dB(A)	dB(A)	68
Weight	kg	18.3
Dimensions (L × W × H)	mm	640 × 370 × 1045
Equipment		
Suction hose	m	4 / with bend
Suction tubes, stainless steel, 2 × 0.55 m		■
Filter bag		fleece
Wet and dry floor nozzle	mm	360
Crevice nozzle		■
Power tool connection adaptor		■
Order no.		1.148-411.0
Price		
■ Included in the scope of supply.		

Tact CLASS



Built to last.

Highly effective, less wear and tear: the NT 45/1 Tact Te Ec motor has no carbon brushes – ideal for heavy-duty, uninterrupted industrial use with a service life of 5,000 hours.



- 1

Brushless EC drive
 - The brushless EC drive has a life expectancy of 5,000 hours. This makes the NT 45/1 Tact Te Ec ideal for continuous use.
- 2

Variable speed control
 - Adjustable suction power.

NT 45/1 Tact Te Ec


■ Brushless EC drive (5,000 h)		
■ Antistatic preparation		
■ Automatic on/off switch		
Technical data		
Air flow rate	I/s	63
Vacuum	mbar / kPa	244 / 24.4
Container capacity	l	45
Max. rated input power	W	1380
Voltage	V	220–240
Standard nominal width		ID 35
Rubber power cable length	m	7.5
Sound pressure level EN 60335-2-69 un- certainty K = 1 dB(A)	dB(A)	71
Weight	kg	13.5
Dimensions (L × W × H)	mm	517 × 375 × 687
Equipment		
Suction hose	m	2.5 / with bend
Suction tubes, stainless steel, 2 × 0.5 m		■
Filter bag		fleece
Wet and dry floor nozzle	mm	300
Crevice nozzle		■
Order no.		1.145-826.0
Price		
■ Included in the scope of supply.		

Tact CLASS



Just the right size

Not too large, not too small, just right: the NT 40/1 Tact Te L is perfect for those who want it all. Compact, easy to transport and a large container capacity for long operating periods. Also available with a push handle on request.



- 1 Suction hose connection in the machine head

 - The suction hose port in the machine head enables a larger usable container capacity.
 - Easy emptying of the container by connecting the hose and machine head.
- 2 Storage rack and fixing options

 - Tool boxes can be placed on the flat machine head without slipping thanks to its rubberised surfaces.
 - Transport eyelets facilitate secure fixing with conventional anchoring straps.

NT 40/1 Tact Te L

■ PES flat pleated filter		
■ Antistatic preparation		
■ Optional push handle		
Technical data		
Air flow rate	l/s	74
Vacuum	mbar / kPa	254 / 25.4
Container capacity	l	40
Max. rated input power	W	1380
Voltage	V	220-240
Standard nominal width		ID 35
Rubber power cable length	m	7.5
Sound pressure level EN 60335-2-69 uncertainty K = 1 dB(A)	dB(A)	68
Weight	kg	14.4
Dimensions (L × W × H)	mm	560 × 370 × 655
Equipment		
Suction hose	m	4 / with bend
Suction tubes, stainless steel, 2 × 0.55 m		■
Filter bag		fleece
Wet and dry floor nozzle	mm	360
Crevice nozzle		■
Power tool connection adaptor		■
Order no.		1.148-311.0
Price		
■ Included in the scope of supply.		

Tact CLASS



Indispensable on construction sites and in workshops

The compact NT 30/1 Tact Te L is our mobile fine dust expert for tradesmen. It impresses with extraordinary power wherever large quantities of fine dust are generated – whether for heavy-duty use on construction sites or in workshops.



- 1 Tact automatic filter cleaning system

 - Fully automatic filter cleaning through powerful bursts of air with no loss of suction.
 - Market-wide unique filter service life of at least 180 kg of fine dust.
- 2 Tool sleeve with false air valve and rubber attachment

 - The new tool sleeve ensures optimal connection to the power tool.
 - The suction power can be regulated via the rotating ring on the base body of the sleeve.

NT 30/1 Tact Te L

■ PES flat pleated filter		
■ Antistatic preparation		
■ Automatic on/off switch		
Technical data		
Air flow rate	l/s	74
Vacuum	mbar / kPa	254 / 25.4
Container capacity	l	30
Max. rated input power	W	1380
Voltage	V	220-240
Standard nominal width		ID 35
Rubber power cable length	m	7.5
Sound pressure level EN 60335-2-69 uncertainty K = 1 dB(A)	dB(A)	69
Weight	kg	13.5
Dimensions (L × W × H)	mm	560 × 370 × 580
Equipment		
Suction hose	m	4 / with bend
Suction tubes, stainless steel, 2 × 0.55 m		■
Filter bag		fleece
Wet and dry floor nozzle	mm	360
Crevice nozzle		■
Power tool connection adaptor		■
Order no.		1.148-211.0
Price		
■ Included in the scope of supply.		

Tact CLASS



The all-rounder for everything and everyone

For cleaning machines, vehicles, workshop floors, and much more: the NT 30/1 Tact L is a robust and compact all-rounder for operators in diverse industries – with excellent suction power for brilliant results in all situations.



1 Rugged container with bumpers and metal castors.

- Sturdy metal castors guarantee good manoeuvrability and unrestricted mobility on construction sites
- The rugged container protects the machine from bumps and knocks.



2 Flexible hose and power cable storage

- Enables secure fixing of hoses of different lengths and diameters.
- The power cable is always stored safely for transport.



3 Detachable filter casing

- With the detachable filter casing, removal and replacement of the filter is dust-free.
- It is impossible to insert the flat pleated filter incorrectly.



4 Central rotary switch

- Convenient switching via central rotary switch.

TECHNICAL DATA AND EQUIPMENT

NT 30/1 Tact L

- PES flat pleated filter
- Metal castors
- Antistatic preparation

Technical data		
Air flow rate	l/s	74
Vacuum	mbar / kPa	254 / 25.4
Container capacity	l	30
Max. rated input power	W	1380
Voltage	V	220-240
Standard nominal width		ID 35
Rubber power cable length	m	7.5
Sound pressure level EN 60335-2-69 uncertainty K = 1 dB(A)	dB(A)	69
Weight	kg	13.5
Dimensions (L × W × H)	mm	560 × 370 × 580

Equipment		
Suction hose	m	2.5 / with bend
Suction tubes, stainless steel, 2 × 0.55 m		■
Filter bag		fleece
Wet and dry floor nozzle	mm	360
Crevise nozzle		■
Power tool connection adaptor		-
Order no.		1.148-201.0
Price		

■ Included in the scope of supply.

Accessories			
Product name	Order no.	Description	Price
Fleece filter bags	2.889-154.0	Fleece filter bag with 30 litre volume. Tear-resistant, dust class M, for suction hose port in machine head.	
Fleece filter bags Adv	2.889-156.0	5 pcs. extra tear-resistant fleece filter bags, dust class M, for suction hose port in machine head.	
Flat pleated filter, PES	6.904-360.0	Polyester fleece, rot-proof, dust class M.	
Flat pleated filter, PTFE	6.907-455.0	Polyester fleece with PTFE coating for single-motor Tact and Ap vacuum cleaners,dust class M. Particularly suitable for very adhesive materials.	
Suction hose	2.889-134.0	2.5 m suction hose with new bayonet and clip fastener.	
Suction hose	2.889-135.0	4 m suction hose with new bayonet and clip fastener.	
Electrically conductive suction hose	2.889-136.0	Electrically conductive suction hose with new bayonet and clip fastener. Length: 2.5 m.	
Electrically conductive suction hose	2.889-137.0	4 m suction hose with new bayonet and clip fastener. Electrically conductive.	
Bend	2.889-148.0	Ergonomic bend for the new clip system. With airflow control slide, in an antistatic design.	
Tool collar ID 35, clip-on	2.889-151.0	Tool adapter with a rubber fixture and airflow control slide for the new clip system. Suitable for all current electric tools.	
Wet and dry floor nozzle Adv for ID 35 nominal width	2.889-152.0	360 mm wide wet and dry floor nozzle with easy-to-change inserts. Including brush strips and squeegees.	
Wet and dry floor nozzle Adv for ID 40 nominal width	2.889-153.0	360 mm wide wet and dry floor nozzle with easy-to-change inserts, squeegees.	

AP CLASS



For a range of jobs – suitable for industrial and commercial use

Two powerful turbines, patented filter system, semi-automatic filter cleaning and large container capacity permit long periods of uninterrupted use with constant suction power.



1 On-board storage

- The large on-board storage space on the casing head ensures that tools and accessories are always stored and close to hand.



2 Integrated drain hose

- Easily accessible drain hose for convenient liquid disposal.



3 ApClean (semi-automatic filter cleaning system)

- The free filter means that the user can work for long intervals without interruption.
- Optimum suction power with high efficiency.



4 Hose and bend attachment

- Convenient suction hose and bend attachment for easy transport and storage.

TECHNICAL DATA AND EQUIPMENT

		NT 75/2 Ap Me Tc	NT 65/2 Ap
		<div><div></div><div>Semi-automatic filter cleaning</div></div> <div><div></div><div>Tilting chassis</div></div> <div><div></div><div>Flat pleated filter (dust class M)</div></div>	<div><div></div><div>Semi-automatic filter cleaning</div></div> <div><div></div><div>Flat pleated filter (dust class M)</div></div> <div><div></div><div>Drain hose and push handle</div></div>
Technical data			
Air flow rate	l/s	2 × 74	2 × 74
Vacuum	mbar / kPa	254 / 25.4	254 / 25.4
Container capacity	l	75	65
Max. rated input power	W	max. 2760	max. 2760
Voltage	V	220-240	220-240
Standard nominal width		ID 40	ID 40
Cable length	m	10	10
Sound pressure level EN 60335-2-69 uncertainty K = 1 dB(A)	dB(A)	73	73
Weight	kg	26.5	20
Dimensions (L × W × H)	mm	700 × 505 × 995	600 × 480 × 920
Equipment			
Suction hose	m	4 / with bend	4 / with bend
Suction tube, metal 2 × 0.5 m		■	■
Filter bag		Paper	Paper
Wet and dry floor nozzle	mm	360	360
Crevice nozzle		■	■
Stainless steel container		■	-
Flat pleated filter		Paper	Paper
Order no.		1.667-292.0	1.667-291.0
Price			
■ Included in the scope of supply.			
Accessories			
Product name	Order no.	Description	Price
Flat pleated filter, PES	6.904-284.0	Polyester fleece, rot-proof, dust class M (also for NT 65/2 Eco / Me / Tc and NT 72/2 Eco Tc).	
Flat pleated filter, paper	6.904-283.0	Paper, dust class M (also NT 65/2 Eco / opt. for NT 75/2 Eco Tc models).	
Multi-purpose nozzle, wet/dry	6.903-018.0	Aluminium with height-adjustable rollers, brush strips (6.903-064.0) and squeegees (6.903-081.0, oil-resistant).	
Suction hose	6.906-321.0	With bayonet and clip connection, C 40.	
Plastic bend	5.031-904.0	Plastic with C 40 clip system.	
Suction tube	6.902-081.0	For use in wet or damp environments or for wet vacuuming.	

AP CLASS



Premium in the middle class

Whether it is for vehicle interior cleaning, professional applications of building service contractors, in the hotel and gastronomy sector or in many other industries: The new Ap range of powerful and compact wet and dry vacuum cleaners impresses with excellent suction power, semi-automatic filter cleaning, simple operation, clever accessory storage and high-quality, durable components.



1 Semi-automatic filter cleaning

- Semi-automatic filter cleaning guarantees constantly high suction power.
- The positioning of the Ap cleaning button simplifies handling.



2 Flexible hose and power cable storage

- Enables secure fixing of hoses of different lengths and diameters.
- Transport-proof storage of the power cable.



3 Removable filter casing

- Permits dust-free removal of the filter.
- Effectively prevents incorrect insertion of the flat pleated filter.



4 Clever integrated storage options for accessories

- Accessories are stored safely and are always ready to hand.

TECHNICAL DATA AND EQUIPMENT

		NT 40/1 Ap L	NT 30/1 Ap Te L	NT 30/1 Ap L
		■ Semi-automatic filter cleaning ■ Flat pleated filter with filter casing ■ Flexible hose and cable storage	■ Semi-automatic filter cleaning ■ Power outlet with automatic on/off switch ■ Connection adapter for power tools	■ Semi-automatic filter cleaning ■ Flat pleated filter with filter casing ■ Flexible hose and cable storage
Technical data				
Air flow rate	l/s	74	74	74
Vacuum	mbar / kPa	254 / 25.4	254 / 25.4	254 / 25.4
Container capacity	l	40	30	30
Max. rated input power	W	1380	1380	1380
Voltage	V	220-240	220-240	220-240
Standard nominal width		ID 35	ID 35	ID 35
Cable length	m	7.5	7.5	7.5
Sound pressure level EN 60335-2-69 uncertainty K = 1 dB(A)	dB(A)	70	70	70
Weight	kg	12.4	11.8	11.8
Dimensions (L x W x H)	mm	525 x 370 x 630	525 x 370 x 560	525 x 370 x 560
Equipment				
Suction hose	m	2.5 / with bend	2.5 / with bend	2.5 / with bend
Suction tube, metal, 2 x 0.55 m		■	■	■
Filter bag		fleece	fleece	fleece
Wet and dry floor nozzle	mm	300	300	300
Crevice nozzle		■	■	■
Power tool connection adaptor		-	■	-
Order no.		1.148-321.0	1.148-231.0	1.148-221.0
Price				
■ Included in the scope of supply.				

Accessories			
Product name	Order no.	Description	Price
Flat-pleated filter packaged PES	6.907-662.0	Flat pleated filter made from polyester fleece, rot-resistant and suitable for dust class M.	
Flat pleated filter, PES	6.904-360.0	Polyester fleece, rot-proof, dust class M.	
Flat pleated filter, PTFE	6.907-455.0	Polyester fleece with PTFE coating for single-motor Tact and Ap vacuum cleaners,dust class M. Particularly suitable for very adhesive materials.	
Fleece filter bags	2.889-154.0	Fleece filter bag with 30 litre volume. Tear-resistant, dust class M, for suction hose port in machine head.	
Fleece filter bags	2.889-155.0	Fleece filter bag with 40-50 litre volume. Tear-resistant, dust class M, for suction hose port in machine head.	
Suction hose	2.889-134.0	2.5 m suction hose with new bayonet and clip fastener.	
Suction hose	2.889-135.0	4 m suction hose with new bayonet and clip fastener.	
Electrically conductive suction hose	2.889-137.0	4 m suction hose with new bayonet and clip fastener. Electrically conductive.	
Electrically conductive suction hose	2.889-136.0	Electrically conductive suction hose with new bayonet and clip fastener. Length: 2.5 m.	
ID 40 bend, electrically conductive	2.889-172.0	Bend for the new clip system in nominal size ID 40. Electrically conductive design. Particularly suited to high concentrations of fine dust.	
Tool collar ID 35, clip-on	2.889-151.0	Tool adapter with a rubber fixture and airflow control slide for the new clip system. Suitable for all current electric tools.	

AP CLASS

Compact, powerful and for use anywhere

Handy, powerful, quiet and mobile: the wet and dry vacuum cleaner with its semi-automatic filter cleaning system is an ideal machine for workshops and construction sites.



1 Compact dimensions

- Ergonomic handle and compact, square dimensions for easy transport and storage.



2 Semi-automatic filter cleaning

- Semi-automatic filter cleaning effectively ensures constantly high suction power.
- With an air flow rate of 74 l/s and a vacuum of 254 mbar, the suction power of the machine is outstanding.



3 Removable filter box

- Easy, dirt-free removal. The flat pleated filter can be tapped clean without damaging it.



4 Integrated accessory storage

- All of the accessories can be stowed conveniently on the machine and are therefore always close at hand.

TECHNICAL DATA AND EQUIPMENT

NT 20/1 Ap Te			NT 20/1 Ap		
			<div><div>■ Semi-automatic filter cleaning</div><div>■ Automatic on/off switch (power tools)</div><div>■ Removable filter box</div></div>		
			<div><div>■ Semi-automatic filter cleaning</div><div>■ Accessory/suction hose storage</div><div>■ Removable filter box</div></div>		
Technical data					
Air flow rate	l/s	74		74	
Vacuum	mbar / kPa	254 / 25		254 / 25	
Container capacity	l	20		20	
Max. rated input power	W	1380		1380	
Voltage	V	220-240		220-240	
Standard nominal width		ID 35		ID 35	
Cable length	m	6		6	
Sound pressure level EN 60335-2-69 uncertainty K = 1 dB(A)	dB(A)	66		66	
Weight	kg	8.5		8.5	
Dimensions (L × W × H)	mm	440 × 380 × 470		440 × 380 × 470	
Equipment					
Suction hose with bend	m	2.5 / with bend		2.5 / with bend	
Suction tube, metal 2 × 0.5 m		■		■	
Filter bag		fleece		fleece	
Wet and dry floor nozzle	mm	300		300	
Crevice nozzle		■		■	
Power tool connection adaptor		■		-	
Order no.		1.378-510.0		1.378-500.0	
Price					
■ Included in the scope of supply.					
Accessories					
Product name	Order no.	Description	Price		
Flat pleated filter, paper	6.904-367.0	Paper, dust class M.			
Flat pleated filter, PES	6.904-360.0	Polyester fleece, rot-proof, dust class M.			
Fleece filter bags	6.907-469.0	Fleece filter bag, tear-resistant, dust class M.			
Adv fleece filter bags	6.904-351.0	Fleece filter bag, extra tear-resistant, dust class M.			
All-purpose brush	6.903-863.0	Natural bristles (ox hair), bristle element 120 × 45 mm, ID 35.			

AP CLASS

When you need the strong stuff

Whether for trade use, vehicle cleaning, retail or any other kind of business: the NT 22/1 Ap will help you deal with all volumes of dirt. The entry-level class in the world of professional wet/dry vacuum cleaners boasts low weight, high manoeuvrability and, most importantly, the high suction power typical of Kärcher products.



1 Lightweight with compact dimensions

- The machine is easy and convenient to transport and store.



2 Semi-automatic filter cleaning

- Semi-automatic filter cleaning effectively ensures constantly high suction power.



3 Moisture-resistant PES cartridge filter

- It is possible to change from wet to dry vacuum cleaning easily without having to dry the PES cartridge filter first.



4 Socket for electric tools (with automatic start-up)

- The appliance's socket acts as a "remote control" for the vacuum cleaner.
- The vacuum cleaner starts automatically when the attached power tool is started.

TECHNICAL DATA AND EQUIPMENT

NT 22/1 Ap Te L			NT 22/1 Ap L		
			<div><div>■ Efficient semi-automatic filter cleaning</div><div>■ Socket with automatic start-up for electric tools</div><div>■ Moisture-resistant PES cartridge filter</div></div>		
			<div><div>■ Efficient semi-automatic filter cleaning</div><div>■ Suction hose port in the head of the machine</div><div>■ Moisture-resistant PES cartridge filter</div></div>		
Technical data					
Air flow rate	l/s	71	71		
Vacuum	mbar / kPa	255 / 25.5	255 / 25.5		
Container capacity	l	22	22		
Max. rated input power	W	1300	1300		
Voltage	V	220-240	220-240		
Standard nominal width		ID 35	ID 35		
Cable length	m	6	6		
Sound pressure level EN 60335-2-69 uncertainty K = 1 dB(A)	dB(A)	72	72		
Weight	kg	6.1	5.7		
Dimensions (L × W × H)	mm	380 × 370 × 480	380 × 370 × 480		
Equipment					
Suction hose	m	1.9 / with bend	1.9 / with bend		
Suction pipe, plastic 2 × 0.5 m		–	■		
Suction tube, metal 2 × 0.5 m		■	–		
Filter bag		fleece	fleece		
Wet and dry floor nozzle	mm	300	300		
Crevice nozzle		■	■		
Order no.		1.378-610.0	1.378-600.0		
Price					
■ Included in the scope of supply.					
Accessories					
Product name	Order no.	Description			Price
Fleece filter bags	2.889-217.0	Fleece filter bag, tear-resistant, for NT 22/1 Ap and NT 22/1 Ap Te machines. Dust class-L-certified.			
Cartridge filter packaged PES	2.889-219.0	Moisture-resistant PES cartridge filter for wet and dry vacuum cleaning. Dust class L-certified.			
Elbow, standard	2.889-199.0	Plastic bend, grey, with C 35 clip system.			
Suction tube set	2.889-218.0	Plastic suction tube set, NW 35, grey, 2-piece, each 0.5 m.			
Wet/Dry floor nozzle standard	2.889-263.0	Wet/Dry floor nozzle, NW 35, 300 mm wide, grey. Including brush strips and squeegees. Easy-to-change inserts.			

STANDARD CLASS



Tilt & Empty

Time-saving, with no need to bend – the NT 70 range with tilting chassis makes it easy to empty the large container: simply lift the handle and empty the dirt. Ideal for contract cleaners for wet application after floor cleaning with a single disc machine.



1 Integrated accessory storage

- Large bumper with accessory storage.



2 Ergonomic push handle

- The NT 70 has an ergonomic push handle so that the machine can be pushed along.



3 Tilting chassis

- Quick and easy: the container tilts back for easy emptying.



4 Ergonomic lifting handle

- The ergonomic handle – at the bottom front of the container – makes handling easy.

TECHNICAL DATA AND EQUIPMENT

		NT 70/3 Me Tc	NT 70/2 Me Tc	NT 70/3 Tc
		■ Tilting chassis and large wheels ■ Ergonomic push handle ■ Stainless steel container	■ Tilting chassis and large wheels ■ Ergonomic push handle ■ Stainless steel container	■ Tilting chassis and large wheels ■ Ergonomic push handle ■ Optional wet filter available
Technical data				
Air flow rate	l/s	3 × 74	2 × 74	3 × 74
Vacuum	mbar / kPa	254 / 25.4	254 / 25.4	254 / 25.4
Container capacity	l	70	70	70
Max. rated input power	W	3600	2400	3600
Voltage	V	220–240	220–240	220–240
Standard nominal width		ID 40	ID 40	ID 40
Cable length	m	10	10	10
Sound pressure level EN 60335-2-69 uncertainty K = 1 dB(A)	dB(A)	79	75	79
Weight	kg	28.8	26.7	27.6
Dimensions (L × W × H)	mm	510 × 645 × 990	510 × 645 × 990	510 × 645 × 990
Equipment				
Suction hose	m	4 / with bend	4 / with bend	4 / with bend
Suction tube, metal 2 × 0.5 m		■	■	■
Wet and dry floor nozzle	mm	400	400	400
Crevice nozzle		■	■	■
Cartridge filter		Paper	Paper	Paper
Order no.		1.667-274.0	1.667-272.0	1.667-273.0
Price				

■ Included in the scope of supply.

		NT 70/2 Tc
		■ Tilting chassis and large wheels ■ Ergonomic push handle ■ Optional wet filter available
Technical data		
Air flow rate	l/s	2 × 74
Vacuum	mbar / kPa	254 / 25.4
Container capacity	l	70
Max. rated input power	W	2400
Voltage	V	220–240
Standard nominal width		ID 40
Cable length	m	10
Sound pressure level EN 60335-2-69 uncertainty K = 1 dB(A)	dB(A)	75
Weight	kg	25.4
Dimensions (L × W × H)	mm	510 × 645 × 990
Equipment		
Suction hose	m	4 / with bend
Suction tube, metal 2 × 0.5 m		■
Wet and dry floor nozzle	mm	400
Crevice nozzle		■
Cartridge filter		Paper
Order no.		1.667-271.0
Price		

■ Included in the scope of supply.

STANDARD CLASS



The vacuuming professionals

Kärcher quality at an affordable price: the NT 70 range offers powerful vacuum cleaners with up to three motors. With their high suction power, these vacuum cleaners effortlessly pick up liquids and coarse dirt.



1 2 motors

■ Choose between one or two motors. Both can be switched on and off at the front as required.



2 Easy to use

■ The container is easy to empty via the drain hose. Extremely practical due to the very large 70 litre container capacity.



3 Integrated accessory storage

■ Large bumper with accessory storage.



4 Ergonomic push handle

■ The NT 70 has an ergonomic push handle so that the machine can be pushed along.

TECHNICAL DATA AND EQUIPMENT

		NT 70/2 Adv	NT 70/2 Me	NT 70/3
		■ Robust bumper, large wheels ■ Ergonomic push handle ■ Wide nozzle	■ Stainless steel container ■ Ergonomic push handle ■ Optional wet filter available	■ Robust bumper, large wheels ■ Ergonomic push handle ■ Optional wet filter available
Technical data				
Air flow rate	l/s	2 × 74	2 × 74	3 × 74
Vacuum	mbar / kPa	254 / 25.4	254 / 25.4	254 / 25.4
Container capacity	l	70	70	70
Max. rated input power	W	2400	2400	3600
Voltage	V	220–240	220–240	220–240
Standard nominal width		ID 40	ID 40	ID 40
Cable length	m	10	10	10
Sound pressure level EN 60335-2-69 uncertainty K = 1 dB(A)	dB(A)	75	75	79
Weight	kg	26	25.6	27.6
Dimensions (L × W × H)	mm	510 × 740 × 1010	510 × 740 × 1010	510 × 740 × 1010
Equipment				
Suction hose	m	4 / with bend	4 / with bend	4 / with bend
Suction tube, metal 2 × 0.5 m		■	■	■
Wet and dry floor nozzle	mm	400	400	400
Crevice nozzle		■	■	■
Cartridge filter		Paper	Paper	Paper
Order no.		1.667-278.0	1.667-275.0	1.667-270.0
Price				
		■ Included in the scope of supply.		

		NT 70/2	NT 70/1
		■ Robust bumper, large wheels ■ Ergonomic push handle ■ Optional wet filter available	■ Robust bumper, large wheels ■ Ergonomic push handle ■ Optional wet filter available
Technical data			
Air flow rate	l/s	2 × 74	74
Vacuum	mbar / kPa	254 / 25.4	254 / 25.4
Container capacity	l	70	70
Max. rated input power	W	2400	1200
Voltage	V	220–240	220–240
Standard nominal width		ID 40	ID 40
Cable length	m	10	10
Sound pressure level EN 60335-2-69 uncertainty K = 1 dB(A)	dB(A)	75	73
Weight	kg	24.9	22.6
Dimensions (L × W × H)	mm	510 × 740 × 1010	510 × 740 × 1010
Equipment			
Suction hose	m	4 / with bend	4 / with bend
Suction tube, metal 2 × 0.5 m		■	■
Wet and dry floor nozzle	mm	400	400
Crevice nozzle		■	■
Cartridge filter		Paper	Paper
Order no.		1.667-269.0	1.667-268.0
Price			
		■ Included in the scope of supply.	

STANDARD CLASS



The high suction power standard class

Robust, affordable, versatile: these standard high-performance entry-level wet and dry vacuum cleaners easily pick up dirt and water, are mobile and ideal for cleaning small to medium-sized areas.



1 Container emptying

- Easily accessible drain hose for convenient liquid disposal.



3 Robust metal latches

- These extremely robust latches lock more reliably.



4 Robust bumper

- The NT 48/1 has a bumper to protect both the vacuum cleaner and walls, machines and other items against damage.

2 Accessory storage

- Accessories can be attached to the container at the rear of the machine.



TECHNICAL DATA AND EQUIPMENT

		NT 48/1 Te	NT 48/1	NT 27/1 Me Adv
		■ Plastic container ■ Drain hose ■ Power outlet	■ All-purpose brush ■ Cartridge filter with enlarged filter area ■ Drain hose	■ Cartridge filter with enlarged filter area ■ Stainless steel container ■ Wide wet suction nozzle
Technical data				
Air flow rate	l/s	67	67	67
Vacuum	mbar / kPa	200 / 20	200 / 20	200 / 20
Container capacity	l	48	48	27
Max. rated input power	W	max. 1380	max. 1380	max. 1380
Voltage	V	220-240	220-240	220-240
Standard nominal width		ID 35	ID 35	ID 35
Cable length	m	7.5	7.5	7.5
Sound pressure level EN 60335-2-69 uncertainty K = 1 dB(A)	dB(A)	72	72	72
Weight	kg	10.5	10.5	8.2
Dimensions (L × W × H)	mm	490 × 390 × 780	490 × 390 × 780	420 × 420 × 540
Equipment				
Suction hose with bend	m	2.5 / with bend	2.5 / with bend	2.5 / with bend
Suction tube, metal 2 × 0.5 m		■	■	■
Filter bag		Paper	Paper	Paper
Wet and dry floor nozzle	mm	400	400	400
Crevice nozzle		■	■	■
Cartridge filter		Paper	Paper	Paper
Order no.		1.428-625.0	1.428-620.0	1.428-114.0
Price				
		■ Included in the scope of supply.		

		NT 27/1 Me	NT 27/1 Adv	NT 27/1
		■ With cartridge and wet filters ■ Stainless steel container ■ Accessory storage and cable hook	■ Cartridge filter with enlarged filter area ■ Plastic container ■ Wide wet suction nozzle	■ With cartridge and wet filters ■ Plastic container ■ Accessory storage and cable hook
Technical data				
Air flow rate	l/s	67	67	67
Vacuum	mbar / kPa	200 / 20	200 / 20	200 / 20
Container capacity	l	27	27	27
Max. rated input power	W	max. 1380	max. 1380	max. 1380
Voltage	V	220-240	220-240	220-240
Standard nominal width		ID 35	ID 35	ID 35
Cable length	m	7.5	7.5	7.5
Sound pressure level EN 60335-2-69 uncertainty K = 1 dB(A)	dB(A)	72	72	72
Weight	kg	8.2	7.5	7.5
Dimensions (L × W × H)	mm	420 × 420 × 540	420 × 420 × 525	420 × 420 × 525
Equipment				
Suction hose with bend	m	2.5 / with bend	2.5 / with bend	2.5 / with bend
Suction tube, metal 2 × 0.5 m		■	■	■
Filter bag		Paper	Paper	Paper
Wet and dry floor nozzle	mm	300	400	300
Crevice nozzle		■	■	■
Cartridge filter		Paper	Paper	Paper
Order no.		1.428-100.0	1.428-520.0	1.428-500.0
Price				
		■ Included in the scope of supply.		

NT CLASSIC WITH TWO-MOTOR



NT Classic range: extra powerful and easy to use

High suction power, easy handling, robust – these two-motor wet and dry vacuum cleaners provide outstanding performance for all wet and coarse dirt vacuuming. With cartridge filter and Easy Service Concept.



1 Robust and easy to transport

- Extremely mobile on all surfaces thanks to the robust chassis, large wheels and metal castors.
- The standard push handle ensures convenient transport.



2 Excellent suction power

- 2 powerful turbines ensure outstanding suction power.
- The strong suction power ensures excellent cleaning results and the utmost efficiency.



3 Drain hose

- Easily accessible drain hose for convenient liquid disposal.



4 Vacuum without filter bags

- The two-motor NT Classic vacuum cleaners are fitted with the tried-and-tested Kärcher cartridge filter.
- The cartridge filter enables sustained suction without a filter bag.

TECHNICAL DATA AND EQUIPMENT

		NT 90/2 Me Classic Edition	NT 70/2 Me Classic Edition	NT 50/2 Me Classic Edition
		■ Strong suction power ■ Simple turbine change ■ Drain hose	■ Strong suction power ■ Simple turbine change ■ Drain hose	■ Strong suction power ■ Simple turbine change ■ Robust chassis
Technical data				
Air flow rate	l/s	2 × 53	2 × 53	2 × 53
Vacuum	mbar / kPa	225 / 22.5	225 / 22.5	225 / 22.5
Container capacity	l	90	70	50
Max. rated input power	W	max. 2300	max. 2300	max. 2300
Voltage	V	220–240	220–240	220–240
Standard nominal width		ID 40	ID 40	ID 40
Cable length	m	7.5	7.5	7.5
Sound pressure level EN 60335-2-69 uncertainty K = 1 dB(A)	dB(A)	76	76	76
Weight	kg	19	18.5	17.5
Dimensions (L × W × H)	mm	580 × 510 × 995	580 × 510 × 850	580 × 510 × 850
Equipment				
Suction hose	m	2.5 / with bend	2.5 / with bend	2.5 / with bend
Suction tube, metal 2 × 0.5 m		■	■	■
Stainless steel container		■	■	■
Crevice nozzle		■	■	■
Cartridge filter		■	■	■
Wet and dry floor nozzle	mm	360	360	360
Dry floor nozzle	mm	360	360	360
Order no.		1.667-700.0	1.667-306.0	1.667-030.0
Price				
■ Included in the scope of supply.				

NT 50/1 Me Classic Edition

		■ Strong suction power ■ Simple turbine change ■ Robust chassis
Technical data		
Air flow rate	l/s	53
Vacuum	mbar / kPa	225 / 22.5
Container capacity	l	50
Max. rated input power	W	max. 1150
Voltage	V	220–240
Standard nominal width		ID 40
Cable length	m	7.5
Sound pressure level EN 60335-2-69 uncertainty K = 1 dB(A)	dB(A)	73
Weight	kg	16
Dimensions (L × W × H)	mm	580 × 510 × 850
Equipment		
Suction hose	m	2.5 / with bend
Suction tube, metal 2 × 0.5 m		■
Stainless steel container		■
Crevice nozzle		■
Cartridge filter		■
Wet and dry floor nozzle	mm	360
Dry floor nozzle	mm	360
Order no.		1.667-010.0
Price		
■ Included in the scope of supply.		

NT CLASSIC SINGLE-MOTOR

Compact universal units in the NT Classic range

The compact, robust wet and dry vacuum cleaners in the single-motor Kärcher NT Classic range stand out with their Easy Service Concept, low operation and maintenance costs, and reliable filter engineering.



1 Compact, robust and mobile

- Excellent stability, easy manoeuvrability and convenient transport thanks to its slimline form and 4 castors.
- The bumper offers secure all-round protection for the vacuum cleaner and equipment.



2 Excellent suction power

- NT Classic devices with a powerful 1,500 W turbine reliably remove a wide range of dirt.
- For excellent cleaning results.



3 Service and comfort

- Sensationally fast: the Easy Service Concept allows removal of the turbine in just 44 seconds.
- The rapid turbine change saves an enormous amount of time, but also costs.



4 Vacuum without filter bags

- NT Classic single-motor machines feature tried-and-tested Kärcher cartridge filters.
- The cartridge filter enables sustained suction without a filter bag.

TECHNICAL DATA AND EQUIPMENT

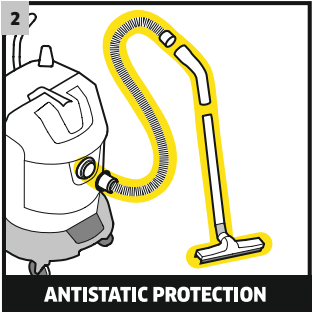
		NT 38/1 Me Classic Edition	NT 30/1 Me Classic Edition	NT 20/1 Me Classic Edition
		■ Easy Service Concept ■ Strong suction power ■ Cartridge filter or permanent filter basket	■ Easy Service Concept ■ Strong suction power ■ Cartridge filter or permanent filter basket	■ Easy Service Concept ■ Strong suction power ■ Cartridge filter or permanent filter basket
Technical data				
Air flow rate	l/s	59	59	59
Vacuum	mbar / kPa	227 / 22.7	227 / 22.7	227 / 22.7
Container capacity	l	38	30	20
Max. rated input power	W	1500	1500	1500
Voltage	V	220-240	220-240	220-240
Standard nominal width		ID 35	ID 35	ID 35
Cable length	m	6.5	6.5	6.5
Sound pressure level EN 60335-2-69 uncertainty K = 1 dB(A)	dB(A)	78	78	78
Weight	kg	8.6	8	7.4
Dimensions (L × W × H)	mm	375 × 360 × 735	375 × 360 × 645	375 × 360 × 520
Equipment				
Suction hose	m	2.5 / with bend	2.5 / with bend	2.5 / with bend
Suction tube, metal 2 × 0.5 m		■	■	■
Stainless steel container		■	■	■
Crevice nozzle		■	■	■
Filter bag		Paper	Paper	Paper
Wet and dry floor nozzle	mm	360	360	360
Dry floor nozzle	mm	360	360	360
Order no.		1.428-538.0	1.428-568.0	1.428-548.0
Price				
		■ Included in the scope of supply.		

SAFETY VACUUM CLEANERS

TECHNICAL DATA AND EQUIPMENT

Built for explosive dust

Our explosion-proof wet and dry vacuum cleaners are approved for danger class Zone 22 and are thus ideal for use in potentially explosive atmospheres and for vacuuming explosive dust.



1 Zone 22 + dust class H

- For combustible dusts in dust explosion classes, Zone 22 and health-endangering dusts, dust class H.

3 Brushless EC drive

- The brushless EC drive has a life expectancy of 5,000 hours - ideal for continuous use.

2 Antistatic system

- All Kärcher safety vacuum cleaners feature a continuous antistatic system with conductive accessories.

4 Safety first

- The NT 80/1 B1 M S features automatic water level control and can only be operated with a sufficient water level.

NT 75/1 Me Ec H Z22

NT 80/1 B1 M S

- Brushless EC drive (5,000 h)
- Antistatic system
- Suitable for asbestos

- Antistatic system
- Stainless steel container
- For drive load powder residue

Technical data			
Air flow rate	l/s	61	56
Vacuum	mbar / kPa	220 / 22	235 / 23.5
Container capacity	l	75	80
Max. rated input power	W	1000	max. 1380
Voltage	V	220-240	220-240
Standard nominal width		ID 40	ID 40
Cable length	m	10	10
Sound pressure level EN 60335-2-69 uncertainty K = 1 dB(A)	dB(A)	76	70
Weight	kg	24.8	32
Dimensions (L x W x H)	mm	640 x 540 x 925	660 x 520 x 1078
Equipment			
Suction hose	m	4 / with bend (electrically conductive)	4 / with bend (electrically conductive)
Metal suction tube, 1 x 1.0 m		■	■
Filter bag		fleece	-
Safety filter set		■	-
Wet and dry floor nozzle	mm	360	370
Crevice nozzle		■	■
Stainless steel container		■	■
Flat pleated filter		Fibreglass	-
Order no.		1.667-239.0	1.667-267.0
Price			

■ Included in the scope of supply.

SAFETY VACUUM CLEANERS



Certified safety – even with asbestos

In older buildings, renovation work often releases dust that may contain asbestos and other harmful or carcinogenic particles. The safe removal of this dust is only possible with a certified safety vacuum cleaner for dust class H, such as our new Tact machines. They guarantee a dust retention capacity of 99.995 percent and, thanks to the cleanable H filter, can also handle large amounts of dust.



- 1 **Hose selector switch**

 - The diameter of the connected suction hose can be selected on the control panel.
- 2 **Approved for asbestos dust**

 - Only dust class H safety vacuum cleaners approved with the additional test for asbestos (according to TRGS 519) may be used for dust containing asbestos in Germany. Our H class safety vacuum cleaners have this approval.

NT 75/1 Tact Me Te H			NT 50/1 Tact Te H		NT 30/1 Tact Te H	
<div><div></div><div>■ Antistatic system</div><div>■ Automatic on/off switch (power tools)</div><div>■ Suitable for asbestos</div></div>			<div><div></div><div>■ Complete antistatic system, incl. conductive accessories</div><div>■ Socket with automatic start-up for electric tools</div><div>■ Licensed for asbestos abatement</div></div>		<div><div></div><div>■ Complete antistatic system, incl. conductive accessories</div><div>■ Socket with automatic start-up for electric tools</div><div>■ Licensed for asbestos abatement</div></div>	
Technical data						
Air flow rate	l/s	74	74	74		
Vacuum	mbar / kPa	254 / 25.4	254 / 25.4	254 / 25.4		
Container capacity	l	75	50	30		
Max. rated input power	W	1000	1380	1380		
Voltage	V	220-240	220-240	220-240		
Standard nominal width		ID 35	ID 35	ID 35		
Rubber power cable length	m	10	7.5	7.5		
Sound pressure level EN 60335-2-69 uncertainty K = 1 dB(A)	dB(A)	67	69	69		
Weight	kg	24.6	19.6	14.4		
Dimensions (L × W × H)	mm	640 × 540 × 925	640 × 370 × 1045	560 × 370 × 580		
Equipment						
Suction hose	m	2.5 / with bend (electrically conductive)	4 / with bend (electrically conductive)	4 / with bend (electrically conductive)		
Suction tubes, stainless steel, 2 × 0.5 m		■	■	■		
Filter bag		Paper	fleece	fleece		
Safety filter set		■	■	■		
Wet and dry floor nozzle	mm	360	360	360		
Crevice nozzle		■	■	■		
Flat pleated filter		Fibreglass	PTFE HEPA	PTFE HEPA		
Order no.		1.667-294.0	1.148-437.0	1.148-237.0		
Price						

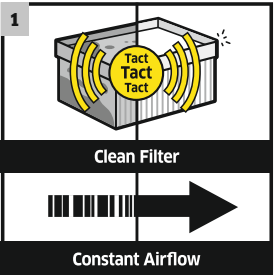
■ Included in the scope of supply.

SAFETY VACUUM CLEANERS



The fine dust removers on your building site

With dust class M safety vacuum cleaners, you will be fully protected against inhalable fine dust. The fully-automatic sensor control system in our new Tact appliances guarantees optimum filter cleaning and high suction power at all times. The vacuum cleaners also have electronic volume flow monitoring and a complete antistatic system.



- 1 **Fully automatic filter cleaning**

 - Sensor-controlled electronics for optimal filter cleaning efficiency and therefore maximum suction power.
- 2 **Tested filtration efficiency of 99.9 per cent**

 - The removal of almost all fine dust makes for clean, safe workplaces.

NT 50/1 Tact Te M		NT 30/1 Tact Te M	
<ul style="list-style-type: none">■ Complete antistatic system, incl. conductive accessories■ Socket with automatic start-up for electric tools■ Cooling air filtration		<ul style="list-style-type: none">■ Complete antistatic system, incl. conductive accessories■ Socket with automatic start-up for electric tools■ Cooling air filtration	
Technical data			
Air flow rate	l/s	74	74
Vacuum	mbar / kPa	254 / 25.4	254 / 25.4
Container capacity	l	50	30
Max. rated input power	W	1380	1380
Voltage	V	220-240	220-240
Standard nominal width		ID 35	ID 35
Rubber power cable length	m	7.5	7.5
Sound pressure level EN 60335-2-69 uncertainty K = 1 dB(A)	dB(A)	69	69
Weight	kg	19	14.2
Dimensions (L × W × H)	mm	640 × 370 × 1045	560 × 370 × 580
Equipment			
Suction hose	m	4 / with bend (electrically conductive)	4 / with bend (electrically conductive)
Suction tubes, stainless steel, 2 × 0.5 m		■	■
Filter bag		fleece	fleece
Wet and dry floor nozzle	mm	360	360
Crevice nozzle		■	■
Flat pleated filter		PES	PES
Order no.		1.148-435.0	1.148-235.0
Price			

■ Included in the scope of supply.

SPECIAL VACUUMS



Integrated wastewater pump

Professional wet and dry vacuum cleaner with integrated disposal pump for industry, building service contractors and fire brigades. With its electrical safety features, our NT 611 Mwf is state-of-the-art and fulfils even the strictest safety requirements of fire brigades. With the new, robust prefilter basket, the pump is effectively protected against blocking.



1 Integrated accessory storage

- Large bumper with accessory storage.

2 Integrated wastewater pump

- Large quantities of liquid can be disposed of via the disposal pump to allow continuous use.

NT 611 Mwf

NT 611 Eco K

- With wastewater pump
- IP68 connector; PRCD-K switch
- C-coupling with shut-off valve

- Filter cleaning mechanism
- For dry vacuuming (with optional filter)
- With integrated wastewater pump

Technical data			
Air flow rate	I/s	57	57
Vacuum	mbar / kPa	235 / 23.5	235 / 23.5
Container capacity	l	55	55
Max. rated input power	W	2350	max. 2350
Voltage	V	220-240	220-240
Disposal pump power rating	W	800	800
Standard nominal width		ID 40	ID 40
Cable length	m	10	10
Sound pressure level EN 60335-2-69 uncertainty K = 1 dB(A)	dB(A)	63	63
Weight	kg	23	23
Dimensions (L × W × H)	mm	570 × 430 × 860	570 × 370 × 860
Equipment			
Suction hose	m	4 / with bend	4 / with bend
Suction tube, metal 2 × 0.5 m		■	■
Wet and dry floor nozzle	mm	370 / Aluminium	360
Crevice nozzle		■	■
Coarse filter for wet vacuuming		■	■
Order no.		1.146-601.0	1.146-209.0
Price			

■ Included in the scope of supply.

SPECIAL VACUUMS



Special vacuum cleaners for special cleaning tasks

The Bs model series features heat-resistant containers and PES flat pleated filters in dust class M – ideal for bakeries for example. With Tact system for constant suction power.



1 The vacuum cleaner for bakeries

- The plastic container is acid, lye and heat resistant.
- The optional accessory kits were developed specially for use in bakeries.

2 Heat-resistant PES flat pleated filter

- The machine has a heat-resistant PES flat pleated filter, dust class M – ideal for effortless removal of dust and dirt in bakeries.

NT 55/1 Tact Bs

NT 35/1 Tact Bs

- Antistatic preparation
- Tact automatic filter cleaning system
- Accessory holder for oven nozzle

- Antistatic preparation
- Tact automatic filter cleaning system
- Accessory holder for oven nozzle

Technical data			
Air flow rate	I/s	61	61
Vacuum	mbar / kPa	230 / 23	230 / 23
Container capacity	l	55	35
Max. rated input power	W	1380	1380
Voltage	V	220-240	220-240
Standard nominal width		ID 35	ID 35
Cable length	m	7.5	7.5
Sound pressure level EN 60335-2-69 uncertainty K = 1 dB(A)	dB(A)	63	63
Weight	kg	15	12.8
Dimensions (L × W × H)	mm	580 × 375 × 865	580 × 375 × 517
Equipment			
Fiat pleated filter		PES	PES
Order no.		1.146-700.0	1.184-700.0
Price			

■ Included in the scope of supply.

ACCESSORIES FOR UNLIMITED APPLICATIONS

Kärcher wet and dry vacuum cleaners offer exemplary functionality and safety – and remove dirt and liquids without leaving anything behind. The comprehensive range of accessories makes the vacuum cleaners suitable for a wide range of tasks. Because only the perfect interplay of machine and optimally adapted accessories guarantees maximum cleaning performance and the best results. All accessories can be stored safely on the machine – making them quick to hand and easy to put away again.



Table of contents: Wet and dry vacuum cleaner accessories		
Target-group-specific accessory kits	Page	302
Filter bags	Page	304
Filters	Page	306
Suction nozzles, suction tubes and bends	Page	310
Connecting adapters	Page	320
Suction hoses	Page	322
Other accessories	Page	326



- 1 Easy to use**

The smarter and better the individual parts fit together, the easier it is to work. With our new wet and dry accessories, we have completely redesigned all the interfaces. The result is that all accessories can now be separated and joined much more quickly and easily, while the connections are even sturdier.
- 2 Optimal connections**

With its flexible rubber attachment, the new tool adapter fits all common power tools perfectly. The suction power is conveniently adjusted using a rotating ring on the adapter itself.
- 3 Optimal accessory storage**

What use are the best accessories if in practice users always have to search for them? With our wet and dry vacuum cleaners, all standard accessories are stored on and in the machine itself, making them ready to hand and near impossible to lose. For example, the crevice nozzle and the tool adapter are integrated into the side of the machine head. Equally as clever is the new flexible hose storage solution for hoses of different lengths and diameters.

- 4 Safety thanks to colour coding**

Thanks to our new colour coding, you can now see which accessory is right for which application at a glance. All suction hoses have rings in different colours on the bayonet connection.

An anthracite ring indicates standard, i.e. for normal applications. A white ring with the word “conductive” indicates an electrically conductive version, which we recommend if you frequently vacuum a lot of fine dust. With this version, the hose and bend are also black. Oil-resistant hoses are marked with a blue ring, while heat-resistant hoses are marked with an orange ring.

TARGET-GROUP-SPECIFIC ACCESSORY KITS



From heating boilers to vehicle cleaning: Kärcher accessory kits offer the right equipment for specific uses, transforming vacuums into special vacuums in next to no time.



		Order no.	ID	Price	Description			NT 75/2 Tact² Me Tc Adv / NT 75/2 Tact² Me Tc / NT 65/2 Tact² Tc	NT 55/2 Tact² Me I	NT 75/2 Tact² Me	NT 65/2 Tact²	NT 50/1 Tact Te L	NT 45/1 Tact Te Ec	NT 40/1 Tact Te L / NT 30/1 Tact Te L / NT 30/1 Tact L	NT 75/2 Ap Me Tc	NT 65/2 Ap	NT 70/2 Adv / NT 70/2 Me / NT 70/3	NT 70/2 / NT 70/1	NT 27/1 Me Adv	NT 611 Mwrf / NT 611 Eco K	NT 55/1 Tact Bs / NT 35/1 Tact Bs
Target-group-specific accessory kits for vacuum cleaners																					
Wet and dry vacuuming kit, ID 40, electrically conductive	1	2.638-147.0	ID 40		Wet and dry vacuuming kit, electrically conductive.	1			<input type="checkbox"/>	<input type="checkbox"/>		<input type="checkbox"/>									
Horse kit, electrically conductive	2	2.637-248.0	ID 40		Horse kit, electrically conductive.	2						<input type="checkbox"/>									
Accessory kit for sanding, electrically conductive	3	2.862-167.0	ID 27		Accessory kit for power tools, electrically conductive.	3						<input type="checkbox"/>									
Bus kit attachment kit	4	2.640-560.0	ID 40		Bus kit attachment kit.	4										<input type="checkbox"/>					
Oven kit	5	2.640-341.0	ID 35		Oven kit.	5											<input type="checkbox"/>				<input type="checkbox"/>
Bakery kit, electrically conductive	6	2.640-436.0	ID 40		Bakery kit, electrically conductive.	6															<input type="checkbox"/>
Universal kit for industrial and commercial use	7	2.637-595.0	ID 35		Universal kit for industrial and commercial use.	7					<input type="checkbox"/>	<input type="checkbox"/>	<input type="checkbox"/>								<input type="checkbox"/>
Heating boiler cleaning kit	8	2.638-852.0	ID 35		Heating boiler cleaning kit.	8						<input type="checkbox"/>	<input type="checkbox"/>	<input type="checkbox"/>							
Construction kit	9	2.637-352.0	ID 40		Construction kit.	9							<input type="checkbox"/>								
Professional cleaning kit	10	2.637-353.0	ID 40		Professional cleaning kit.	10		<input type="checkbox"/>	<input type="checkbox"/>			<input type="checkbox"/>		<input type="checkbox"/>	<input type="checkbox"/>	<input type="checkbox"/>	<input type="checkbox"/>	<input type="checkbox"/>	<input type="checkbox"/>		
Car cleaning accessory kit	11	2.862-166.0	ID 35		Car cleaning kit.	11				<input type="checkbox"/>	<input type="checkbox"/>	<input type="checkbox"/>	<input type="checkbox"/>	<input type="checkbox"/>	<input type="checkbox"/>	<input type="checkbox"/>	<input type="checkbox"/>	<input type="checkbox"/>	<input type="checkbox"/>		
Fire brigade kit	12	2.637-360.0	ID 40		Fire brigade kit.	12								<input type="checkbox"/>	<input type="checkbox"/>	<input type="checkbox"/>				<input type="checkbox"/>	
Industrial kit	13	2.637-355.0	ID 61		Industrial kit.	13		<input type="checkbox"/>	<input type="checkbox"/>				<input type="checkbox"/>		<input type="checkbox"/>	<input type="checkbox"/>					
Swarf kit	14	2.640-760.0	ID 61		Swarf kit.	14		<input type="checkbox"/>	<input type="checkbox"/>						<input type="checkbox"/>	<input type="checkbox"/>	<input type="checkbox"/>	<input type="checkbox"/>			

☐ Available accessories. More Kärcher original accessories can be found on the following pages.

FILTER BAGS



With Kärcher filter bags made from paper and fleece material, dry dirt and dust can be conveniently disposed of.



|--|--|--|--|--|--|--|--|--|--|--|--|--|--|--|--|--|--|--|--|--|--|--|--|--|--|--|--|--|--|--|--|--|--|--|--|--|--|--|--|--|--|--|--|--|--|--|--|--|--|--|--|--|--|--|--|--|--|--|--|--|--|--|--|--|--|--|--|--|--|--|--|--|--|--|--|--|--|--|--|--|--|--|--|--|--|--|--|--|--|--|--|--|--|--|--|--|--|--|--|--|--|--|--|--|--|--|--|--|--|--|--|--|--|--|--|--|--|--|--|--|--|--|--|--|--|--|--|--|--|--|--|--|--|--|--|--|--|--|--|--|--|--|--|--|--|--|--|--|--|--|--|--|--|--|--|--|--|--|--|--|--|--|--|--|--|--|--|--|--|--|--|--|--|--|--|--|--|--|--|--|--|--|--|--|--|--|--|--|--|--|--|--|--|--|--|--|--|--|--|--|--|--|--|--|--|--|--|--|--|--|--|--|--|--|--|--|--|--|--|--|--|--|--|--|--|--|--|--|--|--|--|--|--|--|--|--|--|--|--|--|--|--|--|--|--|--|--|--|--|--|--|--|--|--|--|--|--|--|--|--|--|--|--|--|--|--|--|--|--|--|--|--|--|--|--|--|--|--|--|--|--|--|--|--|--|--|--|--|--|--|--|--|--|--|--|--|--|--|--|--|--|--|--|--|--|--|--|--|--|--|--|--|--|--|--|--|--|--|--|--|--|--|--|--|--|--|--|--|--|--|--|--|--|--|--|--|--|--|--|--|--|--|--|--|--|--|--|--|--|--|--|--|--|--|--|--|--|--|--|--|--|--|--|--|--|--|--|--|--|--|--|--|--|--|--|--|--|--|--|--|--|--|--|--|--|--|--|--|--|--|--|--|--|--|--|--|--|--|--|--|--|--|--|--|--|--|--|--|--|--|--|--|--|--|--|--|--|--|--|--|--|--|--|--|--|--|--|--|--|--|--|--|--|--|--|--|--|--|--|--|--|--|--|--|--|--|--|--|--|--|--|--|--|--|--|--|--|--|--|--|--|--|--|--|--|--|--|--|--|--|--|--|--|--|--|--|--|--|--|--|--|--|--|--|--|--|--|--|--|--|--|--|--|--|--|--|--|--|--|--|--|--|--|--|--|--|--|--|--|--|--|--|--|--|--|--|--|--|--|--|--|--|--|--|--|--|--|--|--|--|--|--|--|--|--|--|--|--|--|--|--|--|--|--|--|--|--|--|--|--|--|--|--|--|--|--|--|--|--|--|--|--|--|--|--|--|--|--|--|--|--|--|--|--|--|--|--|--|--|--|--|--|--|--|--|--|--|--|--|--|--|--|--|--|--|--|--|--|--|--|--|--|--|--|--|--|--|--|--|--|--|--|--|--|--|--|--|--|--|--|--|--|--|--|--|--|--|--|--|--|--|--|--|--|--|--|--|--|--|--|--|--|--|--|--|--|--|--|--|--|--|--|--|--|--|--|--|--|--|--|--|--|--|--|--|--|--|--|--|--|--|--|--|--|--|--|--|--|--|--|--|--|--|--|--|--|--|--|--|--|--|--|--|--|--|--|--|--|--|--|--|--|--|--|--|--|--|--|--|--|--|--|--|--|--|--|--|--|--|--|--|--|--|--|--|--|--|--|--|--|--|--|--|--|--|--|--|--|--|--|--|--|--|--|--|--|--|--|--|--|--|--|--|--|--|--|--|--|--|--|--|--|--|--|--|--|--|--|--|--|--|--|--|--|--|--|--|--|--|--|--|--|--|--|--|--|--|--|--|--|--|--|--|--|--|--|--|--|--|--|--|--|--|--|--|--|--|--|--|--|--|--|--|--|--|--|--|--|--|--|--|--|--|--|--|--|--|--|--|--|--|--|--|--|--|--|--|--|--|--|--|--|--|--|--|--|--|--|--|--|--|--|--|--|--|--|--|--|--|--|--|--|--|--|--|--|--|--|--|--|--|--|--|--|--|--|--|--|--|--|--|--|--|--|--|--|--|--|--|--|--|--|--|--|--|--|--|--|--|--|--|--|--|--|--|--|--|--|--|--|--|--|--|--|--|--|--|--|--|--|--|--|--|--|--|--|--|--|--|--|--|--|--|--|--|--|--|--|--|--|--|--|--|--|--|--|--|--|--|--|--|--|--|--|--|--|--|--|--|--|--|--|--|--|--|--|--|--|--|--|--|--|--|--|--|--|--|--|--|--|--|--|--|--|--|--|--|--|--|--|--|--|--|--|--|--|--|--|--|--|--|--|--|--|--|--|--|--|--|--|--|--|--|--|--|--|--|--|--|--|--|--|--|--|--|--|--|--|--|--|--|--|--|--|--|--|--|--|--|--|--|--|--|--|--|--|--|--|--|--|--|--|--|--|--|--|--|--|--|--|--|--|--|--|--|--|--|--|--|--|--|--|--|--|--|--|--|--|--|--|--|--|--|--|--|--|--|--|--|--|--|--|--|--|--|--|--|--|--|--|--|--|--|--|--|--|--|--|--|--|--|--|--|--|--|--|--|--|--|--|--|--|--|--|--|--|--|--|--|--|--|--|--|--|--|--|--|--|--|--|--|--|--|--|--|--|--|--|--|--|--|--|--|--|--|--|--|--|--|--|--|--|--|--|--|--|--|--|--|--|--|--|--|--|--|--|--|--|--|--|--|--|--|--|--|--|--|--|--|--|--|--|--|--|--|--|--|--|--|--|--|--|--|--|--|--|--|--|--|--|--|--|--|--|--|--|--|--|--|--|--|--|--|--|--|--|--|--|--|--|--|--|--|--|--|--|--|--|--|--|--|--|--|--|--|--|--|--|--|--|--|--|--|--|--|--|--|--|--|--|--|--|--|--|--|--|--|--|--|--|--|--|--|--|--|--|--|--|--|--|--|--|--|--|--|--|--|--|--|--|--|--|--|--|--|--|--|--|--|--|--|--|--|--|--|--|--|--|--|--|--|--|--|--|--|--|--|--|--|--|--|--|--|--|--|--|--|--|--|--|--|--|--|--|--|--|--|--|--|--|--|--|--|--|--|--|--|--|--|--|--|--|--|--|--|--|--|--|--|--|--|--|--|--|--|--|--|--|--|--|--|--|--|--|--|--|--|--|--|--|--|--|--|--|--|--|--|--|--|--|--|--|--|--|--|--|--|--|--|--|--|--|--|--|--|--|--|--|--|--|--|--|--|--|--|--|--|--|--|--|--|--|--|--|--|--|--|--|--|--|--|--|--|--|--|--|--|--|--|--|--|--|--|--|--|--|--|--|--|--|--|--|--|--|--|--|--|--|--|--|--|--|--|--|--|--|--|--|--|--|--|--|--|--|--|--|--|--|--|--|--|--|--|--|--|--|--|--|--|--|--|--|--|--|--|--|--|--|--|--|--|--|--|--|--|--|--|--|--|--|--|--|--|--|--|--|--|--|--|--|--|--|--|--|--|--|--|--|--|--|--|--|--|--|--|--|--|--|--|--|--|--|--|--|--|--|--|--|--|--|--|--|--|--|--|--|--|--|--|--|--|--|--|--|--|--|--|--|--|--|--|--|--|--|

■ Included in the scope of supply. □ Available accessories. More Kärcher original accessories can be found on the following pages.


FILTERS



The ideal filter for every application: Kärcher flat pleated filters are available in a variety of materials - from standard cellulose filters to PTFE filters for problem dusts like moist concrete.

[illegible]

■ NEW ■ Included in the scope of supply. □ Available accessories. More Kärcher original accessories can be found on the following pages.

[illegible]

SUCTION NOZZLES, SUCTION TUBES AND BENDS



Only the right accessories in the right combination make a vacuum cleaner the ideal machine. Every cleaning task can be carried out using efficient and durable floor nozzles and small nozzles.

[illegible]

■ NEW ■ Included in the scope of supply. □ Available accessories. More Kärcher original accessories can be found on the following pages.

[illegible]

[illegible]

■ NEW ■ Included in the scope of supply. □ Available accessories. More Kärcher original accessories can be found on the following pages.

[illegible]

■ NEW ■ Included in the scope of supply. □ Available accessories. More Kärcher original accessories can be found on the following pages.

[illegible]

■ NEW ■ Included in the scope of supply. □ Available accessories. More Kärcher original accessories can be found on the following pages.

ADAPTERS



With connection adapters from Kärcher, suction hoses can be connected to all conventional power tools.

[illegible]

■ NEW ■ Included in the scope of supply. □ Available accessories. More Kärcher original accessories can be found on the following pages.

 1, 3-4	 2	 5	 8	 9	 10	 11
 12	 13	 14-15	 16	 17-18	 19	 20

■ NEW ■ Included in the scope of supply. □ Available accessories. More Kärcher original accessories can be found on the following pages.

[illegible]

■ NEW ■ Included in the scope of supply. □ Available accessories. More Kärcher original accessories can be found on the following pages.

OTHER ACCESSORIES



Our drill dust nozzle lets you drill holes while the dust is conveniently removed. Suitable for Kärcher dry and wet and dry vacuum cleaners.



|--|--|--|--|--|--|--|--|--|--|--|--|--|--|--|--|--|--|--|--|--|--|--|--|--|--|--|--|--|--|--|--|--|--|--|--|--|--|--|--|--|--|--|--|--|--|--|--|--|--|--|--|--|--|--|--|--|--|--|--|--|--|--|--|--|--|--|--|--|--|--|--|--|--|--|--|--|--|--|--|--|--|--|--|--|--|--|--|--|--|--|--|--|--|--|--|--|--|--|--|--|--|--|--|--|--|--|--|--|--|--|--|--|--|--|--|--|--|--|--|--|--|--|--|--|--|--|--|--|--|--|--|--|--|--|--|--|--|--|--|--|--|--|--|--|--|--|--|--|--|--|--|--|--|--|--|--|--|--|--|--|--|--|--|--|--|--|--|--|--|--|--|--|--|--|--|--|--|--|--|--|--|--|--|--|--|--|--|--|--|--|--|--|--|--|--|--|--|--|--|--|--|--|--|--|--|--|--|--|--|--|--|--|--|--|--|--|--|--|--|--|--|--|--|--|--|--|--|--|--|--|--|--|--|--|--|--|--|--|--|--|--|--|--|--|--|--|--|--|--|--|--|--|--|--|--|--|--|--|--|--|--|--|--|--|--|--|--|--|--|--|--|--|--|--|--|--|--|--|--|--|--|--|--|--|--|--|--|--|--|--|--|--|--|--|--|--|--|--|--|--|--|--|--|--|--|--|--|--|--|--|--|--|--|--|--|--|--|--|--|--|--|--|--|--|--|--|--|--|--|--|--|--|--|--|--|--|--|--|--|--|--|--|--|--|--|--|--|--|--|--|--|--|--|--|--|--|--|--|--|--|--|--|--|--|--|--|--|--|--|--|--|--|--|--|--|--|--|--|--|--|--|--|--|--|--|--|--|--|--|--|--|--|--|--|--|--|--|--|--|--|--|--|--|--|--|--|--|--|--|--|--|--|--|--|--|--|--|--|--|--|--|--|--|--|--|--|--|--|--|--|--|--|--|--|--|--|--|--|--|--|--|--|--|--|--|--|--|--|--|--|--|--|--|--|--|--|--|--|--|--|--|--|--|--|--|--|--|--|--|--|--|--|--|--|--|--|--|--|--|--|--|--|--|--|--|--|--|--|--|--|--|--|--|--|--|--|--|--|--|--|--|--|--|--|--|--|--|--|--|--|--|--|--|--|--|--|--|--|--|--|--|--|--|--|--|--|--|--|--|--|--|--|--|--|--|--|--|--|--|--|--|--|--|--|--|--|--|--|--|--|--|--|--|--|--|--|--|--|--|--|--|--|--|--|--|--|--|--|--|--|--|--|--|--|--|--|--|--|--|--|--|--|--|--|--|--|--|--|--|--|--|--|--|--|--|--|--|--|--|--|--|--|--|--|--|--|--|--|--|--|--|--|--|--|--|--|--|--|--|--|--|--|--|--|--|--|--|--|--|--|--|--|--|--|--|--|--|--|--|--|--|--|--|--|--|--|--|--|--|--|--|--|--|--|--|--|--|--|--|--|--|--|--|--|--|--|--|--|--|--|--|--|--|--|--|--|--|--|--|--|--|--|--|--|--|--|--|--|--|--|--|--|--|--|--|--|--|--|--|--|--|--|--|--|--|--|--|--|--|--|--|--|--|--|--|--|--|--|--|--|--|--|--|--|--|--|--|--|--|--|--|--|--|--|--|--|--|--|--|--|--|--|--|--|--|--|--|--|--|--|--|--|--|--|--|--|--|--|--|--|--|--|--|--|--|--|--|--|--|--|--|--|--|--|--|--|--|--|--|--|--|--|--|--|--|--|--|--|--|--|--|--|--|--|--|--|--|--|--|--|--|--|--|--|--|--|--|--|--|--|--|--|--|--|--|--|--|--|--|--|--|--|--|--|--|--|--|--|--|--|--|--|--|--|--|--|--|--|--|--|--|--|--|--|--|--|--|--|--|--|--|--|--|--|--|--|--|--|--|--|--|--|--|--|--|--|--|--|--|--|--|--|--|--|--|--|--|--|--|--|--|--|--|--|--|--|--|--|--|--|--|--|--|--|--|--|--|--|--|--|--|--|--|--|--|--|--|--|--|--|--|--|--|--|--|--|--|--|--|--|--|--|--|--|--|--|--|--|--|--|--|--|--|--|--|--|--|--|--|--|--|--|--|--|--|--|--|--|--|--|--|--|--|--|--|--|--|--|--|--|--|--|--|--|--|--|--|--|--|--|--|--|--|--|--|--|--|--|--|--|--|--|--|--|--|--|--|--|--|--|--|--|--|--|--|--|--|--|--|--|--|--|--|--|--|--|--|--|--|--|--|--|--|--|--|--|--|--|--|--|--|--|--|--|--|--|--|--|--|--|--|--|--|--|--|--|--|--|--|--|--|--|--|--|--|--|--|--|--|--|--|--|--|--|--|--|--|--|--|--|--|--|--|--|--|--|--|--|--|--|--|--|--|--|--|--|--|--|--|--|--|--|--|--|--|--|--|--|--|--|--|--|--|--|--|--|--|--|--|--|--|--|--|--|--|--|--|--|--|--|--|--|--|--|--|--|--|--|--|--|--|--|--|--|--|--|--|--|--|--|--|--|--|--|--|--|--|--|--|--|--|--|--|--|--|--|--|--|--|--|--|--|--|--|--|--|--|--|--|--|--|--|--|--|--|--|--|--|--|--|--|--|--|--|--|--|--|--|--|--|--|--|--|--|--|--|--|--|--|--|--|--|--|--|--|--|--|--|--|--|--|--|--|--|--|--|--|--|--|--|--|--|--|--|--|--|--|--|--|--|--|--|--|--|--|--|--|--|--|--|--|--|--|--|--|--|--|--|--|--|--|--|--|--|--|--|--|--|--|--|--|--|--|--|--|--|--|--|--|--|--|--|--|--|--|--|--|--|--|--|--|--|--|--|--|--|--|--|--|--|--|--|--|--|--|--|--|--|--|--|--|--|--|--|--|--|--|--|--|--|--|--|--|--|--|--|--|--|--|--|--|--|--|--|--|--|--|--|--|--|--|--|--|--|--|--|--|--|--|--|--|--|--|--|--|--|--|--|--|--|--|--|--|--|--|--|--|--|--|--|--|--|--|--|--|--|--|--|--|--|--|--|--|--|--|--|--|--|--|--|--|--|--|--|--|--|--|--|--|--|--|--|--|--|--|--|--|--|--|--|--|--|--|--|--|--|--|--|--|--|--|--|--|--|--|--|--|--|--|--|--|--|--|--|--|--|--|

■ Included in the scope of supply. ☐ Available accessories. More Kärcher original accessories can be found on the following pages.

POWER FOR WHEN YOU NEED IT MOST

With power ratings from 1.2 to 7.5 kW and container sizes of between 30 and 120 litres, you will find the right machine for every application in our range of industrial vacuums. These powerful and reliable vacuum cleaners are ideal for non-stop operation. The machines also come with dust explosion protection (Zone 22) and are suitable for dust classes M and H.



Table of contents: Industrial vacuums

Super Class	Page	334
Middle Class	Page	337
Compact Class	Page	340
Ex vacuums	Page	345
Build-in units	Page	349
Liquid and swarf vacuums	Page	350
Accessories	Page	356




IVS, IVS Longopac, IVS Z22
Our new generation of industrial vacuum cleaners in the highest performance class for mobile and stationary operation. Using the optional remote control, you can even operate these masters of endurance with ergonomic details conveniently from a distance.

IVM
Our new Middle Class vacuums with a three-motor brush head or three-phase side channel blower are mobile and have a large filter for handling high volumes of dust and coarse material.

How to read the machine names:					
Machine type	Container	Connection load	Motor	Version	Equipment
Example: IV	60	30		C	
IVS = Industrial vacuum, Super Class	Volume in litres	in kW/10 (without decimal point) e.g.: 30 = 3.0	-3 = 1 phase, 3 motors	Ap: Manual or semi-automatic filter cleaning with/without flat pleated filter	without designation: Standard equipment
IVM = Industrial vacuum, Middle Class			-2 = 1 phase, 2 motors	Tact/Tact*: Fully automatic filter cleaning	Ex: Explosion protection
IVC = Industrial vacuum Compact Class			-1 = 1 phase, 1 motor	Pf: Pocket filter	Tc: Tilting chassis
IV(R)-L = Industrial vacuum (Robust) Liquids			without des. = 3 phases, 1 motor		Me: Stainless steel (container)
IVR = Industrial vacuum, robust					Lp: with Longopac hose bag
IVR-B = Industrial vacuum, robust Built-in units					Dp: Barrel pump
					Ec: Long-life motor
					Safety vacuum cleaner for explosive dust (alt B1):
					Z22: Dust in explosion protection zone 22
					Safety vacuum cleaner for dust classes:
					H: Extremely harmful dust (high hazard)
					M: Moderately harmful dust (medium hazard)
					L: Slightly harmful dust (light hazard)

FROM THE MOBILE MACHINE TO THE
TURNKEY VACUUMING SYSTEM

Whether flexible and mobile or fixed and stationary, for small or large quantities, liquids or solids, unproblematic dust or hazardous debris – the Kärcher industrial vacuum range offers solutions for countless vacuuming problems.



Mobile use in metal processing
A mixture of aggressive coolant and sharp-edged swarf is often produced as the waste product of metal processing. Both substances can be recycled if separated cleanly, for example using an IVR-L in mobile use after processing.
Example machine: IVR-L 100/24-2 Tc
Example accessory: PU hose or ME-PU hose, swarf basket, bend and tube, floor nozzle, flexible crevice nozzle, elastic nozzle



Stationary use in the food industry
If equally numerous or large amounts of material are created during production, it makes sense to vacuum these up during the manufacturing process. Kärcher IVS and IVR machines can be integrated directly into the production process. In the food industry, for example, they can be used to vacuum ground coffee, breadcrumb coating residues, crumbs, dried fruit, etc.
Example machine: IVS 100/40
Example accessory: PVC hose directly connected to the production machine, or manual suction



Mobile use in the chemical industry
The manufacturing of chemical bases requires particular cleanliness in the production environment. The types of waste that are produced are often hazardous to health or even explosive. With an explosion-proof IVS or IVC vacuum cleaner, production areas can be vacuumed safely.
Example machine: IVC 60/30 M Z22
Example accessory: PVC hose, bend and tube, floor nozzle, flexible crevice nozzle, elastic nozzle

	Order no.	Price	Container capacity (l)	Power supply Ph/V/Hz	Rated input power (kW)	Max. air flow rate (l/s / m³/h)	Vacuum (mbar/kPa)	Flat pleated filter	Star/pocket filter	Cartridge filter	Surface filter	Page
	Super Class											
	IVS 100/75 M	1.573-822.0	100	3 / 400 / 50-60	7.5	149 / 536	360 / 36	-	■	-	-	335
	IVS 100/55 M	1.573-722.0	100	3 / 400 / 50-60	5.5	139 / 500	250 / 25	-	■	-	-	335
	IVS 100/40	1.573-620.0	100	3 / 400 / 50-60	4.0	139 / 500	150 / 15	-	■	-	-	335
	IVS 100/40 M	1.573-622.0	100	3 / 400 / 50-60	4.0	139 / 500	150 / 15	-	■	-	-	335
	IVS 100/75 Longopac	1.573-821.0	100	3 / 400 / 50-60	7.5	149 / 536	360 / 36	-	■	-	-	335
	IVS 100/55 Longopac	1.573-721.0	100	3 / 400 / 50-60	5.5	139 / 500	250 / 25	-	■	-	-	335
	IVS 100/40 Longopac	1.573-621.0	100	3 / 400 / 50-60	4.0	139 / 500	150 / 15	-	■	-	-	335
	IVR 100/40 Pf	9.986-069.0	100	3 / 400 / 50-60	4.0	144 / 520	150 / 15	-	■	-	-	336
	Middle Class											
	IVM 60/30	1.573-520.0	60	3 / 400 / 50	3.0	68 / 245	286 / 28.6	-	■	-	-	337
	IVM 60/36-3	1.573-320.0	60	1 / 220-240 / 50-60	3.6	221 / 799	254 / 25.4	-	■	-	-	337
	IVR 50/40 Pf	9.986-068.0	50	3 / 400 / 50	4.0	144 / 520	150 / 15	-	■	-	-	338
	IVR 40/30 Pf	9.986-067.0	40	3 / 400 / 50	3.0	89 / 320	260 / 26	-	■	-	-	338
	IVR 40/15 Pf	9.986-066.0	40	3 / 400 / 50	1.5	58 / 210	210 / 21	-	■	-	-	338
	IVR 35/20-2 PF Me	9.986-065.0	35	1 / 220-240 / 50-60	2.0	100 / 360	220 / 22	-	■	-	-	339
	Compact Class											
	IVC 60/30 Tact²	1.576-101.0	60	3 / 400 / 50	3.0	68 / 245	286 / 28.6	■	-	-	-	340
	IVC 60/30 Ap	1.576-107.0	60	3 / 400 / 50	3.0	68 / 245	286 / 28.6	■	-	-	-	340
	IVC 60/24-2 Tact²	1.576-100.0	60	1 / 220-240 / 50-60	2.4	2 × 74 / 533	254 / 25.4	■	-	-	-	341
	IVC 60/24-2 Ap	1.576-104.0	60	1 / 220-240 / 50-60	2.4	2 × 74 / 533	254 / 25.4	■	-	-	-	341
	IVC 60/24-2 Tact² M	1.576-105.0	60	1 / 220-240 / 50-60	2.4	2 × 74 / 533	254 / 25.4	■	-	-	-	341
	IVC 60/12-1 Tact Ec	1.576-102.0	60	1 / 220-240 / 50-60	1.2	62.5 / 225	244 / 24.4	■	-	-	-	343
	IVC 60/30 Tact² Lp	1.576-115.0	60	3 / 400 / 50	3.0	68 / 245	286 / 28.6	■	-	-	-	342
	IVC 60/24-2 Tact² Lp	1.576-114.0	60	1 / 220-240 / 50-60	2.4	2 × 74 / 533	254 / 25.4	■	-	-	-	342
	Ex vacuums											
	IVS 100/75 M Z22	9.987-900.0	100	3 / 400 / 50-60	7.5	149 / 536	360 / 36	-	■	-	-	347
	IVS 100/55 M Z22	9.987-899.0	100	3 / 400 / 50-60	5.5	139 / 500	250 / 25	-	■	-	-	347
	IVM 60/30 M Z22	1.573-521.0	60	3 / 400 / 50	3.0	68 / 245	286 / 28.6	-	■	-	-	345
	IVC 60/30 Ap M Z22	1.576-106.0	60	3 / 400 / 50	3.0	68 / 245	250 / 25	■	-	-	-	348
	IVC 60/12-1 Ec H Z22	1.576-103.0	60	1 / 220-240 / 50-60	1.2	62.5 / 225	244 / 24.4	■	-	-	-	348
	Build-in units											
	IVR-B 50/30	9.986-073.0	50	3 / 400 / 50	3.0	89 / 320	260 / 26	-	-	■	-	349
	IVR-B 30/15	9.986-072.0	30	3 / 400 / 50	1.5	58 / 210	210 / 21	-	-	■	-	349
	Liquid and swarf vacuums											
	IVR-L 100/30	9.986-064.0	100	3 / 400 / 50	3.0	89 / 320	260 / 26	-	-	-	■	350
	IVR-L 120/24-2 Tc Me Dp	9.987-890.0	120	1 / 220-240 / 50-60	2.4	148 / 532	235 / 23.5	-	-	-	■	351
	IVR-L 120/24-2 Tc Me	9.987-889.0	120	1 / 220-240 / 50-60	2.4	148 / 532	235 / 23.5	-	-	-	■	353
	IVR-L 120/24-2 Tc	9.987-888.0	120	1 / 220-240 / 50-60	2.4	148 / 532	235 / 23.5	-	-	-	■	351
	IVR-L 100/24-2 Tc Me Dp	9.987-887.0	100	1 / 220-240 / 50-60	2.4	148 / 532	235 / 23.5	-	-	-	■	353
	IVR-L 100/24-2 Tc Me	9.987-886.0	100	1 / 220-240 / 50-60	2.4	148 / 532	235 / 23.5	-	-	-	■	353
	IVR-L 100/24-2 Tc	9.987-885.0	100	1 / 220-240 / 50-60	2.4	148 / 532	235 / 23.5	-	-	-	■	353
	IVR-L 100/24-2 Me	9.987-884.0	100	1 / 220-240 / 50-60	2.4	148 / 532	235 / 23.5	-	-	-	■	353
	IVR-L 100/24-2	9.987-883.0	100	1 / 220-240 / 50-60	2.4	148 / 532	235 / 23.5	-	-	-	■	353
	IVR-L 65/12-1 Tc	9.986-055.0	65	1 / 220-240 / 50-60	1.2	60 / 215	230 / 23	-	-	-	■	354
	IVR-L 40/12-1	9.986-054.0	40	1 / 220-240 / 50-60	1.2	60 / 215	230 / 23	-	-	-	■	354
	IVL 50/24-2	1.573-952.0	50	1 / 220-240 / 50-60	2.4	2 × 56 / 403	235 / 23.5	-	-	■	-	355

■ NEW ■ Included in the scope of supply.

Kärcher industrial vacuum application overview

Coarse, dry		Fine, dry		Potentially explosive dust		Liquids	
Ø 2-3 h/day	Ø up to 24 h/day	Ø 2-3 h/day	Ø up to 24 h/day	Ø 2-3 h/day	Ø up to 24 h/day	Ø 2-3 h/day	Ø up to 24 h/day
Automotive industry/machinery and plant engineering/tool manufacture/metal processing							
Metal shavings from machining (milling, drilling, punching)		Dust from metal processing		Paint dust		Cutting fluid from metal processing	
IVR-L 40 IVR-L 65 IVR-L 100/24-2 IVR-L 120	IVR-L 100/30 IVR-B	IVR 35 IVM 60/36-3	IVM 60/30 IVS 100		IVC 60 Z22 IVM 60/30 M Z22 IVS 100 Z22	IVR-L 40 IVR-L 65 IVR-L 100 IVR-L 120	IVR-L 100/30
Metallurgy and metal forming							
Slag				Flammable metal dust, e.g. iron			
IVR-L 40 IVR-L 65 IVR-L 100/24-2 IVR-L 120	IVR-L 100/30 IVR-B				IVS 100 Z22		
Coking and mineral oil processing							
Lumps of coal				Coal (daytime)			
IVR-L 40 IVR-L 65 IVR-L 100/24-2 IVR-L 120	IVR-L 100/30 IVR-B IVS 100				IVS 100 Z22		
Glass and stone processing							
Cullet, gravel, crushed stone		Gypsum, cement, concrete, glass dust				Slurry	
IVC 60/24-2 Ap IVR-L 40 IVR-L 65 IVR-L 100/24-2 IVR-L 120	IVC 60/30 Ap IVR-L 100/30 IVR-B IVS 100	IVC Tact² IVR 35	IVC 60/30 Tact² IVM 60/30 IVS 100			IVR-L 65 IVR-L 100 Tc IVR-L 120 Tc	IVR-L 100/30
Paper manufacture/manufacture of print media							
Cardboard packaging		Cellulose fibres		Paper dust		Liquid dyes, printing inks	
IVC 60/24-2 Ap	IVC 60/12-1 IVC 60/30 Ap IVS 100	IVC 60/24-2 Tact² IVM 60/36-3	IVC 60/12-1 Tact IVC 60/30 Tact² IVM 60/30 IVS 100		IVC 60/30 Ap M Z22 IVM 60/30 M Z22 IVS 100 Z22	IVC 60/24-2 IVL 50/24-2 IVR-L 100 IVR-L 120	IVC 60/30 IVR-L 100/30
Food industry							
Broken food products on the production line, e.g. broken biscuits, chocolate		In the production process, e.g. ground coffee		Flour, sugar, coffee, powdered foods		Food oil, drinks	
IVC 60/24-2 Ap	IVC 60/12-1 IVC 60/30 Ap IVS 100	IVM 60/36-3	IVM 60/30 IVS 100		IVC 60 Z22 IVM 60/30 M Z22 IVS 100 Z22	IVC 60/24-2 IVL 50/24-2 IVR-L 100 Me IVR-L 120 Me	IVC 60/30
Production of starch and tobacco							
		Tobacco dust		Starch			
		IVC 60/24-2 Tact²	IVC 60/12-1 Tact IVC 60/30 Tact² IVS 100		IVC 60 Z22 IVM 60/30 M Z22		
Production of rubber and plastic							
Plastic granulate, plastic casting residues		Plastic dust				Water	
IVC 60/24-2 Ap	IVC 60/12-1 IVC 60/30 Ap IVS 100	IVC 60/24-2 Tact² IVR 35 IVM 60/36-3	IVC 60/12-1 IVC 60/30 IVM 60/30 IVS 100			IVC 60/24-2 IVL 50/24-2 IVR-L 100 Me IVR-L 120 Me	IVC 60/30
Wood processing/furniture manufacture							
Coarse wood shavings and small pieces of wood				Wood dust			
IVC 60/24-2 Ap	IVC 60/30 Ap IVS 100	IVC 60/24-2 Tact² M			IVC 60 Z22 IVM 60/30 M Z22		
Chemical industry							
Granulate		Plastic dust		Fertiliser, pigment		Detergents, aggressive liquids	
IVC 60/24-2 Ap	IVC 60/12-1 IVC 60/30 Ap IVS 100	IVC 60/24-2 Tact² IVR 35 IVM 60/36-3	IVC 60/12-1 IVM 60/30 IVS 100		IVC 60 Z22 IVM 60/30 M Z22 IVS 100 Z22	IVR-L 100 Me IVR-L 120 Me	IVR-L 100/30
Pharmaceutical industry							
Tablets		In the production process, e.g. tablet press		Medicines, e.g. vitamins, oestrogen, acids			
	IVS 100	IVC 60/24-2 Tact² M IVM 60/36-3	IVM 60/30 IVS 100		IVC 60 Z22 IVM 60/30 M Z22 IVS 100 Z22		

Performance class dimensioning: 1st air speed table: Application overview

		Air speed [m/s]			Air speed [m/s]
The minimum required air speeds are listed					
Wood	Wood shavings with pieces	25-30	Minerals	Coarse dry sand without gravel	21-25
	Damp sawdust	22-24		Foundry sand	35-45
	Coarse wood shavings without pieces	18-22*		Cement dust	25-30
	Wood shavings	18-20*		Pebble stones up to ø 5 cm	60-65
	Small pieces of wood and chips	16-18*		Sand ø < 2 cm / ø 2-3 cm	21-26 / 50-60
	Ultra-fine wood dust	12-14*		Ultra-fine dry sand dust	12-14
The minimum required air speeds are listed					
Paper, plastics	Plastic granulate	20-23	Metal	Coarse metal dust	20-25
	Plastic powder	20-25		Metal dust	20-22
	Paper chips	15-22*		Fine metal dust	18-20*
	Rubber dust	18-20*		Shavings (dry)	25-27
	Edge strip suction	16-18*		Shavings (wet)	27-32
	Abrasive dust, leather	15-16*		Metal smoke (welding)	14-16
	Paint mist spray booths	14-16*		Steel balls	45-55
	Shorter textile fibres	12-16*		Oil (low viscosity), cooling lubricants	25-30
	Expanded polystyrene	8-10*		Oil (high viscosity), slurry	30-40
The minimum required air speeds are listed					
Food	Tobacco dusts	15-16*	Max. flow rate depending on hose diameter	ID 42	approx. 90 m³/h
	Grain and fodder dusts	14-16*		ID 51/52	approx. 140 m³/h
	Flour	12-14*		ID 61	approx. 200 m³/h
	Food residues, e.g. pasta	30+		ID 72	approx. 270 m³/h

* Safety vacuum cleaners and Ex vacuums may only be operated with a minimum air speed of 20 m/s. If the minimum speed is not met, this is signalled by an indicator light.

Performance class dimensioning: 2nd air speed table

Drive performance			Suction hose diameter				
IVR drive heads			ID [ø mm]	40	50	70	
AC	Max. volume flow [m³/h]	Max. vacuum [kPa]	Area [cm²]	12.6	19.6	38.5	
1.2 kW	215	23	Air speed [m/s]	46.4	29.7	15.1	
2.0 kW	360	22		79.6	50.9	26.0	
2.4 kW	532	23		117.6	75.2	38.4	
Three-phase current							
1.5 kW	210	20		46.4	29.7	15.2	
3.0 kW	315	26		70.7	45.3	23.1	
4.0 kW	495	14		114.9	73.6	37.5	
IVC/IVM drive heads							
AC	Max. volume flow [m³/h]	Max. vacuum [kPa]			40	50	70
1.2 kW (Ec)	225	24		49.0	31.8	-	
2.4 kW	532	25		117.6	75.2	-	
3.6 kW	799	25.4		133.7	85.6	43.7	
Three-phase current							
3.0 kW	244	28		53.9	34.5	17.6	
IVS drive heads							
Three-phase current							
4.0 kW	500	18	110.5	70.6	36.0		
5.5 kW	500	25	110.5	70.6	36.0		
7.5 kW	536	33	118.5	75.8	38.7		

Example

Application example:

A customer would like to purchase an industrial vacuum for vacuuming metal shavings.

Step 1:

Refer to Table 1 for the required minimum air speed:
For metal shavings (dry), an air speed of 25-27 m/s is required.

Step 2:

Table 2 shows the air speed generated during the suction process depending on the drive performance and suction hose diameter.

Example: An 1.2 kW IVR drive head with a ID 40 suction hose enables an air speed of 46.4 m/s
→ Dimensioning sufficient.

Choosing a ID 70 suction hose and 1.2 kW drive performance would result in an air speed of 15.1 m/s
→ Dimensioning insufficient.

ATTENTION:

- Values apply to suction hoses up to 10 metres long. Pressure losses in the suction hose must also be taken into account.
- For safety vacuum cleaners, the air speed must never be < 20 m/s.

SUPER CLASS



High-power machines with stamina

The new Kärcher Super class IVS 100 industrial vacuums are powerful, robust and highly reliable machines. With a motor running time of about 20,000 hours – which corresponds to 2,500 days in continuous operation for eight hours a day – it is a real workhorse. The large star filter ensures optimum suction power.



1 Optional remote control

- Optional radio remote control for machine operation from a distance of up to 30 m.
- Convenient, time-saving operation of the machine in a single forward movement.
- Optimal space utilisation: the vacuum cleaner can be stored in unused or safety areas.

2 Power-saving soft start

- Low starting current prevents power supply voltage dips.
- Low energy peaks ensure lower energy costs.
- Only low machine fuse protection necessary. (Up to 5.5 A,16 A fuse protection is sufficient.)



3 User-friendly machine handling

- Hose hook and accessory storage ensure fast tool access and tidy storage.
- Integrated cable hook for secure cable storage.
- All hooks can be hung freely on the machine via a clip system.



4 Horizontal operation of filter cleaning system

- The handle for manual filter cleaning is located at a convenient operating height and makes working comfortable.
- Regardless of the amount of force applied by the user, a gearbox ensures consistent cleaning results.
- Longer filter downtime due to more frequent filter cleaning and metered power transmission to the filter.

TECHNICAL DATA AND EQUIPMENT

		IVS 100/75 M	IVS 100/55 M	IVS 100/40 IVS 100/40 M
		■ Certified for dust class M ■ Extra-large filter area ■ Pole reverse plug	■ Certified for dust class M ■ Extra-large filter area ■ Pole reverse plug	■ Anti-static equipment ■ Extra-large filter area ■ Pole reverse plug ■ Certified for dust class M
Technical data				
Current type	Ph / V / Hz	3 / 400 / 50	3 / 400 / 50	3 / 400 / 50
Rated input power during operation	kW	7.5	5.5	4.2
Max. air quantity	l/s / m³/h	148 / 536	138 / 500	138 / 500
Max. vacuum	mbar / kPa	350 / 35	250 / 25	150 / 15
Container capacity	l	100	100	100
Filter area	m²	2.2	2.2	2.2
Main filter dust class		M	M	M
Sound pressure level	dB(A)	73	77	75
Cable length	m	8	8	8
Nominal diameter of connection		ID 72	ID 72	ID 72
Nominal diameter of accessory		ID 72 / ID 52	ID 72 / ID 52	ID 72 / ID 52
Weight	kg	165	148	142
Dimensions (L × W × H)	mm	1202 × 686 × 1465	1202 × 686 × 1465	1202 × 771 × 1470 1202 × 686 × 1465
Equipment				
Container in scope of delivery		100 l	100 l	100 l
Filter cleaning		Manual	Manual	Manual
Optional remote control		2.273-001.0	2.273-001.0	- 2.273-001.0
Order no.		1.573-822.0	1.573-722.0	1.573-620.0 -622.0
Price				
■ Included in the scope of supply.				

		IVS 100/75 Lp	IVS 100/55 Lp	IVS 100/40 Lp
		■ Longopac disposal system ■ Extra-large filter area ■ Pole reverse plug	■ Longopac disposal system ■ Extra-large filter area ■ Pole reverse plug	■ Longopac disposal system ■ Extra-large filter area ■ Pole reverse plug
Technical data				
Current type	Ph / V / Hz	3 / 400 / 50	3 / 400 / 50	3 / 400 / 50
Rated input power during operation	kW	7.5	5.5	4.2
Max. air quantity	l/s / m³/h	148 / 536	138 / 500	138 / 500
Max. vacuum	mbar / kPa	350 / 35	250 / 25	175 / 17.5
Container capacity	l	-	-	-
Filter area	m²	2.2	2.2	2.2
Main filter dust class		M	M	M
Sound pressure level	dB(A)	73	77	75
Cable length	m	8	8	8
Nominal diameter of connection		ID 72	ID 72	ID 72
Nominal diameter of accessory		ID 72 / ID 52	ID 72 / ID 52	ID 72 / ID 52
Weight	kg	173	158	155
Dimensions (L × W × H)	mm	1202 × 686 × 1465	1202 × 771 × 1470	1202 × 686 × 1465
Equipment				
Container in scope of delivery		Longopac	Longopac	Longopac
Filter cleaning		Manual	Manual	Manual
Optional remote control		2.273-001.0	2.273-001.0	-
Order no.		1.573-821.0	1.573-721.0	1.573-621.0
Price				
■ Included in the scope of supply.				

SUPER CLASS



The Super class – super compact

Despite its high filling capacity, the IVR 100/40 Pf is characterised by its compact size. In this respect, the space-saving machine is considerably ahead of the competition.



- 1 High-quality washable pocket filter

 - Longer service life, less maintenance effort and lower costs. Ideal for industrial use.
 - Unrivalled effective manual filter cleaning thanks to reinforcement lattice in every filter bag.
- 2 Highly efficient IE2 motor for higher suction power

 - With comparably rated input power, the IE2 motor delivers 5% more suction power than conventional motors.

IVR 100/40 Pf

- Compact construction style that takes up very little floor space
- Manual filter cleaning
- Sound reduction

Technical data		
Current type	Ph / V / Hz	3 / 400 / 50
Rated input power during operation	kW	4.7
Max. air quantity	l/s / m³/h	137.5 / 495
Max. vacuum	mbar / kPa	140 / 14
Container capacity	l	100
Filter area	m²	1.75
Main filter dust class		M
Sound pressure level	dB(A)	62
Cable length	m	6
Nominal diameter of connection		ID 72
Nominal diameter of accessory		ID 72 / ID 52
Weight	kg	184
Dimensions (L × W × H)	mm	910 × 760 × 2270
Equipment		
Container in scope of delivery		100 l
Filter cleaning		Manual
Optional remote control		–
Order no.	9.986-069.0	
Price		

■ Included in the scope of supply.

MIDDLE CLASS



Excellent performance and runtimes

Developed especially for demanding applications in the industry and ideal for removing solids such as fine dusts. Maximum performance in 1-phase area thanks to the three-motor suction head, while in the 3-phase area, the durable side channel blower ensures long runtimes.



Illustration can differ from the original.



- 1 User-friendly machine handling

 - Hose hook and accessory storage ensure fast tool access and tidy storage.
 - Integrated cable hook for secure cable storage.
- 2 Manual filter vibration for low operating costs

 - The manual filter vibration increases the working time of the permanent filter, thereby reducing the maintenance required.
 - Regardless of the amount of force applied by the user, a gearbox ensures consistent cleaning results.

IVM 60/30

IVM 60/36-3

- Anti-static equipment
 - Extra-large filter area
 - Robust wheels and castors
- Anti-static equipment
 - Extra-large filter area
 - Robust wheels and castors

Technical data			
Current type	Ph / V / Hz	3 / 400 / 50	1 / 220-240 / 50-60
Rated input power during operation	kW	3	3.6
Max. air quantity	l/s / m³/h	68 / 244.8	221 / 799
Max. vacuum	mbar / kPa	286 / 28.6	254 / 25.4
Container capacity	l	60	60
Filter area	m²	2.2	2.2
Main filter dust class		M	M
Sound pressure level	dB(A)	77	79
Cable length	m	7.5	10
Nominal diameter of connection		ID 72	ID 72
Nominal diameter of accessory		ID 72 / ID 52 / ID 42	ID 72 / ID 52 / ID 72
Weight	kg	96	72
Dimensions (L × W × H)	mm	970 × 690 × 1630	970 × 690 × 1530
Equipment			
Container in scope of delivery		60 l	60 l
Filter cleaning		Manual	Manual
Optional remote control		–	–
Order no.		1.573-520.0	1.573-320.0
Price			

■ Included in the scope of supply.

MIDDLE CLASS



Full power – continuously

Thanks to their durable side channel blower, the powerful IVR 40 and IVR 50 industrial vacuums are extremely reliable and therefore ideal for long operating cycles.



1 Ergonomic container control

- A push handle on the collecting container of the IVR 50 allows ergonomic removal of the vacuumed debris in an upright position.
- Pressure compensation hose and downholder for low-dust vacuuming directly into a waste disposal bag.

2 Cyclone-like pre-separation system

- Protects the filter and increases its working time. This saves on costs and increases versatility.

		IVR 50/40 Pf	IVR 40/30 Pf	IVR 40/15 Pf
		■ Cyclone-like pre-separation system ■ Sound reduction ■ Ergonomic container control	■ Cyclone-like pre-separation system ■ Sound reduction ■ Safe accessory storage	■ Cyclone-like pre-separation system ■ Sound reduction ■ Safe accessory storage
Technical data				
Current type	Ph / V / Hz	3 / 400 / 50	3 / 400 / 50	3 / 400 / 50
Rated input power during operation	kW	4.7	3	1.5
Max. air quantity	l/s / m³/h	137.5 / 495	87.5 / 315	58 / 210
Max. vacuum	mbar / kPa	140 / 14	260 / 26	200 / 20
Container capacity	l	50	40	40
Filter area	m²	1.75	1.75	1.75
Main filter dust class		M	M	M
Sound pressure level	dB(A)	62	60	56
Cable length	m	6	6	6
Nominal diameter of connection		ID 72	ID 72	ID 72
Nominal diameter of accessory		ID 72 / ID 52	ID 72 / ID 52	ID 52 / ID 42
Weight	kg	178	128	113
Dimensions (L × W × H)	mm	850 × 760 × 1970	890 × 670 × 1560	890 × 670 × 1560
Equipment				
Container in scope of delivery		50 l	40 l	40 l
Filter cleaning		Manual	Manual	Manual
Optional remote control		–	–	–
Order no.		9.986-068.0	9.986-067.0	9.986-066.0
Price				

■ Included in the scope of supply.

MIDDLE CLASS



Introduction to the IVR series

Industrial vacuums in the IVR series are characterised by agility, robustness and durability. Powerful turbines with intelligent sound reduction combine convenient working with excellent performance.



1 Robust material and a design suitable for industrial purposes

- Ideal for use in the metals processing industry.
- The material thickness of 1.25 mm and mostly welded connections ensure a long service life – even with abrasive suction waste.

2 Pleasant operating noise

- Sound absorbers on the air outlet pipes make for a comfortable operating noise with high suction power.

		IVR 35/20-2 Pf Me
		■ Compact construction style that takes up very little floor space ■ Cyclone-like pre-separation system ■ Stainless steel container
Technical data		
Current type	Ph / V / Hz	1 / 220-240 / 50-60
Rated input power during operation	kW	2
Max. air quantity	l/s / m³/h	100 / 360
Max. vacuum	mbar / kPa	220 / 22
Container capacity	l	35
Filter area	m²	1.4
Main filter dust class		M
Sound pressure level	dB(A)	75
Cable length	m	6
Nominal diameter of connection		ID 52
Nominal diameter of accessory		ID 52 / ID 42
Weight	kg	53
Dimensions (L × W × H)	mm	740 × 580 × 1105
Equipment		
Container in scope of delivery		35 l
Filter cleaning		Manual
Optional remote control		–
Order no.		9.986-065.0
Price		

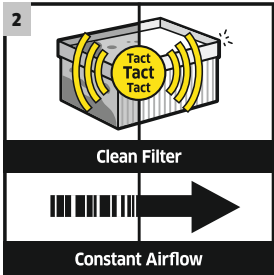
■ Included in the scope of supply.

COMPACT CLASS



With three-phase drive for continuous use

The IVC 60/30 features a low-maintenance three-phase motor for multiple shift operation with high loads. With reliable liquid cut-off function and efficient Tact² technology: this vacuum is ideal for both dry and wet cleaning tasks.



1 Wear-resistant side channel blower

- A side channel blower delivers high suction power with a very long lifetime of at least 20,000 hours. These machines are therefore ideal for multiple shift operation.

2 Automatic Filter Cleaning System Tact²

- The two filters are cleaned with targeted, powerful blasts of air. The procedure is triggered automatically, the suction power remains constantly high, and the work can be continued without interruption.
- Filter designed to allow uninterrupted use with constant high suction power.

IVC 60/30 Tact²

IVC 60/30 Ap

- Anti-static equipment
- Liquid cut-off
- Integrated cyclone for pre-separation system

- Anti-static equipment
- Manual filter cleaning
- Integrated cyclone for pre-separation system

Technical data			
Current type	Ph / V / Hz	3 / 400 / 50	3 / 400 / 50
Rated input power during operation	kW	3	3
Max. air quantity	l/s / m³/h	68 / 244.8	68 / 244.8
Max. vacuum	mbar / kPa	286 / 28.6	286 / 28.6
Container capacity	l	60	60
Filter area	m²	1.9	1.9
Main filter dust class		M	M
Sound pressure level	dB(A)	77	77
Cable length	m	7.5	5
Nominal diameter of connection		ID 72	ID 72
Nominal diameter of accessory		ID 52 / ID 42	ID 72 / ID 52 / ID 42
Weight	kg	95	95
Dimensions (L × W × H)	mm	970 × 690 × 1240	970 × 690 × 1240

Equipment		
Container in scope of delivery	60 l	60 l
Filter cleaning	automatic	Manual
Optional remote control	-	-
Order no.	1.576-101.0	1.576-107.0
Price		

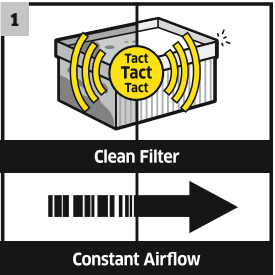
■ Included in the scope of supply.

COMPACT CLASS



Powerful machines with twin motors

These entry-level machines feature two powerful motors. The basic and standard variants feature an easy-moving and sturdy set-down trolley and stainless steel suction containers. The electronic motor control ensures low starting currents.



1 Automatic Filter Cleaning System Tact²

- The filter automatically cleans itself with targeted, powerful blasts of air. The procedure is triggered automatically whilst maintaining constant high suction power. Further benefits: low maintenance costs, long filter service life.
- Filter designed to allow uninterrupted use with constant high suction power.

2 2 blower motors

- Powerful cleaning performance with 2 blowers. Electronically controlled motors avoid high starting currents.

IVC 60/24-2 Tact²

IVC 60/24-2 Ap

IVC 60/24-2 Tact² M

- Anti-static equipment
- Liquid cut-off
- Integrated cyclone for pre-separation system

- Anti-static equipment
- Manual filter cleaning
- Integrated cyclone for pre-separation system

- Anti-static equipment
- Certified for dust class M
- Integrated cyclone for pre-separation system

Technical data					
Current type	Ph / V / Hz	1 / 220-240 / 50-60	1 / 220-240 / 50-60	1 / 220-240 / 50-60	
Rated input power during operation	kW	2.4	2.4	2.4	
Max. air quantity	l/s / m³/h	148 / 532	148 / 532	148 / 532	
Max. vacuum	mbar / kPa	254 / 25.4	254 / 25.4	254 / 25.4	
Container capacity	l	60	60	60	
Filter area	m²	0.95	0.95	0.95	
Main filter dust class		M	M	M	
Sound pressure level	dB(A)	73	73	73	
Cable length	m	10	8	8	
Nominal diameter of connection		ID 72	ID 72	ID 72	
Nominal diameter of accessory		ID 52 / ID 42	ID 72 / ID 52 / ID 42	ID 52 / ID 42	
Weight	kg	-	59	60	
Dimensions (L × W × H)	mm	970 × 690 × 995	970 × 690 × 995	970 × 690 × 995	

Equipment			
Container in scope of delivery	60 l	60 l	60 l
Filter cleaning	Fully automatic	Semi-automatic	Fully automatic
Optional remote control	-	-	-
Order no.	1.576-100.0	1.576-104.0	1.576-105.0
Price			

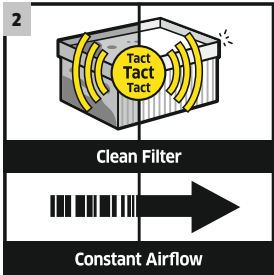
■ Included in the scope of supply.

COMPACT CLASS



Save time and money with Longopac

Our basic models IVC 60/24-2 and IVC 60/30 feature the Longopac disposal system as standard. Compared to conventional disposal bags, these save time and reduce costs considerably.



1 Longopac disposal system

- The adaptable 22 m long disposal bag ensures time-saving bag disposal.
- Far more economical than conventional dust disposal bags.

2 Automatic Filter Cleaning System Tact²

- The two filters are cleaned with targeted, powerful blasts of air. The procedure is triggered automatically, the suction power remains constantly high, and the work can be continued without interruption.
- Filter designed to allow uninterrupted use with constant high suction power.

IVC 60/30 Tact² Lp

IVC 60/24-2 Tact² Lp

		■ Longopac disposal system	■ Longopac disposal system
		■ Anti-static equipment	■ Anti-static equipment
		■ Integrated cyclone for pre-separation system	■ Integrated cyclone for pre-separation system
Technical data			
Current type	Ph / V / Hz	3 / 400 / 50	1 / 220-240 / 50-60
Rated input power during operation	kW	3	2.4
Max. air quantity	l/s / m³/h	68 / 244.8	148 / 532
Max. vacuum	mbar / kPa	286 / 28.6	254 / 25.4
Container capacity	l	60	60
Filter area	m²	1.9	0.95
Main filter dust class		M	M
Sound pressure level	dB(A)	77	73
Cable length	m	7.5	10
Nominal diameter of connection		ID 72	ID 72
Nominal diameter of accessory		ID 52 / ID 42	ID 52 / ID 42
Weight	kg	108	73
Dimensions (L × W × H)	mm	970 × 690 × 1240	950 × 690 × 1170
Equipment			
Container in scope of delivery		-	-
Filter cleaning		Fully automatic	Fully automatic
Optional remote control		-	-
Order no.		1.576-115.0	1.576-114.0
Price			

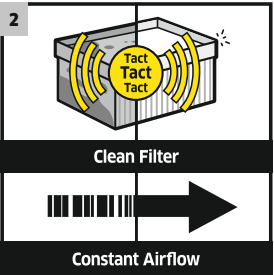
■ Included in the scope of supply.

COMPACT CLASS



Non-stop suction

The IVC 60/12-1 vacuum cleaner is perfect for stationary non-stop use thanks to an electronically controlled drive and compact design. The Ec's brushless motor provides superb performance, low power consumption and very long life.



1 Designed for continuous operation

- The brushless Ec motors are wear-resistant and have a minimum service life of 5,000 hours, ideal for three-shift operation.

2 Tact system (Tact Automatic Filter Cleaning System)

- The two filters are cleaned with targeted, powerful blasts of air for constant high suction power.

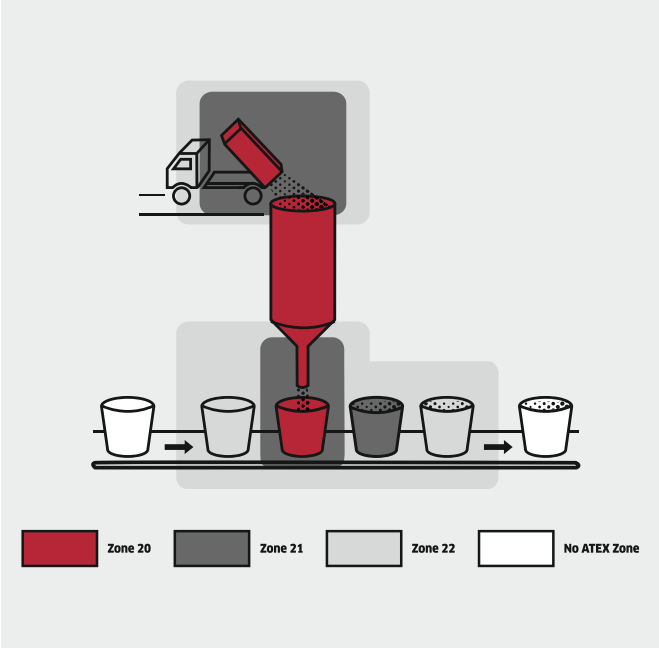
IVC 60/12-1 Tact Ec

		■ Anti-static equipment
		■ Liquid cut-off
		■ Integrated cyclone for pre-separation system
Technical data		
Current type	Ph / V / Hz	1 / 220-240 / 50-60
Rated input power during operation	kW	1.2
Max. air quantity	l/s / m³/h	62.5 / 225
Max. vacuum	mbar / kPa	244 / 24.4
Container capacity	l	60
Filter area	m²	0.95
Main filter dust class		M
Sound pressure level	dB(A)	74
Cable length	m	10
Nominal diameter of connection		ID 72
Nominal diameter of accessory		ID 52 / ID 42
Weight	kg	59
Dimensions (L × W × H)	mm	970 × 690 × 995
Equipment		
Container in scope of delivery		60 l
Filter cleaning		Fully automatic
Optional remote control		-
Order no.		1.576-102.0
Price		

■ Included in the scope of supply.

CERTIFIED SAFETY FOR POTENTIALLY EXPLOSIVE ATMOSPHERES

Vacuuming in potentially explosive atmospheres places the highest demands on machine quality. This is regulated across Europe by Directive 2014/34/EU and the associated country-specific standards, such as DIN EN 60335-2-69. With directive-compliant certification from TÜV Süd and IBexU, Kärcher Ex vacuums offer you maximum possible safety.



Zoning

The greatest risk of explosion occurs if a hazardous quantity of flammable dust or gas forms and mixes with air, which could then be ignited by a suitable ignition source. If conditions within the production areas are favourable to the formation of a flammable mixture, the operator is legally required to divide the affected areas into zones in accordance with Directive 999/92/EC.

Zone 22

All Kärcher Ex vacuums are certified for operation in Ex zone 22. They have been developed for areas where there is a temporary explosive atmosphere due to flammable types of dust. Possible ignition sources are avoided or, where unavoidable, encapsulated.

Typical industries for Ex zones

- Pharmaceutical and chemical industry
- Food industry
- Metalworking industry
- Paper manufacture

You can find more examples in the application overview on page 332.

Flammable dusts

The formation of an explosive mixture is largely dependent on the grain size of the dust dispersed in the air. Flammable dusts are generally deemed to be hazardous if they have a grain size of less than 0.5 mm.

Examples of potentially explosive dusts

Powder coatings; swarf from metal, plastic and wood processing, grain flour, powdered milk, medication powder such as ascorbic acid, carrageenans, ibuprofen and others.

EX VACUUMS



Illustration can differ from the original.



Maximum safety. Maximum convenience

Our Middle Class ex vacuums for industrial applications permit work in potentially explosive atmospheres to be carried out safely and simultaneously provide impressive ease of use. The durable side channel blower and extra large filter area ensure long operating periods.



1 Certified according to 94/9/EC (ATEX)

- Explosion-proof industrial vacuum certified according to 94/9/EC (ATEX) for zone 22 and dust filter class M.
- Reliable vacuuming of substances which could put health at risk such as explosive dusts.

2 User-friendly machine handling

- Hose hook and accessory storage ensure fast tool access and tidy storage.
- Integrated cable hook for secure cable storage.

IVM 60/30 M Z22

		■ Certified according to 94/9/EC
		■ Manual filter cleaning
		■ Anti-static equipment
Technical data		
Current type	Ph / V / Hz	3 / 400 / 50
Rated input power during operation		
Max. air quantity	l/s / m³/h	68 / 244
Max. vacuum	mbar / kPa	286 / 28.6
Container capacity	l	60
Filter area	m²	2.2
Main filter dust class		
Sound pressure level	dB(A)	77
Cable length	m	7.5
Nominal diameter of connection	ID 72	
Nominal diameter of accessory	ID 42	
Weight	kg	96
Dimensions (L × W × H)	mm	970 × 690 × 1630
Equipment		
Container in scope of delivery	60 l	
Container for dry applications	-	
Dust class	M	
Type	-	
Filter cleaning	Manual	
Order no.	1.573-521.0	
Price		

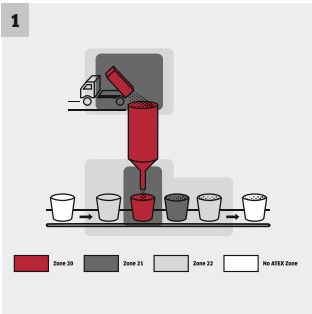
■ Included in the scope of supply.

EX VACUUMS



Uncompromising safety:
the Super Class

Safety at the highest level with excellent suction power and filter lifetime: our new explosion-proof vacuum cleaners stand out in every respect. The large star filters provide continuous protection against explosive suction waste, even in large quantities.



1 Suitable for zone 22

- IVS Ex vacuums guarantee the highest level of safety thanks to the latest technology.
- Reliable vacuuming of substances which could put health at risk such as explosive dusts.



2 Power-saving soft start

- Low starting current prevents power supply voltage dips.
- Low energy peaks ensure lower energy costs.
- Only low machine fuse protection necessary. (Up to 5.5 A, 16 A fuse protection is sufficient.)



3 User-friendly set-down mechanism

- Easy and time-saving container removal directly on the handle.
- The practical container handle serves as an aid for pulling and pushing the machine to the emptying point.
- Large industrial rollers ensure maximum mobility even on uneven floors and under heavy load.



4 Horizontal operation of filter cleaning system

- The handle for manual filter cleaning is located at a convenient operating height and makes working comfortable.
- Regardless of the amount of force applied by the user, a gearbox ensures consistent cleaning results.
- Longer filter downtime due to more frequent filter cleaning and metered power transmission to the filter.

TECHNICAL DATA AND EQUIPMENT

		IVS 100/75 M Z22	IVS 100/55 M Z22
		<div>■ Constructed in conformity with DIN EN 60335-2-69:2010</div> <div>■ Extra-large filter area</div> <div>■ Manual filter cleaning</div>	<div>■ Constructed in conformity with DIN EN 60335-2-69:2010</div> <div>■ Extra-large filter area</div> <div>■ Manual filter cleaning</div>
Technical data			
Current type	Ph / V / Hz	3 / 400 / 50	3 / 400 / 50
Rated input power during operation	kW	7.5	5.5
Max. air quantity	l/s / m³/h	148 / 373	138 / 353
Max. vacuum	mbar / kPa	350 / 35	250 / 25
Container capacity	l	100	100
Filter area	m²	2	2
Main filter dust class		M	M
Sound pressure level	dB(A)	73	77
Cable length	m	8	8
Nominal diameter of connection		ID 72	ID 72
Nominal diameter of accessory		ID 72 / ID 52	ID 72 / ID 52
Weight	kg	180	157
Dimensions (L × W × H)	mm	1202 × 686 × 1495	1202 × 686 × 1500
Equipment			
Container in scope of delivery		100 l	100 l
Container for dry applications		-	-
Dust class		M	M
Type		Z22	Z22
Filter cleaning		Manual	Manual
Order no.		9.987-900.0	9.987-899.0
Price			

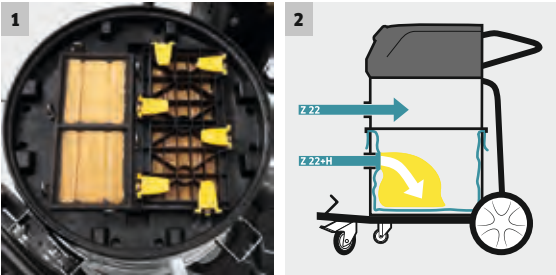
■ Included in the scope of supply.

EX VACUUMS



Cleaners for zone 22

The compact-class, ATEX-certified industrial vacuums are approved for potentially explosive zone 22 atmospheres. Thanks to innovative motor technology, the machines are ideal for continuous use.



- 1 With compact flat pleated filter**

 - The compact flat pleated filter allows a large filter area with a small and clear design.
- 2 Two-stage filter concept permits vacuuming with and without dust filter class H in ATEX zone 22**

 - Health protection thanks to filter class H when vacuuming health-endangering dusts via bottom branch.
 - If class H is not required in zone 22, the upper part can be used instead.

IVC 60/30 Ap M Z22			IVC 60/12-1 Ec H Z22		
<div><div></div><div>Certified according to 94/9/EC</div></div> <div><div></div><div>Manual filter cleaning</div></div> <div><div></div><div>Anti-static equipment</div></div>			<div><div></div><div>Certified according to DIN EN 60335-2-69:2010</div></div> <div><div></div><div>Dust-free and low-dust disposal</div></div> <div><div></div><div>Anti-static equipment</div></div>		
Technical data					
Current type	Ph / V / Hz	3 / 400 / 50	1 / 220-240 / 50-60		
Rated input power during operation	kW	3	1.2		
Max. air quantity	l/s / m³/h	68 / 244	62.5 / 225		
Max. vacuum	mbar / kPa	286 / 28.6	244 / 24.4		
Container capacity	l	60	60		
Filter area	m²	1.9	0.95		
Main filter dust class		M	H		
Sound pressure level	dB(A)	77	76		
Cable length	m	8	10		
Nominal diameter of connection		ID 72	ID 72		
Nominal diameter of accessory		ID 42	ID 42		
Weight	kg	95	59		
Dimensions (L × W × H)	mm	970 × 690 × 1240	970 × 690 × 995		
Equipment					
Container in scope of delivery		60 l	60 l		
Container for dry applications		-	-		
Dust class		M	H		
Type		Z22	Z22		
Filter cleaning		Manual	-		
Order no.		1.576-106.0	1.576-103.0		
Price					

■ Included in the scope of supply.

BUILD-IN UNITS



Space-saving compact vacuum for dust and swarf

There is always space for IVR-B vacuums, even in the smallest corners of production halls, thanks to their compact size and low installation height.



- 1 Optional castors increase mobility**

 - Using the optionally available castors allows mobile applications.
- 2 Large-area cartridge filters**

 - For professional use and long operating periods.

IVR-B 50/30			IVR-B 30/15 Me		
<div>■ Low installation height</div> <div>■ Cartridge filter</div> <div>■ Sound absorber</div>			<div>■ Low installation height</div> <div>■ Cartridge filter</div> <div>■ Stainless steel container</div>		
Technical data					
Current type	Ph / V / Hz	3 / 400 / 50	3 / 400 / 50		
Rated input power during operation	kW	3	1.5		
Max. air quantity	l/s / m³/h	87.5 / 315	58 / 210		
Max. vacuum	mbar / kPa	260 / 26	200 / 20		
Container capacity	l	50	30		
Filter area	m²	0.7	0.7		
Main filter dust class		M	M		
Sound pressure level	dB(A)	70	70		
Cable length	m	6	6		
Nominal diameter of connection		ID 52	ID 52		
Nominal diameter of accessory		ID 52 / ID 42	ID 52 / ID 42		
Weight	kg	83	52		
Dimensions (L × W × H)	mm	890 × 715 × 540	769 × 430 × 640		
Equipment					
Container in scope of delivery		yes	yes		
Optional machine parts		9.986-099.0	9.986-099.0		
Order no.		9.986-073.0	9.986-072.0		
Price					

■ Included in the scope of supply.

LIQUID AND SWARF VACUUMS



Built for endurance

Whether you need to vacuum coolants, emulsions, oil or water, with or without swarf – the powerful liquid and swarf vacuums with a range of drive types are ideal for heavy-duty industrial uses.



- 1 Wear-resistant side channel blower**
 - A side channel blower offers high suction power and durability. These machines are therefore ideal for multiple shift operation.
- 2 Visual filling level indicator**
 - Always up-to-date on the current status: the filling level is visible at all times during vacuuming.
 - Emptying can be carried out as required via the filling level hose.

IVR-L 100/30

- Set-down trolley
- Compact construction style that takes up very little floor space
- Sound reduction

Technical data		
Current type	Ph / V / Hz	3 / 400 / 50
Rated input power during operation	kW	3
Air flow rate	l/s / m³/h	89 / 320
Vacuum	mbar / kPa	260 / 26
Container capacity	l	100
Filter area	m²	0.45
Sound pressure level	dB(A)	60
Cable length	m	6
Nominal diameter of connection		ID 72
Nominal diameter of accessory		ID 72 / ID 52
Weight	kg	141
Dimensions (L × W × H)	mm	850 × 760 × 1800
Equipment		
Automatic filling level shut-off		–
Order no.		9.986-064.0
Price		

■ Included in the scope of supply.

LIQUID AND SWARF VACUUMS



Specialist machines with stamina

With a 120-litre capacity, IVR-L 120 vacuums offer the longest emptying intervals. The oil-resistant design makes the machine ideal for removing oil.



- 1 New drive head for increased safety, convenience and power**
 - The low weight of the drive head ensures easier handling during transport, emptying and servicing.
 - Greater work safety during transport due to cable storage on the machine head.
- 2 360° working radius**
 - Clean in all directions thanks to the rotatable hose connection on the suction head. Tangle-free suction hose.

IVR-L 120/24-2 Tc Me Dp

IVR-L 120/24-2 Tc Me

IVR-L 120/24-2 Tc

- Tilting chassis
 - Stainless steel casing and container
 - Drum pump function
- Tilting chassis
 - Stainless steel casing and container
 - Visual filling level indicator
- Tilting chassis
 - Visual filling level indicator

Technical data				
Current type	Ph / V / Hz	1 / 220-240 / 50-60		
Rated input power during operation	kW	2.4	2.4	2.4
Air flow rate	l/s / m³/h	148 / 532	148 / 532	148 / 532
Vacuum	mbar / kPa	235 / 23	235 / 23	235 / 23
Container capacity	l	120	120	120
Filter area	m²	0.45	0.45	0.45
Sound pressure level	dB(A)	68	68	68
Cable length	m	6	6	6
Nominal diameter of connection		ID 52	ID 52	ID 52
Nominal diameter of accessory		ID 52 / ID 42	ID 52 / ID 42	ID 52 / ID 42
Weight	kg	72	65	66
Dimensions (L × W × H)	mm	745 × 710 × 1420	740 × 620 × 1180	740 × 620 × 1180
Equipment				
Automatic filling level shut-off		–		
Order no.		9.987-890.0	9.987-889.0	9.987-888.0
Price				

■ Included in the scope of supply.

LIQUID AND SWARF VACUUMS



The power of twin motors

Whether with stainless steel container, tilting chassis or drum pump function: the dual-motor IVR-L variants offer the greatest versatility and the right solution for any application.



1 New drive head for increased safety, convenience and power

- The low weight of the drive head ensures easier handling during transport, emptying and servicing.
- Greater work safety during transport due to cable storage on the machine head.
- Integrated exhaust air cover prevents dirt ingress in the motor compartment.



2 360° working radius

- Clean in all directions thanks to the rotatable hose connection on the suction head. Tangle-free suction hose.



3 Practical tilting chassis

- Quick and easy emptying of the container: just tip backwards and you are done!



4 Safe accessory storage

- Suction hose storage hook and defined accessory storage for a clean, tidy and ready-to-use machine.

TECHNICAL DATA AND EQUIPMENT

		IVR-L 100/24-2 Tc Me Dp	IVR-L 100/24-2 Tc Me	IVR-L 100/24-2 Tc
		■ Tilting chassis ■ Stainless steel casing and container ■ Drum pump function	■ Tilting chassis ■ Stainless steel casing and container ■ Visual filling level indicator	■ Tilting chassis ■ Visual filling level indicator
Technical data				
Current type	V / Hz	220-240 / 50-60	220-240 / 50-60	220-240 / 50-60
Rated input power during operation	kW	2.4	2.4	2.4
Air flow rate	l/s / m³/h	148 / 532	148 / 532	148 / 532
Vacuum	mbar / kPa	235 / 23	235 / 23	235 / 23
Container capacity	l	100	100	100
Filter area	m²	0.45	0.45	0.45
Sound pressure level	dB(A)	68	68	68
Cable length	m	6	6	6
Nominal diameter of connection		ID 52	ID 52	ID 52
Nominal diameter of accessory		ID 52 / ID 42	ID 52 / ID 42	ID 52 / ID 42
Weight	kg	56	58.8	50
Dimensions (L × W × H)	mm	740 × 620 × 1180	640 × 620 × 1060	640 × 620 × 1060
Equipment				
Automatic filling level shut-off		-	-	-
Order no.		9.987-887.0	9.987-886.0	9.987-885.0
Price				

■ Included in the scope of supply.

		IVR-L 100/24-2 Me	IVR-L 100/24-2
		■ Compact construction style that takes up very little floor space ■ Stainless steel casing and container	■ Compact construction style that takes up very little floor space ■ Visual filling level indicator
Technical data			
Current type	V / Hz	220-240 / 50-60	220-240 / 50-60
Rated input power during operation	kW	2.4	2.4
Air flow rate	l/s / m³/h	148 / 532	148 / 532
Vacuum	mbar / kPa	235 / 23	235 / 23
Container capacity	l	100	100
Filter area	m²	0.45	0.45
Sound pressure level	dB(A)	68	68
Cable length	m	6	6
Nominal diameter of connection		ID 52	ID 52
Nominal diameter of accessory		ID 52 / ID 42	ID 52 / ID 42
Weight	kg	41	44
Dimensions (L × W × H)	mm	640 × 620 × 1060	640 × 620 × 1060
Equipment			
Automatic filling level shut-off		-	-
Order no.		9.987-884.0	9.987-883.0
Price			

■ Included in the scope of supply.

LIQUID AND SWARF VACUUMS



The powerful introduction to liquid vacuuming

Machines in the IVR-L range for the metalworking industry are exceptionally robust and durable, and deliver outstanding results in day-to-day heavy-duty use.



1 Float ball for volume flow disruption

- A float ball in the machine head interrupts the suction flow as soon as the maximum filling capacity is reached.
- Use as an emergency circuit. The filter must be dry when restarting.

2 Long-lasting

- High-quality materials and robust welding techniques guarantee a long service life.
- An oil-resistant power cable is included as standard and further prolongs the machine's service life.

IVR-L 65/12-1 Tc

IVR-L 40/12-1

- Tilting chassis
- Compact construction style that takes up very little floor space
- Visual filling level indicator

- Compact construction style that takes up very little floor space
- Visual filling level indicator

Technical data			
Current type	Ph / V / Hz	1 / 220-240 / 50-60	1 / 220-240 / 50-60
Rated input power during operation	kW	1.2	1.2
Air flow rate	l/s / m³/h	59 / 212.4	59 / 212.4
Vacuum	mbar / kPa	230 / 23	230 / 23
Container capacity	l	65	40
Filter area	m²	0.25	0.25
Sound pressure level	dB(A)	71	70
Cable length	m	6	6
Nominal diameter of connection		ID 52	ID 52
Nominal diameter of accessory		ID 42	ID 42
Weight	kg	40	33
Dimensions (L × W × H)	mm	742 × 500 × 1100	711 × 523 × 960

Equipment			
Automatic filling level shut-off	■	■	
Order no.	9.986-055.0	9.986-054.0	
Price			

■ Included in the scope of supply.

LIQUID AND SWARF VACUUMS



The reliable vacuum with air flow reversal

The powerful liquid vacuum has two bypass motors. Liquids that have been vacuumed up can be released very quickly using the air flow reversal function.



1 Convenient air flow reversal function

- The air stream can be switched over. This makes it easy to empty the container.

2 2 electronically controlled tangential blowers

- 2 blowers for high suction power. The machine switches off automatically when the container is full.

IVL 50/24-2

- Easy-to-use air reversal feature
- Electronic motor control
- Stainless steel container

Technical data			
Current type	Ph / V / Hz	1 / 220-240 / 50-60	
Rated input power during operation	kW	2.4	
Air flow rate	l/s / m³/h	112 / 403	
Vacuum	mbar / kPa	235 / 23.5	
Container capacity	l	50	
Filter area	m²	1	
Sound pressure level	dB(A)	73	
Cable length	m	8	
Nominal diameter of connection		ID 51	
Nominal diameter of accessory		ID 51	
Weight	kg	88	
Dimensions (L × W × H)	mm	980 × 650 × 1250	

Equipment			
Automatic filling level shut-off	■		
Order no.	1.573-952.0		
Price			

■ Included in the scope of supply.


EVERYTHING YOU NEED: THE RIGHT ACCESSORIES FOR ALL INDUSTRIES

The wide range of accessory parts offers almost unlimited applications. Even the hoses have the right diameter and structure for the material to be vacuumed and they can be extended with ease. All accessories are electrically conductive.



Table of contents: Industrial vacuum accessories

Accessory kits	Page	358
Suction hoses	Page	360
Nozzles	Page	364
Bends and suction tubes	Page	368
Containers and pre-separators	Page	370
Adapters and spare parts	Page	372
Filters and waste disposal bags	Page	374
Other accessories	Page	376








1 Nominal size designation of industrial vacuums

The nominal size designation of industrial vacuums indicates the accessory generation. Generation 1 with the designations ID 51 and 61 is suitable for IV and IVL vacuum cleaners. Generation 2 with the designations ID 42, 52 and 72 is suitable for IVC and IVR vacuum cleaners. The two accessory systems can be combined using adapters.

2 Accessories for Ex vacuums

All accessories for industrial vacuums are electrically conductive. The accessories for Ex vacuums are certified separately together with the vacuum cleaner. These vacuum cleaners may only be operated with specially designated accessories.

Hose assembly available by bulk stock


	Designation	Piece(s)	ID 42	ID 52	ID 72
	Suction hose available by bulk stock in the required material and length	1			
and	 ID 72 vacuum connector on selected hose diameter for IVC machine connection	1	6.902-178.0	6.902-177.0	6.902-173.0
or	 Connector for IVR and extension hoses	1	6.902-170.0	6.902-168.0	6.902-173.0
and	 Rotatable accessory adapter	1	6.902-172.0	6.902-169.0	6.902-175.0
and	 40-60 mm hose clamp	2	6.902-167.0	6.902-167.0	6.902-176.0
and	 Hose sleeve	2	6.902-171.0	6.902-166.0	6.902-174.0



IV ACCESSORY KITS



Kärcher's versatile industrial accessories are made from high-quality materials, facilitate working and ensure safe operation, even for sharp-edged waste like metal shavings.

[illegible]

☐ Available accessories. More Kärcher original accessories can be found on the following pages.

IV SUCTION HOSES



You can find the right hose for your application here. Ensure that you select the appropriate nominal diameter of accessories and hose length for the machine.

PVC	fine and light suction waste, e.g. plastic granulate, concrete dust
EVA	very light suction waste, entry-level applications, e.g. mineral dust
PU	liquid and abrasive suction waste, e.g. cooling lubricants, oil, swarf with liquid
ME	very hot, dry suction waste, e.g. slag
ME-PU	very abrasive suction waste with liquid, e.g. metal shavings with cooling lubricants

[illegible]

☐ Available accessories. More Kärcher original accessories can be found on the following pages.


[illegible]

☐ Available accessories. More Kärcher original accessories can be found on the following pages.


IV NOZZLES



For small or large surfaces, wet or dry suction material – the robust nozzles for industrial vacuums are designed for the toughest jobs.

[illegible]

□ Available accessories. More Kärcher original accessories can be found on the following pages.

[illegible]

☐ Available accessories. More Kärcher original accessories can be found on the following pages.

IV BENDS AND SUCTION TUBES



Bends and suction tubes for an ergonomic working posture while vacuuming.

[illegible]

□ Available accessories. More Kärcher original accessories can be found on the following pages.

IV CONTAINERS AND PRE-SEPERATORS



Choose the right container for your machine and application.

[illegible]

IV ADAPTERS AND SPARE PARTS




With Kärcher individual parts, you can construct your customised suction hose. Simply select the suction hose in the desired length and combine it with the connection pieces.

[illegible]

■ Included in the scope of supply. □ Available accessories. More Kärcher original accessories can be found on the following pages.

IV FILTERS AND WASTE DISPOSAL BAGS



Flat pleated filters save time, space and resources. Star and pocket filters have long working times and are particularly suitable for adhesive suction waste with a high level of residual moisture.

[illegible]

■ Included in the scope of supply. □ Available accessories. More Kärcher original accessories can be found on the following pages.

IV OTHER ACCESSORIES



By emptying with a crane or forklift truck you can quickly and easily empty filled containers up to 260 kg.



										IVS 100/75 M	IVS 100/55 M	IVS 100/40	IVS 100/40 M	IVS 100/75 Lp	IVS 100/55 Lp	IVS 100/40 Lp	IVR 100/40 Pf	IVM 60/30	IVM 60/36-3	IVR 50/40 Pf	IVR 40/30 Pf	IVR 40/15 Pf	IVC 60/30 Tact²	IVC 60/30 Ap	IVC 60/24-2 Tact²	IVC 60/24-2 Ap	IVC 60/24-2 Tact² M	IVC 60/30 Tact² Lp	IVC 60/12-1 Tact² Ec	IVM 60/30 M Z22	IVS 100/75 M Z22	IVS 100/55 M Z22	IVC 60/30 Ap M Z22	IVC 60/12-1 Ec H Z22	IVR-L 100/30		
Miscellaneous																																					
Remote control IVS 100	1	2.273-001.0	1 piece(s)				Remote control for IVS machines. For control panel with up to 30 m distance.	1		<input type="checkbox"/>	<input type="checkbox"/>		<input type="checkbox"/>	<input type="checkbox"/>	<input type="checkbox"/>																						
Crane and forklift emptying device	2	2.642-842.0	1 piece(s)				For container emptying of all IV and IVC containers with a crane or forklift truck. Empty using a crank mechanism. Max. 260 kg.	2									<input type="checkbox"/>	<input type="checkbox"/>					<input type="checkbox"/>	<input type="checkbox"/>	<input type="checkbox"/>	<input type="checkbox"/>	<input type="checkbox"/>	<input type="checkbox"/>	<input type="checkbox"/>	<input type="checkbox"/>	<input type="checkbox"/>	<input type="checkbox"/>		<input type="checkbox"/>	<input type="checkbox"/>		
IVC wide nozzle	3	2.642-864.0	1 piece(s)	ID 42	877 mm		For cleaning large areas. Height adjustable +/- 4 mm, 877 mm working width.	3															<input type="checkbox"/>	<input type="checkbox"/>	<input type="checkbox"/>	<input type="checkbox"/>	<input type="checkbox"/>	<input type="checkbox"/>	<input type="checkbox"/>	<input type="checkbox"/>							
Metal funnel IVS, IVC	4	5.013-097.0	1 piece(s)				IVS spacer with cone. For cyclone-like pre-separation of suction waste.	4		<input type="checkbox"/>	<input type="checkbox"/>	<input type="checkbox"/>	<input type="checkbox"/>	<input type="checkbox"/>	<input type="checkbox"/>	<input type="checkbox"/>																<input type="checkbox"/>	<input type="checkbox"/>				
Cable drum with 25 m cable	5	9.982-080.0	1 piece(s)				AC cable drum with 25 m cable, for fixing in accessories holder 6.645-412.0.	5		<input type="checkbox"/>	<input type="checkbox"/>	<input type="checkbox"/>	<input type="checkbox"/>	<input type="checkbox"/>	<input type="checkbox"/>	<input type="checkbox"/>	<input type="checkbox"/>			<input type="checkbox"/>	<input type="checkbox"/>	<input type="checkbox"/>	<input type="checkbox"/>	<input type="checkbox"/>	<input type="checkbox"/>			<input type="checkbox"/>							<input type="checkbox"/>		
Power cable storage compartment	6	5.037-240.0	1 piece(s)				For hanging the power cord on the push handle.	6		<input type="checkbox"/>	<input type="checkbox"/>	<input type="checkbox"/>	<input type="checkbox"/>	<input type="checkbox"/>	<input type="checkbox"/>	<input type="checkbox"/>		<input type="checkbox"/>	<input type="checkbox"/>					<input type="checkbox"/>	<input type="checkbox"/>	<input type="checkbox"/>	<input type="checkbox"/>	<input type="checkbox"/>	<input type="checkbox"/>	<input type="checkbox"/>	<input type="checkbox"/>	<input type="checkbox"/>					
IVC accessories holder	7	4.645-412.0	1 piece(s)				For attaching IVC accessories with nominal widths ID 42 and ID 52. Attaches to IVC frame.	7		<input type="checkbox"/>	<input type="checkbox"/>	<input type="checkbox"/>	<input type="checkbox"/>	<input type="checkbox"/>	<input type="checkbox"/>	<input type="checkbox"/>	<input type="checkbox"/>	<input type="checkbox"/>					<input type="checkbox"/>	<input type="checkbox"/>	<input type="checkbox"/>	<input type="checkbox"/>	<input type="checkbox"/>	<input type="checkbox"/>	<input type="checkbox"/>	<input type="checkbox"/>	<input type="checkbox"/>						
IVC drip tray	8	5.039-065.0	1 piece(s)				For collecting dirt residues from the floor nozzle.	8															<input type="checkbox"/>	<input type="checkbox"/>	<input type="checkbox"/>	<input type="checkbox"/>	<input type="checkbox"/>	<input type="checkbox"/>	<input type="checkbox"/>	<input type="checkbox"/>							
Accessories for Ringler machines																																					
Pre-separator station RI 300	9	9.982-235.0					Pre-separation system RI 300; with cover, with or without float ball as overflow protection, emptying hose filling level indicator, moveable and tilting, forklift transport for liquids and shavings.	9									<input type="checkbox"/>	<input type="checkbox"/>					<input type="checkbox"/>	<input type="checkbox"/>	<input type="checkbox"/>	<input type="checkbox"/>	<input type="checkbox"/>	<input type="checkbox"/>	<input type="checkbox"/>	<input type="checkbox"/>							

☐ Available accessories. More Kärcher original accessories can be found on the following pages.

DRY VACUUM CLEANERS FOR PROFESSIONAL MAINTENANCE CLEANING

Our dry vacuum cleaners have to pass stringent tests before we let them leave the factory. These machines are extremely lightweight, robust, durable and quiet. They have been specially developed for professional use in hotels, offices and retail, and they satisfy the highest requirements in the professional building cleaning sector. Our new battery-powered vacuum cleaners are now also considerably more powerful, meaning you can achieve the same excellent cleaning results you get from mains-operated machines – only cordlessly and flexibly.



Table of contents: Dry vacuum cleaners

Dry vacuum cleaners	Page	384
Battery-operated dry vacuum cleaners	Page	394
Backpack vacuums	Page	395
Battery-powered handheld vacuum cleaners	Page	396
Battery-powered electric brooms	Page	398
Upright brush-type vacuum cleaners	Page	400
Accessories	Page	408



ecoefficiency dry vacuum cleaners

Our dry vacuum cleaners with eco!efficiency function consume less and do more. And they are quiet enough for use in noise-sensitive areas.

Battery-operated dry vacuum cleaners

Flexibility without compromise or power cords: our battery-operated dry vacuum cleaners.

Battery-powered handheld vacuum cleaners

Our innovation for powerful cleaning without a power cord. With compatible accessories for building cleaning, industry and the automotive sector.

How to read the machine names:

Model	Container capacity Working width	Turbines	Type and equipment	Configuration options
Example: T Example: CV Example: EB Example: HV	15 38 30 1	1 2 1 1	ecoefficiency Adv	 Li-ion Bp Fs
T = Dry vacuum cleaner BV = Backpack Vacuum EB = Electric Broom (battery-powered) CV = Carpet Vacuum, upright brush-type vacuum cleaner HV = Handheld Vacuum (battery-powered)	In machine names for dry vacuum cleaners with a combination of numbers, the first number indicates the container capacity (in litres). For EB and CV machines , the first number indicates the working width of the roller brush (in centimetres).	In machine names with a combination of numbers, the second number indicates the number of turbines.	Without designation = Standard equipment Classic = Basic equipment Adv = Advanced, with additional equipment RS = Ride-on/step-on machine ecoefficiency = Machine with eco!efficiency function	Bp = Battery-powered Pack = Package (battery and battery charger included in the scope of supply) Li-ion = Lithium-ion battery As = Automotive set Cs = Construction set Fs = Facility set

DRY VACUUM CLEANERS: INDEPENDENT AND QUIET

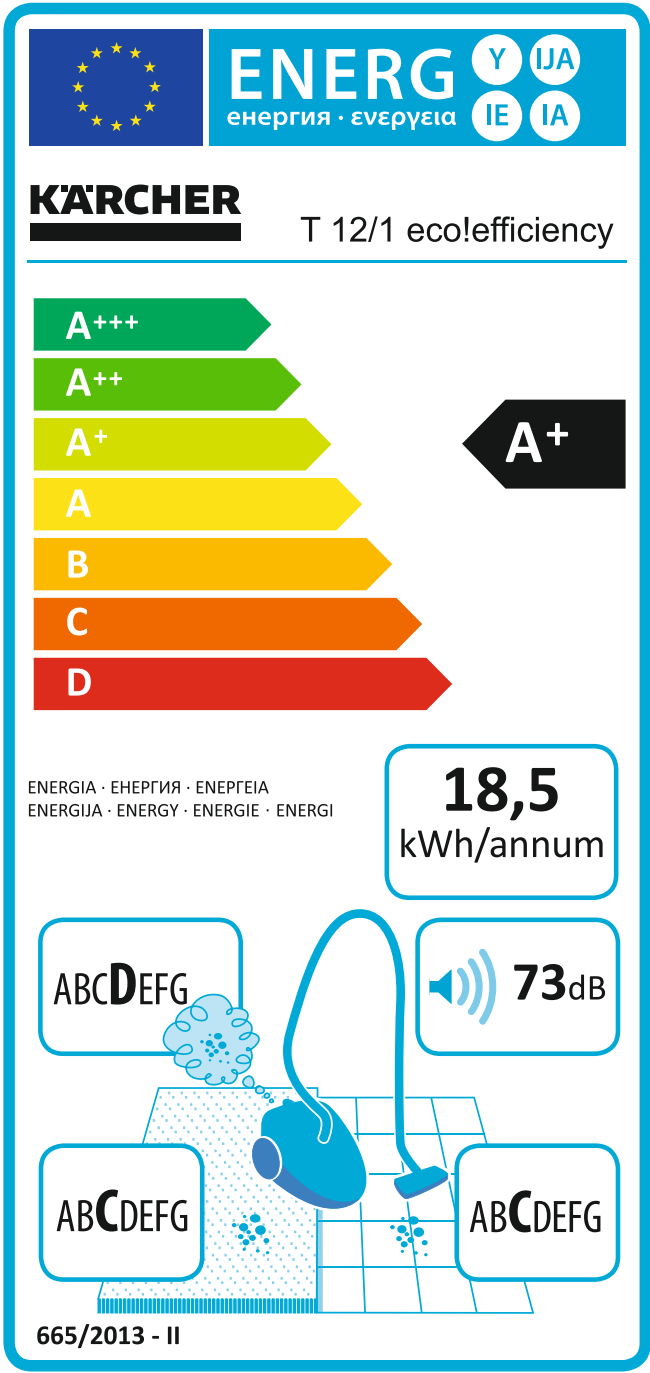
In many industries, it's the intelligent solutions that count, such as significantly quieter operation, easy and quick cable replacement and complete accessory integration. These are the features of Kärcher dry vacuum cleaners that impress professional operators such as building service contractors or cleaning personnel in hotels and retail.

	Order no.	Container capacity (l)	Air flow rate (l/s)	Vacuum (mbar / kPa)	Protection class	Antistatic bend	Energy efficiency class*	Annual energy consumption* in kWh/year	Carpet cleaning performance class	Hard floor cleaning performance class	Dust re-emission class	Sound power level dB(A)	Nominal power consumption (W)	Page
Dry vacuum cleaners														
T 15/1 eco!efficiency	1.355-246.0	15	46	185 / 18.5	II	■	A+	19	C	C	D	74	500	385
T 12/1 eco!efficiency	1.355-135.0	12	46	185 / 18.5	II	■	A+	18.5	C	C	D	73	500	385
T 10/1 eco!efficiency	1.527-413.0	10	46	185 / 18.5	II	■	A+	19	C	C	D	71	500	385
T 7/1 eco!efficiency	1.527-145.0	7	46	185 / 18.5	II	■	A+	19.1	C	C	E	75	500	385
T 15/1 HEPA	1.355-235.0	15	53	240 / 24	II	■	B	30	C	D	B	76	800	387
T 15/1	1.355-200.0	15	53	240 / 24	II	■	B	30.4	D	C	D	76	800	387
T 12/1	1.355-100.0	12	53	240 / 24	II	■	B	31.4	D	C	D	75	800	389
T 12/1 Hf	1.355-147.0	12	53	240 / 24	II	■	C	36	E	D	C	75	800	389
T 10/1 Adv	1.527-154.0	10	53	240 / 24	II	■	B	30.1	D	C	D	73	800	390
T 10/1	1.527-150.0	10	53	240 / 24	II	■	B	30.1	D	C	D	73	800	390
T 14/1 Classic	1.527-170.0	14	40	285 / 28.5	II	-	-	-	-	-	-	-	-	393
T 8/1 L	1.527-188.0	8	40	235 / 23.5	II	-	A	27	-	D	D	76	850	391
T 8/1 Classic	1.527-160.0	8	47	285 / 28.5	II	-	-	-	-	-	-	-	-	393
T 7/1 Classic	1.527-181.0	7.5	40	235 / 23.5	II	-	C	37.5	E	C	D	75	850	393
BV 5/1	1.394-200.0	5	53	240 / 24	II	■	B	30.5	D	C	C	76	800	395
Cordless machines														
T 9/1 Bp	1.528-111.0	9	46	207 / 20.7	II	■	-	-	-	-	-	-	650	394
BV 5/1 Bp	1.394-219.0	5	46	207 / 20.7	II	■	-	-	-	-	-	-	650	395
HV 1/1 Bp Fs	1.394-221.0	1	34	47 / 4.7	II	-	-	-	-	-	-	79	100	397
HV 1/1 Bp Cs	1.394-222.0	1	34	47 / 4.7	II	-	-	-	-	-	-	79	100	397
HV 1/1 Bp As	1.394-223.0	1	34	47 / 4.7	II	-	-	-	-	-	-	79	100	397
EB machines														
EB 30/1 Adv Li-Ion	1.545-127.0	1	-	-	III	-	-	-	-	-	-	-	-	399
EB 30/1 Li-Ion	1.545-126.0	1	-	-	III	-	-	-	-	-	-	-	-	399
Upright brush-type vacuum cleaners														
CV 60/2 RS Bp Pack	1.011-028.0	17	34	117 / 11.7	II	-	-	-	-	-	-	-	-	401
CV 60/2 RS	1.011-027.0	17	34	117 / 11.7	II	-	-	-	-	-	-	-	-	401
CV 66/2	1.012-585.0	35	2 × 52	143 / 14.3	II	-	-	-	-	-	-	-	-	403
CV 48/2 Adv	1.057-329.0	5.5	40	200 / 20	II	-	A+	21.8	D	-	F	80	850	405
CV 48/2	1.057-328.0	5.5	40	200 / 20	II	-	A+	21.8	D	-	F	80	850	405
CV 38/2 Adv	1.033-336.0	5.5	40	200 / 20	II	-	A	25.8	C	-	F	79	850	405
CV 38/2	1.033-335.0	5.5	40	200 / 20	II	-	A	25.8	C	-	F	79	850	405
CV 30/1	1.023-121.0	5.5	43	193 / 19.3	II	-	B	32.5	B	-	F	80	850	407

■ NEW
■ Included in the scope of supply.
* Indicative annual energy consumption (kWh per year) based on 50 cleaning processes. The actual annual energy consumption depends on how the machine is used.

THE EUROPEAN ENERGY LABEL FOR VACUUM CLEANERS

What Kärcher has long proven with our eco!efficiency vacuum cleaners is now law throughout Europe: successful cleaning with less power. The EU energy label for vacuum cleaners, applicable since 1st September 2017, limits the nominal power of mains-operated dry vacuum cleaners to a maximum of 900 watts. Every machine sold in Europe must have the EU energy label. Kärcher's "Standard" and "eco!efficiency" dry vacuum cleaner lines are powerful and efficient, giving customers everything they could possibly want.




A+ **Efficiency at a glance**
The efficiency class is a standardised classification applicable throughout Europe and is instantly recognisable. The classification from A+++ to D, which came into force on 1st September 2017, allows for direct comparison. Classification in an efficiency class depends on the annual energy consumption (AE), which is calculated from a range of different parameters. The power input of the vacuum cleaner is therefore particularly important, but cleaning power is part of the assessment criteria too.

18,5 kWh/annum **A reference for comparison**
The annual energy consumption (AE) is based on a defined number of cleaning processes (50 per year) in a standard living area (87 m²) and is indicated as a reference value on the energy label. This value must be < 43 kWh/a (Class D) and is highlighted on the energy label. The actual annual energy consumption depends on user behaviour, however, and in particular on the degree of soiling, the surface being cleaned and the frequency with which cleaning is carried out.

73dB **All the power without the noise**
Saving energy isn't the only thing that's good for the environment – reducing noise is too. A difference in the noise level of ± 3 dB(A) corresponds to twice or half the perceived noise level. This means that a vacuum cleaner with a sound power level of 77 dB(A) is perceived as being only half as loud as one with a maximum permissible level of 80 dB(A). By listing the sound power level, the energy label provides an additional objective aid to decision-making.

ABCDEFG **Vacuuming and retaining dust**
With vacuuming, the amount of dust emitted into the air is a crucial factor too. In addition to the cleaning performance, the quantity of dust that escapes from the vacuum ("dust re-emission") is also important and is classified on the energy label from A to G. The new limit for dust re-emission is < 1.00%.

ABCDEFG **Clean division between hard and soft**
The differences between cleaning hard floors and carpets are significant and the surfaces cannot be directly compared. The classes for hard floors and carpets are therefore shown separately. In addition to the energy efficiency class for universal vacuum cleaners, the hard floor cleaning performance class and carpet cleaning performance class are also shown on the energy label in classes from A to G. Special vacuum cleaners do not have a label for the other type of flooring. The minimum requirements for dust intake are $dpu_c \geq 75\%$ for carpets and $dpu_{HF} \geq 98\%$ for hard surfaces.



1 Visibly safe and reliable

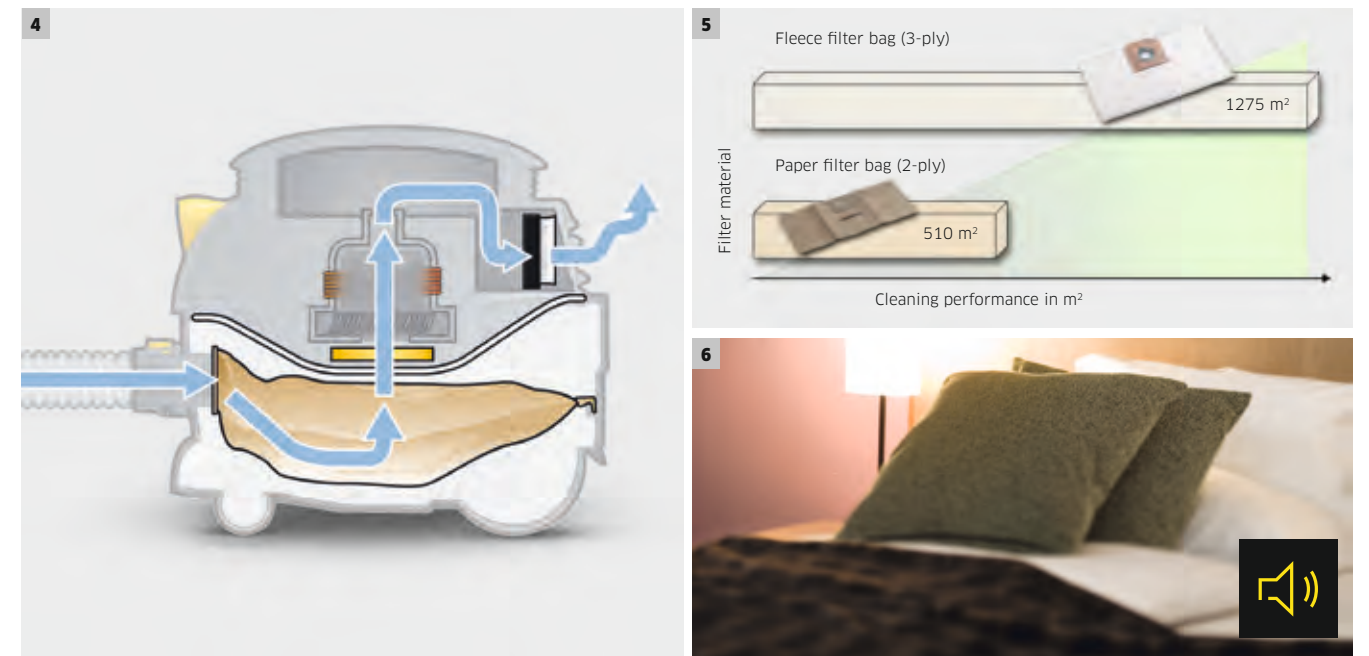
The yellow Highflex cord is extremely tough, flexible and twist-proof. Its bright colour makes it easy to see immediately, thus preventing tripping hazards.

2 It really works: doing more with less

Maximum cleaning power using 40 per cent less electricity. And much quieter too – a quarter of the normal noise level. Our eco!efficiency machines impressively demonstrate that eco-friendliness and efficiency can go hand in hand.

3 Lithium-ion technology

The powerful 36-Volt lithium-ion battery ensures that you can work for long periods without stopping yet with excellent cleaning performance, making our battery-powered machines as powerful as their mains-operated counterparts.



4 The six-stage filter system including HEPA

The six-stage filter system with three-ply fleece filter bag, permanent main filter, motor protection filter and exhaust/HEPA filter ensures a separation degree of up to 99.997 per cent for optimal dust separation in HEPA quality.

5 Fleece filter technology

Kärcher fleece filters achieve higher and more constant suction power than normal filters. Compared with conventional paper filter bags, they retain more than double the amount of dust – with a 10 per cent better separation degree too. Kärcher fleece filters are extremely tear-resistant and can therefore withstand sharp-edged items such as grit or paper clips. They also last longer and are more cost-effective overall.

6 Low operating noise


The noise level of our eco!efficiency machines has been significantly reduced by using sound-proofed motors and optimum flow ducts. This allows our vacuum cleaners to be used in noise-sensitive areas such as hotels, or during normal business hours.

DRY VACUUM CLEANER - 15 LITRES



The quietest in its class

Ideal for noise-sensitive areas like hotels, offices and hospitals:
the new T 15/1 is the quietest vacuum machine of its class at just
60 dB(A) - for noise-free, effortless cleaning.



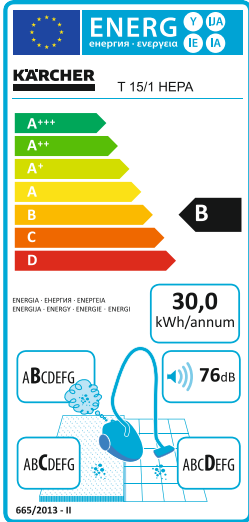
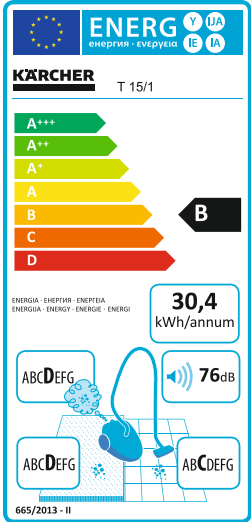
1 HEPA hygiene filter (EN 1882:1998)

- This vacuum cleaner features a Hepa filter (EN 1822:1998) for hygienically pure, particle-free exhaust air in hotels, hospitals, nurseries and many other areas.

2 Highflex power cable

- The yellow Highflex cable is extremely tough, flexible and anti-twist.

TECHNICAL DATA AND EQUIPMENT

T 15/1 HEPA			T 15/1		
<ul style="list-style-type: none"> ■ HEPA hygiene filter (EN 1882:1998) ■ Integrated accessory storage ■ Flexible cable 			<ul style="list-style-type: none"> ■ Integrated accessory storage ■ Integrated power cable/suction hose storage ■ Flexible cable 		
Technical data					
Energy efficiency class (out of A+++ to D)		B			
Air flow rate	l/s	53			
Vacuum	mbar / kPa	240 / 24			
Container capacity	l	15			
Rated input power	W	800			
Voltage	V	220-240			
Standard nominal width		ID 35			
Cable length	m	15			
Sound pressure level EN 60335-2-69 uncertainty K = 1 dB(A)	dB(A)	62			
Sound power level	dB(A)	76			
Weight	kg	8			
Dimensions (L × W × H)	mm	435 × 315 × 400			
Equipment					
Suction hose	m	2.5 / with bend			
Telescopic suction tube		standard			
Filter bag		fleece			
Permanent filter basket, fleece		-			
Permanent filter basket, nylon		■			
Switchable floor nozzle	mm	285			
Order no.		1.355-235.0	1.355-200.0		
Price					
■ Included in the scope of supply.					

CLASSIC DRY VACUUM CLEANERS

Simply practical: the T Classic range

With our Classic dry vacuum cleaners, we demonstrate how well high professional standards can now be met with entry-level machines. These ergonomically designed, robust machines are compact, versatile and powerful, yet extremely quiet – with a large container capacity for non-stop use. In short: they provide everything you need for maintenance cleaning.



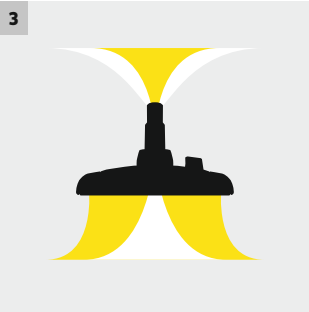
1 Low weight

- Compared to competitor models up to 50 percent lower weight with identical container volume.



2 Main filter basket for optimal dust separation

- The permanent main filter ensures optimum dust separation, allowing operation without a filter bag.



3 Maximum suction power with simultaneously minimal energy use

- Optimised airflow ensures excellent suction power, thus making oversized turbines superfluous.
- Compared to competitor models almost 25 percent lower power consumption.
- Higher suction power at the floor nozzle compared to competitor models with 25 percent lower power consumption.



4 Convenient foot switch

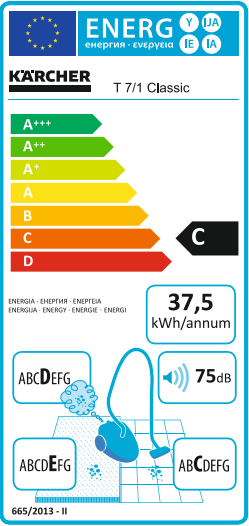
- No need to bend down: on/off foot switch for speed and ease of use.

TECHNICAL DATA AND EQUIPMENT

	T 14/1 Classic		T 8/1 Classic	
		■ Foot switch ■ Accessories holder ■ Cable hook		■ Foot switch ■ Accessories holder ■ Cable hook
Technical data				
Energy efficiency class (out of A+++ to D)		–		–
Air flow rate	l/s	47		47
Vacuum	mbar / kPa	285 / 28.5		285 / 28.5
Container capacity	l	14		8
Max. rated input power	W	1600		1600
Voltage	V	220–240		220–240
Standard nominal width		ID 35		ID 35
Cable length	m	7.5		7.5
Sound level (mains operation) EN 60335-2-69:2010 Uncertainty K = 1 dB(A)	dB(A)	69		69
Sound power level	dB(A)	–		–
Weight	kg	5.3		5
Dimensions (L × W × H)	mm	355 × 310 × 466		355 × 310 × 350
Equipment				
Suction hose	m	1.7		1.7
Suction tube, metal 2 × 0.5 m		■		■
Suction tube, plastic 3 × 0.35 m		–		–
Filter bag		Paper		Paper
Dry floor nozzle	mm	360		360
Crevise nozzle		■		■
Round brush		■		■
Upholstery nozzle		■		■
Order no.		1.527-170.0		1.527-160.0
Price				
■ Included in the scope of supply.				

T 7/1 Classic

		■ Extremely lightweight (< 3.5 kg) ■ Strong suction power ■ Low noise
Technical data		
Energy efficiency class (out of A+++ to D)		C
Air flow rate	l/s	40
Vacuum	mbar / kPa	235 / 23.5
Container capacity	l	7.5
Max. rated input power	W	max. 850
Voltage	V	220–240
Standard nominal width		ID 35
Cable length	m	7.5
Sound level (mains operation) EN 60335-2-69:2010 Uncertainty K = 1 dB(A)	dB(A)	62
Sound power level	dB(A)	75
Weight	kg	3.5
Dimensions (L × W × H)	mm	375 × 285 × 322
Equipment		
Suction hose	m	2 / with bend
Suction tube, metal 2 × 0.5 m		–
Suction tube, plastic 3 × 0.35 m		■
Filter bag		fleece
Dry floor nozzle	mm	270
Crevise nozzle		–
Round brush		–
Upholstery nozzle		–
Order no.		1.527-181.0
Price		
■ Included in the scope of supply.		




BATTERY-OPERATED DRY VACUUM



Battery-operated dry vacuum cleaner
T 9/1 Bp: cordless power without
compromise

With the new, extremely powerful battery-operated dry vacuum cleaner T 9/1 Bp, you will definitely not have to compromise on power and the quality of the cleaning results compared with mains-operated dry vacuum cleaners, and will benefit from the cordless flexibility of this machine. The powerful battery has a running time of 24 minutes in standard operation and 46 minutes in ecoefficiency mode.



- 1 eco!efficiency mode
- The eco!efficiency mode reduces the machine's energy requirements and noise level, and also extends its battery life.
- 2 Ergonomic bend
- The ergonomic bend sits comfortably in the hand and allows fatigue-free working over long periods of time.

T 9/1 Bp

- Lithium-ion battery (36 V) with battery charge display
- Quick charger
- Energy-saving eco!efficiency mode

Technical data		
Energy efficiency class (out of A+++ to D)		-
Air flow rate	l/s	46
Vacuum	mbar / kPa	207 / 20.7
Container capacity	l	9
Rated input power for battery operation	W	650
Voltage	V	220-240
Standard nominal width	ID 35	
Sound level EN 60335-2-69: 2010 uncertainty K = 1 dB(A)	dB(A)	62
Weight	kg	7.5
Dimensions (L × W × H)	mm	380 × 325 × 420
Equipment		
Suction hose	m	2.5 / with bend
Telescopic suction tube		standard
Filter bag		fleece
Washable nylon filter (main filter)		■
Switchable floor nozzle	mm	290
Order no.		1.528-111.0
Price		

■ Included in the scope of supply.

BACKPACK VACUUM.



Backpack vacuum BV 5/1 Bp:
the perfect solution for small spaces

In confined spaces, such as cinemas, buses, trains, aircraft or on stairs, the BV 5/1 Bp is practically unbeatable. Battery-operated, extremely powerful and featuring an ergonomic and patented carrying frame for maximum comfort, it is also very easy to use as all functions are controlled directly via the control panel on the waist harness.



- 1 Patented, ergonomic carrying frame
- Carrying frame with Air Stream Comfort system prevents irritating vibrations and heat build-up on the back.
- 2 Simple operation of all functions
- Control panel on the waist harness allows convenient control and monitoring of all functions.

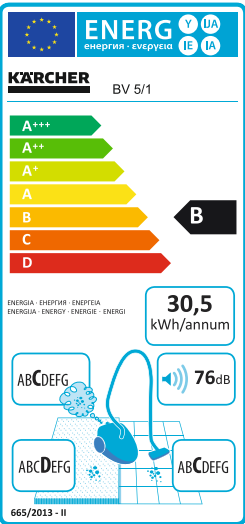
BV 5/1 Bp

BV 5/1

- Lithium-ion battery (36 V) with battery charge display
- Battery charge display on control panel
- Energy-saving eco!efficiency mode
- Clip system
- Air Stream Comfort carrying frame
- Parking position for floor nozzle

Technical data		
Energy efficiency class (out of A+++ to D)		B
Air flow rate	l/s	46
Vacuum (battery mode)	mbar / kPa	207 / 20.7
Vacuum	mbar / kPa	-
Container capacity	l	5
Nominal power	W	650
Voltage	V	220-240
Standard nominal width	ID 35	
Cable length	m	-
Sound pressure level EN 60335-2-69 uncertainty K = 1 dB(A)	dB(A)	57
Sound power level	dB(A)	-
Weight	kg	8.7
Dimensions (L × W × H)	mm	400 × 320 × 636
Equipment		
Suction hose	m	1.5 / with bend
Telescopic suction tube		standard
Filter bag		fleece
Washable nylon filter (main filter)		■
Switchable floor nozzle	mm	290
Order no.		1.394-219.0
Price		

■ Included in the scope of supply.



BATTERY-POWERED HANDHELD VACUUM CLEANER



Compact, strong, cordless!

Always close to hand, impressively strong suction power and convincing endurance: the battery-powered HV 1/1 Bp handheld vacuum cleaner for tradesmen and service providers in the building or vehicle cleaning industry. It has various attachments and is therefore suitable for a multitude of specific cleaning tasks – from furniture cleaning to removing drilling dust during installation work.



1 With large filter area and efficient turbine

- Strong cleaning performance on all surfaces.



2 Compact, lightweight and flexible to use

- Permits working in all directions (360° application).



3 With our efficient eco!efficiency mode

- Saves energy and extends battery life.
- Reduces operating noise.



4 Lithium-ion battery technology with battery charge display

- See the battery charging state at a glance.

TECHNICAL DATA AND EQUIPMENT

		HV 1/1 Bp Fs	HV 1/1 Bp Cs	HV 1/1 Bp As
		■ Application-specific accessories for building cleaning service providers ■ Energy-saving eco!efficiency mode ■ Time-saving quick charger	■ Application-specific accessories for tradesmen ■ Energy-saving eco!efficiency mode ■ Time-saving quick charger	■ Application-specific accessories for vehicle interior cleaning service providers ■ Energy-saving eco!efficiency mode ■ Time-saving quick charger
Technical data				
Air flow rate	l/s	33	33	33
Vacuum	mbar / kPa	47 / 4.7	47 / 4.7	47 / 4.7
Container capacity	l	0.9	0.9	0.9
Nominal power	W	115	115	115
Voltage	V	18	18	18
Sound pressure level EN 60335-2-69 uncertainty K = 1 dB(A)	dB(A)	69	69	69
Weight	kg	1.8	1.8	1.8
Dimensions (L × W × H)	mm	305 × 115 × 291	305 × 115 × 291	305 × 115 × 291
Equipment				
Battery		■	■	■
Suction brush		■	■	-
Crevice nozzle		■	■	■
Suction pipe, plastic 2 × 0.5 m		■	-	-
Floor nozzle		■	-	-
Upholstery nozzle		■	-	-
Car interior suction nozzle		-	-	■
Flexible suction hose		-	■	■
Carrying strap		-	■	-
Order no.		1.394-221.0	1.394-222.0	1.394-223.0
Price				

■ Included in the scope of supply.

BATTERY-POWERED ELECTRIC BROOM



As quiet as it is thorough:
the electric broom

When cleaning has to be fast and thorough, our whisper-quiet electric brooms are there to help. Equipped with lithium-ion technology, they offer a battery performance of 82 minutes for carpets and up to 104 minutes for hard surfaces. Replacement battery and BC 1/1.8 quick charger included for uninterrupted use.



1 Quick charger

- Short charging time, long run time: the BC 1/1.8 quick charger fully charges batteries in only 65 minutes.



2 Easy battery replacement

- The powerful lithium-ion battery is easy to remove and change in a few simple steps.



3 Brush replacement without tools

- The roller brush can be removed without tools for easier cleaning.

TECHNICAL DATA AND EQUIPMENT

		EB 30/1 Adv Li-Ion	EB 30/1 Li-Ion
		■ Lithium-ion technology ■ High-performance batteries ■ Quick charger	■ Lithium-ion technology ■ Parking position ■ Removable roller brush
Technical data			
Working width	mm	300	300
Container capacity	l	1	1
Voltage	V	220-240	220-240
Sound pressure level EN 60335-2-69 uncertainty K = 1 dB(A)	dB(A)	56	56
Operating time (textile/hard surface)	min / min	82 / 104	41 / 52
Battery charging time	h	1	5
Weight	kg	2.8	2.8
Dimensions (L × W × H)	mm	250 × 300 × 1340	250 × 300 × 1340
Equipment			
Battery 7.2 V/2.6 Ah		■	■
Replacement battery 7.2 V / 2.6 Ah		■	-
Plug, power supply, BC 1/0.45 charger		-	■
Quick charger BC 1/1.8		■	-
Roller brush, standard		■	■
Order no.		1.545-127.0	1.545-126.0
Price			

■ Included in the scope of supply.

UPRIGHT BRUSH-TYPE VACUUM CLEANER - 60 CM WORKING WIDTH

TECHNICAL DATA AND EQUIPMENT

Flexible all-round talent

Compact, innovative upright brush-type vacuum cleaner with a small turning circle. Ideal for carpets and hard surfaces. With contra-rotating roller brushes, side brushes, suction tube and HEPA filter (optional accessories). Convenient on-board battery charger.



1 Contra-rotating roller brush system

- For hard and textile floor coverings - without brush replacement. The rollers adjust automatically to any floor covering.



2 Suction tube with extra long hose

- The suction tube allows easy step and corner cleaning, even in hard-to-reach places. The hose can also be lengthened as required.



3 The machine can be fully opened

- Easy replacement of battery and filter bag.
- Very easy to service.



4 Slim design

- Extremely manoeuvrable.
- Fits in any lift - ideal for cleaning in multi-storey buildings.

CV 60/2 RS Bp

CV 60/2 RS

- For hard floors and textile floor coverings
 - Stretchable suction hose with removable suction tube
 - Including battery and built-in charger
- For hard floors and textile floor coverings
 - Stretchable suction hose with removable suction tube
 - Built-in charger included in delivery

Technical data

Working width	mm	610	610
Air flow rate	l/s	34	34
Vacuum	mbar / kPa	117 / 11.7	117 / 11.7
Container capacity	l	17	17
Max. rated input power	W	1224	1224
Voltage	V	36	220-240
Standard nominal width		ID 32	ID 32
Cable length		-	-
Sound pressure level EN 60335-2-69 uncertainty K = 1 dB(A)	dB(A)	68	68
Brush motor power	W	373	373
Weight	kg	203	123
Dimensions (L x W x H)	mm	1120 x 622 x 1316	1120 x 622 x 1316

Equipment

Crevice nozzle and upholstery nozzle	■ / ■	■ / ■
Suction tube, detachable	■	■
Corrugated suction hose, removable	■	■
Filter bag	Paper	Paper
Filter status indicator	■	■
Roller brush	piece(s) 2	2
Order no.	1.011-028.0	1.011-027.0
Price		

■ Included in the scope of supply.

UPRIGHT BRUSH-TYPE VACUUM CLEANER - 66 CM WORKING WIDTH



Large areas cleaned efficiently

The CV 66/2 with contra-rotating roller brush system is ideal for efficient and thorough cleaning of large carpeted areas. Ideal for hotels, airports and municipal use.



1 Easy filter replacement.

■ The filter system is easily accessible for quick and easy replacement.



2 Contra-rotating roller brush system

■ The innovative contra-rotating roller brush system cleans deep into the fibres and raises the pile.



3 Always ready to use.

■ The hook is rotatable for easy removal of the power cable.

TECHNICAL DATA AND EQUIPMENT

CV 66/2

■ Contra-rotating roller brush system

■ Height-adjustable handle

■ 2 fixed and 1 adjustable power cable hooks

Technical data

Working width	mm	660
Air flow rate	l/s	2 × 52
Vacuum	mbar / kPa	143 / 14.3
Container capacity	l	35
Max. rated input power	W	1650
Voltage	V	220-240
Cable length	m	20
Sound pressure level EN 60335-2-69 uncertainty K = 1 dB(A)	dB(A)	73
Brush motor power	W	400
Weight	kg	72
Dimensions (L × W × H)	mm	1120 × 790 × 1330

Equipment

Crevice nozzle and upholstery nozzle	- / -
Suction tube, detachable	-
Stretchable suction hose	-
Filter bag	Paper
Filter status indicator	■
Roller brush, quantity	piece(s) 2
Order no.	1.012-585.0
Price	

■ Included in the scope of supply.

UPRIGHT BRUSH-TYPE VACUUM CLEANER -
48-38 CM WORKING WIDTH



Fast, thorough, comfortable,
service-friendly

Large carpet areas in retail, offices and the hotel and gastronomy sector require particularly thorough and fast care and maintenance. Our twin-motor upright brush-type vacuum cleaners with generous working widths are the ideal choice here. With brush overload protection, comfortable handling and thanks to the quick-change system for power cable and roller brush also very service-friendly.



1 Indicator light

- The indicator light shows when the roller brush needs to be adjusted to achieve optimum cleaning results.



2 Quick-change system for power cable

- Time- and cost-saving replacement of power cable without any prior knowledge.



3 Flexible cleaning option

- The stretchable suction hose can be removed easily, meaning that blockages can be removed quickly and effortlessly.



4 Brush replacement without tools

- Rapid change of roller brush without the need for any tools.

TECHNICAL DATA AND EQUIPMENT

CV 48/2 Adv			CV 48/2		
<div><div></div><div>Visual brush adjustment aid</div><div>Flexible cable</div><div>2 motors</div></div>			<div><div></div><div>Visual brush adjustment aid</div><div>Electronic brush overload protection</div><div>2 motors</div></div>		
Technical data					
Energy efficiency class (out of A+++ to D)		A+			
Working width	mm	480	480		
Air flow rate	l/s	40	40		
Vacuum	mbar / kPa	200 / 20	200 / 20		
Container capacity	l	5.5	5.5		
Rated input power	W	850	850		
Voltage	V	220-240	220-240		
Standard nominal width		ID 35	ID 35		
Cable length	m	12	12		
Sound pressure level EN 60335-2-69 uncertainty K = 1 dB(A)	dB(A)	65	65		
Sound power level	dB(A)	80	80		
Brush motor power	W	150	150		
Weight	kg	10	10		
Dimensions (L x W x H)	mm	1215 x 485 x 350	1215 x 485 x 350		
Equipment					
Crevice nozzle and upholstery nozzle	■ / ■		■ / ■		
Suction tube, detachable	■		■		
Stretchable suction hose, removable	■		■		
Filter bag	fleece		fleece		
Filter status indicator	■		■		
Roller brush	piece(s)	1	1		
Order no.	1.057-329.0		1.057-328.0		
Price					
■ Included in the scope of supply.					
CV 38/2 Adv			CV 38/2		

CV 38/2 Adv			CV 38/2		
<div><div></div> Visual brush adjustment aid</div> <div><div></div> Flexible cable</div> <div><div></div> 2 motors</div>			<div><div></div> Visual brush adjustment aid</div> <div><div></div> Electronic brush overload protection</div> <div><div></div> 2 motors</div>		
Technical data					
Energy efficiency class (out of A+++ to D)	A				
Working width	mm	380			
Air flow rate	l/s	40			
Vacuum	mbar / kPa	200 / 20			
Container capacity	l	5.5			
Rated input power	W	850			
Voltage	V	220-240			
Standard nominal width		ID 35			
Cable length	m	12			
Sound pressure level EN 60335-2-69 uncertainty K = 1 dB(A)	dB(A)	65			
Sound power level	dB(A)	79			
Brush motor power	W	150			
Weight	kg	9.5			
Dimensions (L x W x H)	mm	1215 x 390 x 350			
Equipment					
Crevice nozzle and upholstery nozzle	■ / ■		■ / ■		
Suction tube, detachable	■		■		
Stretchable suction hose, removable	■		■		
Filter bag	fleece		fleece		
Filter status indicator	■		■		
Roller brush	piece(s)	1	1		
Order no.	1.033-336.0		1.033-335.0		
Price					
■ Included in the scope of supply.					

UPRIGHT BRUSH-TYPE VACUUM CLEANER - 38-30 CM WORKING WIDTH



Brush and vacuum: thorough carpet cleaning

On the one hand upright brush-type vacuum cleaners are classic vacuum cleaners. On the other hand they have an electrically driven brush that does two jobs: it removes stubborn dirt such as hair from the fibres. And also straightens the fibres again so that the carpet is freshly brushed. Thanks to the quick-change system for power cable and roller brush, our machines are also very service-friendly.



1 Manual roller brush adjustment

- Thanks to the height adjustment, the roller brush can be adjusted to any carpet pile height.



3 Quick-change system for power cable

- Time- and cost-saving replacement of power cable without any prior knowledge.



4 Patented centrifugal coupling

- For longer service life: the innovative patented centrifugal coupling protects the whole brush head from being overloaded, thereby avoiding high service costs.



TECHNICAL DATA AND EQUIPMENT

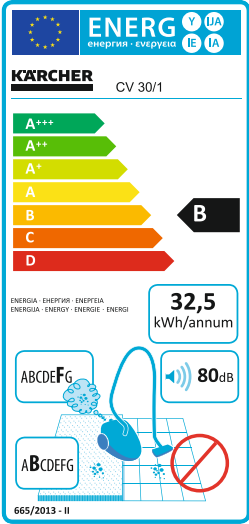
CV 30/1

- Height-adjustable handle
- Manual roller brush adjustment
- Rubber bumper

Technical data		
Energy efficiency class (out of A+++ to D)		B
Working width	mm	300
Air flow rate	l/s	43
Vacuum	mbar / kPa	193 / 19.3
Container capacity	l	5.5
Rated input power	W	850
Voltage	V	220-240
Standard nominal width		ID 35
Cable length	m	12
Sound pressure level EN 60335-2-69 uncertainty K = 1 dB(A)	dB(A)	66
Sound power level	dB(A)	80
Weight		8.4
Dimensions (L × W × H)	mm	423 × 311 × 1200

Equipment		
Crevice nozzle and upholstery nozzle		■ / ■
Suction tube, detachable		■
Stretchable suction hose		■
Filter bag		fleece
Filter status indicator		■
Roller brush, quantity	piece(s)	1
Order no.		1.023-121.0
Price		

- Included in the scope of supply.



SMALL EXTRAS, BIG EFFECT

Our extensive range of dry vacuum cleaner accessories makes your day-to-day work even easier and more efficient. Thanks to integrated storage – on or in the machine itself – accessories are always within easy reach and can be stored quickly and safely ready for the next time. Dry vacuum cleaners form a perfectly coordinated system with suction nozzles, hoses and suction tubes for typical applications. The visible result? Exemplary cleaning processes and uncompromising cleanliness.



Table of contents: Dry vacuum cleaner and carpet cleaner accessories	
Filters	Page 410
Suction nozzles, suction tubes and bends	Page 412
Connecting adapters	Page 416
Suction hoses	Page 418
Other accessories	Page 420



- 1 Simultaneous vacuuming and brushing**

With the ESB 28 and ESB 34 electrical suction brushes, carpets can be thoroughly vacuumed and brushed at the same time.
- 2 Healthy air**

Kärcher HEPA filters ensure that the exhaust air is perfectly hygienic, for example in hotels, hospitals and nurseries.

- 3 Bagless filtration**

Kärcher permanent filters allow you to vacuum without a filter bag.
- 4 Better filtration for more efficiency**

Kärcher fleece filter bags are more economical: double the dust intake capacity of paper filter bags, a 10 per cent higher separation degree and a long service life reduces material costs considerably.

FILTERS



Large filter bag volume with compact construction style – a principle followed by Kärcher with every new development. The result: outstanding efficiency, low maintenance costs and long operating time.



		Order no.	Quantity	Price	Description			T 15/1 eco	T 12/1 eco	T 10/1 eco	T 7/1 eco	T 15/1 HEPA	T 15/1	T 12/1	T 12/1 Hf	T 10/1 Adv	T 10/1	T 8/1 L	T 7/1 Classic	T 14/1 Classic	T 8/1 Classic	T 9/1 Bp	BV 5/1 Bp	BV 5/1	CV 60/2 RS Bp	CV 60/2 RS	CV 66/2
Paper filter bags (two-ply)																											
Paper filter bag	1	9.755-253.0	10 piece(s)		Paper filter bag for dust-free disposal.	1														■							
Paper filter bag	2	9.755-252.0	10 piece(s)			2															■						
Paper filter bags	3	8.634-104.0	10 piece(s)		17-litre filling capacity.	3																			■	■	
	4	6.904-333.0	10 piece(s)		Dust class M.	4			□	□						□	□					□					
Paper filter bags, bulk pack	5	6.904-337.0	300 piece(s)		Dust class M. Bulk value pack.	5			□	□						□	□					□					
Paper filter bags	6	6.904-312.0	10 piece(s)		Dust class M.	6			□																		
Paper filter bags, bulk pack	7	6.904-318.0	200 piece(s)		Dust class M. Bulk value pack.	7			□																		
	8	6.907-016.0	200 piece(s)			8			□			□	□														
Paper filter bags	9	6.907-019.0	10 piece(s)		Set (10 pieces) of paper filter bags (BIA C dust class M) for use in all commercial dry vacuum cleaners.	9			□			□	□														
	10	6.904-403.0	10 piece(s)		Dust class M.	10			□														□	□			
	11	8.621-509.0	10 piece(s)		Two-ply, for low-dust disposal.	11																					■
Paper filter bags	12	6.904-370.0	10 piece(s)		Affordable paper filter bag for dust-free disposal.	12			□	□							□					□					
Fabric filter bag																											
Fabric filter bag	13	6.904-425.0	1 piece(s)		Cotton, washable (40°C).	13																	□	□			
	14	6.904-316.0	1 piece(s)		Cotton, washable (40°C), reusable.	14			□	□	□	□	□	□	□		□	□				□	□	□			
Fleece filter bags (three-ply)																											
Fleece filter bags	15	6.904-084.0	10 piece(s)		Fleece filter bags (10 pieces). Tear-resistant, 3-ply fabric approved for dust class M.	15													■	■							
	16	6.904-335.0	10 piece(s)		Fleece filter bag, tear-resistant, dust class M.	16				■													■	■	■		
Fleece filter bags, bulk value pack	17	6.904-336.0	300 piece(s)		Fleece filter bag, tear-resistant, dust class M. Bulk value pack.	17				□												□	□	□			
Fleece filter bags	18	6.904-315.0	10 piece(s)		Fleece filter bag, tear-resistant, dust class M.	18			■	■					■	■	■	■									
Fleece filter bags, bulk value pack	19	6.904-321.0	200 piece(s)		Fleece filter bag, tear-resistant, dust class M. Bulk value pack.	19			□	□					□		□	□									
Fleece filter bags	20	6.907-017.0	10 piece(s)		Fleece filter bag, tear-resistant, dust class M.	20			■			■	■														
Fleece filter bags, bulk value pack	21	6.907-018.0	200 piece(s)		Fleece filter bag, tear-resistant, dust class M. Bulk value pack.	21			□			□	□														
HEPA, dust class H filter																											
Filter packaged HEPA	22	6.414-080.0	1 piece(s)		Optional HEPA filter box (paper/plastic) for use instead of the standard blower air filter box. Increases the filter capacity and improves the blower air.	22			□	□		■	□	□									□	□			
HEPA filter cartridge	23	8.634-529.0	1 piece(s)		HEPA filter cartridge with carbon content for dust-free and odour-reduced exhaust air recirculation.	23																			□	□	
HEPA flat pleated filter	24	6.414-801.0	1 piece(s)		HEPA filter cartridge, paper/plastic (HEPA 12).	24			□	□		■	□	□									□	□			
Main filter baskets																											
Permanent main filter basket	25	2.889-099.0	1 piece(s)		Extra strong fleece material.	25													■	■							
filter basket	26	5.731-658.0	1 piece(s)		Nylon, washable up to 40 °C	26														■	■						
Permanent main filter basket	27	5.731-649.0	1 piece(s)		Reinforced polyester needle fleece, washable up to 40°C.	27				■	■					■	□										
	28	5.731-624.0	1 piece(s)		Nylon, washable up to 40 °C.	28				□	□							■									
	29	4.731-011.0	1 piece(s)		Reinforced polyester needle fleece, washable up to 40°C.	29			■	■			□	□	□	■											
	30	5.731-640.0	1 piece(s)		Nylon, washable up to approx. 40°C.	30						■	■	■													
	31	5.731-632.0	1 piece(s)			31																	■	■			
	32	5.731-628.0	1 piece(s)			32																■					
Exhaust air filter																											
Filter foam	33	6.414-765.0	3 piece(s)		Standard exhaust filter.	33			■	■	■																
Motor protection filter set	34	2.889-119.0	3 piece(s)		Motor protection filter, removable fleece, which can be replaced when heavily soiled.	34													■	■							
Standard exhaust filter	35	6.414-802.0	3 piece(s)		Standard exhaust filter.	35						□	■	■	■	■	■	■					■	■			
Motor protection filter	36	6.414-611.0	5 piece(s)		Change the motor filter and interchangeable fleece when heavily soiled.	36			■	■	■	■	■	■	■	■	■	■					■	■			

■ Included in the scope of supply. □ Available accessories. More Kärcher original accessories can be found on the following pages.

SUCTION NOZZLES, SUCTION TUBES AND BENDS



The right nozzle can considerably improve cleaning performance. Carpets regain their quality appearance and hard surfaces are left completely dust-free.



											T 15/1 ecoefficiency	T 12/1 ecoefficiency	T 10/1 ecoefficiency	T 7/1 ecoefficiency	T 15/1 HEPA	T 15/1	T 12/1	T 12/1 HF	T 10/1 Adv	T 10/1	T 8/1 L	T 7/1 Classic	T 14/1 Classic	T 8/1 Classic	T 9/1 Bp	BV 5/1 Bp	BV 5/1	HV 1/1 Bp Fs	HV 1/1 Bp Cs	HV 1/1 Bp As	CV 60/2 RS Bp	CV 60/2 RS	CV 66/2		
		Order no.	Quantity	ID	Length	Width	Price	Description																											
Turbo nozzles																																			
Turbo upholstery nozzle	1	2.860-113.0	1 piece(s)	ID 32		160 mm		Upholstery nozzle, plastic, with reduction bushing ID 35/32.	1		□	□	□	□	□	□	□		□	□							□								
Turbo floor nozzle	2	2.860-114.0	1 piece(s)	ID 32		270 mm		Floor nozzle, plastic, with reduction bushing ID 35/32, 270mm.	2		□	□	□	□	□	□	□		□	□							□								
Upholstery nozzles																																			
Upholstery nozzle NW 35	3	6.905-998.0						Plastic upholstery nozzle.	3		■	□	□	□	■	■	□	□	□	□	□	□				■	■	■	■						
Upholstery nozzle	4	9.770-605.0	1 piece(s)	ID 35		120 mm		Plastic upholstery nozzle.	4													□	■	■			■								
Floor nozzles																																			
Floor nozzle	5	9.770-606.0	1 piece(s)	35		260 mm		Plastic, switchable, 260 mm.	5														■	■											
Floor nozzle	6	2.889-220.0 ■	1 piece(s)	ID 35	220 mm			Floor nozzle, NW 35, width: 220 mm.	6																				■						
Combi-nozzles, dry																																			
Combi-nozzle	7	2.889-179.0	1 piece(s)	ID 35		295 mm		Plastic floor nozzle, NW 35 switchable.	7		■	■	■	■																					
Parquet nozzle	8	2.889-196.0	1 piece(s)	ID 35		360 mm		Parquet nozzle with wide working width.	8		□	□	□	□	□	□	□	□	□	□	□	□					□								
	9	2.889-197.0	1 piece(s)	ID 35		300 mm			9		□	□	□	□	□	□	□	□	□	□	□	□					□								
Parquet nozzle	10	6.905-078.0 ■	1 piece(s)	ID 32		360 mm		Parquet nozzle NW 32 with generous 360 mm working width.	10		□	□	□	□	□	□	□	□	□	□	□					□									
Combi-nozzle	11	2.889-129.0	1 piece(s)	ID 35		295 mm		Plastic floor nozzle, ID 35 and switchable.	11					■	■	■	■	■	■							■	■	■							
	12	2.840-038.0	1 piece(s)	ID 35		300 mm		Switchable plastic floor nozzle (combi-nozzle) with internal connecting taper ID 35.	12																										
Combi-nozzle	13	6.907-496.0	1 piece(s)	ID 35		270 mm		Made of plastic, switchable and equipped with ID 35 connection.	13														■												
Combi-nozzle	14	6.907-410.0	1 piece(s)	ID 32		270 mm		Plastic, ID 32, switchable.	14					□	□	□	■										□								
Radiator brushes																																			
Radiator brush	15	6.903-034.0	1 piece(s)	ID 35				Plastic, for crevice nozzle (6.900-385.0).	15		□		□	□	□	□	□	□	□	□	□						□								
Crevice nozzles																																			
Crevice nozzle	16	2.889-130.0	1 piece(s)	ID 35	210 mm			Plastic crevice nozzle.	16		■	□	□	□	■	■	□	□	□	□	□	□				■	■	■	■	■	■				
Crevice nozzle	17	2.840-039.0	1 piece(s)	ID 35	195 mm			Plastic crevice nozzle for industrial dry vacuum cleaners.	17																										
Crevice nozzle	18	9.770-638.0	1 piece(s)	ID 35	350 mm			Plastic.	18																										
	19	9.770-607.0	1 piece(s)	ID 35	213 mm			Plastic crevice nozzle.	19																										
Car nozzle	20	6.906-385.0	1 piece(s)	ID 35		90 mm		Plastic.	20																								■		
Crevice nozzle	21	6.903-403.0	1 piece(s)	ID 32	210 mm				21		□		□	□																			■	■	
Electric brushes																																			
ESB 28 electric suction brush	22	2.641-815.0	1 piece(s)	ID 32		280 mm		ESB 28 with suction hose, electric cord and telescopic vacuum tube, only for T 201, T 12/1 (230 V).	22		□	□			□	□	□																		
Brush head ESB 34	23	2.642-442.0	1 piece(s)	ID 32		340 mm		ESB 34, suction hose with electric cord and telescopic vacuum tube (230 V).	23		□	□			□	□	□																		
Suction brushes																																			
Suction brush	24	9.770-656.0	1 piece(s)	ID 35				Natural bristles, cow hair.	24															■	■										
	25	2.889-221.0 ■	1 piece(s)	ID 35				Suction brush NW 35 with horsehair natural bristles.	25																					■	■				
Suction brush	26	6.903-862.0	1 piece(s)	ID 35		70 mm		Natural bristles (ox hair), rotatable.	26														□	□											
	27	6.903-887.0	1 piece(s)	ID 32		70 mm		Plastic brush, rotatable.	27				□			□		□	□								□						■	■	
Suction tubes, stainless steel																																			
Suction tube set	28	2.840-041.0	2 piece(s)	ID 35	0.5 m			Stainless steel suction tube set (2 × 50 cm) as a replacement or extension, e.g. for vacuuming ceilings.	28													■													
Suction tubes, plastic																																			
Suction tube	29	5.481-010.0	1 piece(s)	ID 35	0.35 m			Three included in standard accessories (T 7/1 Classic).	29														■												
	30	9.770-584.0	1 piece(s)	ID 35	0.5 m			Plastic, black, 0.5 m.	30																■										
Suction tube set	31	2.889-218.0 ■	1 piece(s)	ID 35	505 mm			Plastic suction tube set, NW 35, grey, 2-piece, each 0.5 m.	31																				■						
Suction tube	32	8.600-009.0	1 piece(s)	ID 32	0.5 m			Plastic, black, 0.5 m.	32																								■	■	

■ NEW ■ Included in the scope of supply. □ Available accessories. More Kärcher original accessories can be found on the following pages.



		Order no.	Quantity	ID	Length	Width	Price	Description			T 15/1 ecoefficiency	T 12/1 ecoefficiency	T 10/1 ecoefficiency	T 7/1 ecoefficiency	T 15/1 HEPA	T 15/1	T 12/1	T 12/1 HF	T 10/1 Adv	T 10/1	T 8/1 L	T 7/1 Classic	T 14/1 Classic	T 8/1 Classic	T 9/1 Bp	BV 5/1 Bp	BV 5/1	HV 1/1 Bp Fs	HV 1/1 Bp Cs	HV 1/1 Bp As	CV 60/2 RS Bp	CV 60/2 RS	CV 66/2		
Suction tubes, metal																																			
Telescopic suction tube	33	2.862-008.0	1 piece(s)	ID 35	0.61 m			Telescopic suction tube, metal, chrome-plated, ID 35. Length from 0.61 to 1.0 m.	33		■				■	■										■	■	■							
Suction tube, chrome-plated	34	6.902-074.0	1 piece(s)	ID 35	505 mm			Suction tube, metal, chrome-plated, NW 35, length: 0.5 m.	34			■	■	■			■		■	■															
Suction tube set	35	2.643-464.0	2 piece(s)	ID 35	0.5 m			Metal suction tubes, 50 cm long.	35														□												
Suction pipe, metal, ID 35	36	9.770-654.0	1 piece(s)	ID 35	0.5 m			Metal, chrome-plated.	36																■	■									
Suction tube	37	6.906-618.0	1 piece(s)	ID 32	0.5 m			Metal, black coated, ID 32, 0.5 m.	37		□			■	□	□		■							■	■		□							
ACCESSORY TOOL, NUWAV, KIT	38	8.630-501.0	1 piece(s)	ID 32				Optional accessories for CV 66/2 upright vacuum cleaner for large areas.	38																									□	
Bend, plastic																																			
Bend	39	2.889-148.0	1 piece(s)	ID 35				Ergonomic bend for the new clip system. With airflow control slide, in an antistatic design.	39		■	■	■	■	■	■	■		■	■						■	■	■							
Bend, plastic, C-35 clip system	40	2.840-040.0	1 piece(s)	ID 35				Plastic bend with practical C-35 clip system.	40													■													
Bend, plastic	41	4.408-051.0	1 piece(s)	ID 32				Plastic with C 32 clip system.	41									■																	

■ NEW ■ Included in the scope of supply. □ Available accessories. More Kärcher original accessories can be found on the following pages.

ADAPTERS



With Kärcher's connecting adapters, two suction hoses can be quickly and reliably joined together to increase the working radius.

[illegible]

☐ Available accessories. More Kärcher original accessories can be found on the following pages.

SUCTION HOSES



Our robust, flexible suction hoses follow your every move. Electrically conductive suction hoses reliably protect against electrostatic discharge between the operator and the machine.



		Order no.	Quantity	ID	Length	Price	Description			T 15/1 eco	T 12/1 eco	T 10/1 eco	T 7/1 eco	T 15/1 HEPA	T 15/1	T 12/1	T 12/1 Hf	T 10/1 Adv	T 10/1	T 8/1 L	T 7/1 Classic	T 14/1 Classic	T 8/1 Classic	T 9/1 Bp	BV 5/1 Bp	BV 5/1	HV 1/1 Bp Cs	HV 1/1 Bp As
Complete suction hoses (clip system)																												
Suction hose	1	2.889-133.0	1 piece(s)	ID 35	2.5 m		2.5 m long suction hose with new clip fastener, C 35.	1		■	■	■		■	■	■		■	■					■				
	2	2.889-161.0	1 piece(s)	ID 35	2 m		2 m suction hose with new clip fastener, C 35.	2				■									■							
Suction hose, complete, replacement	3	2.889-100.0	1 piece(s)	ID 35	2 m		2 m, with dry vacuum cleaner connection C 35.	3													■							
Suction hose	4	2.889-132.0	1 piece(s)	ID 35	1.5 m		1.5 m long suction hose with new clip fastener, C 35.	4																	■	■		
Complete suction hoses																												
Stretchable suction hose	5	2.889-222.0 ■	1 piece(s)	ID 35	0.55 m		Flexible suction hose (NW 35) for battery-powered upright vacuum cleaner HV 1/1 Bp. Length: 0.55 m.	5																			■	■
Suction hoses (clip system)																												
Suction hose	6	2.889-163.0 ■	1 piece(s)	ID 35	2.5 m		Electroconductive suction hose, NW 35. Length: 2.5 m.	6		□	□	□		□	□	□		□	□					□				
Suction hose	7	4.440-911.0	1 piece(s)	ID 32	2.5 m		With dry vacuum cleaner and clip connection, C 32.	7									■											

■ NEW ■ Included in the scope of supply. □ Available accessories. More Kärcher original accessories can be found on the following pages.

OTHER ACCESSORIES



Our carrying strap leaves your hands free and is comfortable to wear. It reliably secures the machine during transportation or when you are working on a ladder.



		Order no.	Quantity	Price	Description			T 8/1 L	T 9/1 Bp	BV 5/1 Bp	HV 1/1 Bp Fs	HV 1/1 Bp Cs	HV 1/1 Bp As	EB 30/1 Adv Li-Ion	EB 30/1 Li-Ion	CV 60/2 RS Bp	CV 60/2 RS	CV 66/2
Upright brush-type vacuum cleaner accessory																		
Roller brush	1	8.634-050.0	1 piece(s)		Soft, black standard bristles. 2 brushes required.	1												
Side brush	2	8.634-216.0	1 piece(s)		Side brush, black.	2												
Roller brush	3	8.621-611.0	1 piece(s)		Black, normal (top).	3												
	4	8.621-612.0	1 piece(s)		Black, normal (bottom).	4												
Roller brushes for electric broom EB 30/1																		
Roller brush	5	4.762-400.0	1 piece(s)		Black standard bristles, material PA.	5												
	6	4.762-401.0	1 piece(s)		Mixed bristles (natural and synthetic bristles, red), particularly suitable for hard surfaces and parquet flooring.	6												
Rechargeable batteries + chargers																		
Quick charger	7	6.654-354.0	1 piece(s)		The single-slot BC 1/7 quick charger is designed for high-performance lithium-ion batteries, type BP 750.	7												
36 V Li-ion battery	8	4.654-016.0	1 piece(s)		High-performance lithium-ion battery BP 750 (36 V, 7.5 Ah).	8												
BC 1/2	9	6.654-361.0	1 piece(s)		Quick charger for batteries from the Kärcher 18 Volt platform.	9												
Battery pack BP 250/18	10	6.654-364.0	1 piece(s)		18 V Li-ion battery.	10												
Replacement battery with lithium-ion cells, 7.2 V/2.6 Ah	11	6.654-328.0	1 piece(s)		Li-ion, 7.2 V/2.6 Ah.	11												
Universal quick charger	12	6.654-190.0	1 piece(s)		BC 1/1.8, 1-channel quick charger.	12												
Replacement battery with lithium-ion cells, 7.2 V / 1.3 Ah	13	4.654-273.0	1 piece(s)		Li-Ion, 7.2 V / 1.3 Ah.	13												
Other																		
Drill dust nozzle	14	2.679-000.0	1 piece(s)		Drill dust nozzle for dust-free vacuuming of drill holes. Suitable for dry and wet and dry vacuum cleaners from Kärcher.	14												
Carrying strap	15	2.889-268.0	1 piece(s)		Carrying strap, adjustable.	15												

■ NEW ■ Included in the scope of supply. □ Available accessories. More Kärcher original accessories can be found on the following pages.

SO THAT NO DIRT REMAINS IN THE CARPET.

Carpets in offices, hotels and schools are subject to heavy traffic every day. This is where our carpet cleaners have proven invaluable. They are robust, powerful, versatile and suitable for deep and intermediate cleaning of carpets and removing stains on textile surfaces. Our carpet cleaners are also ideal for deep cleaning upholstery and car seats. And, with the right accessories, they can even be used to clean tiles.



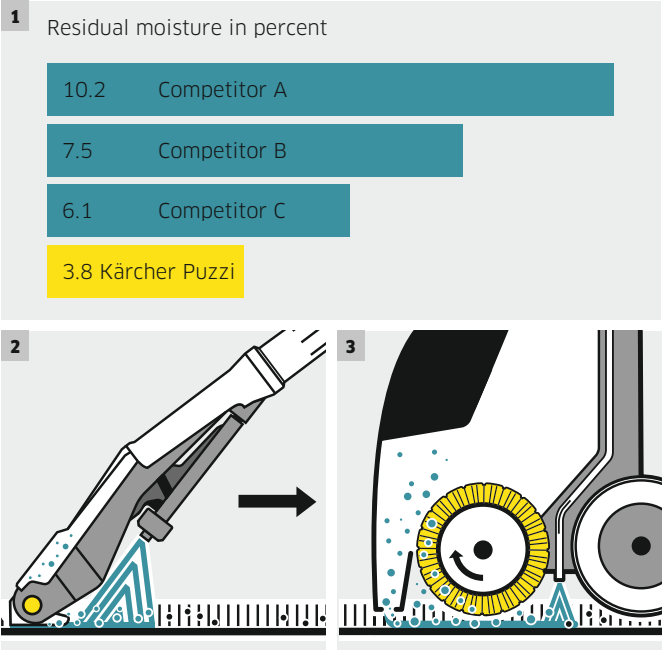
Table of contents: Carpet cleaners		
Spray extraction machines	Page	426
Professional power brushes	Page	430
Air blowers	Page	431
Deep carpet cleaners	Page	432
Accessories	Page	436
Cleaning agents	Page	850



Your fast and silent drying aid: AB 20 Ec
Our new AB 20 Ec air blower convinces with particularly low operating noise and high performance at the same time. You'll be amazed at how quickly you can walk on the carpet again after deep cleaning. And this also impress your customers.

The first of its kind: BRC 40/22 C
As the first deep carpet cleaner on the market, the BRC 40/22 C is capable of cleaning forwards, avoiding the need to walk back and forth during the cleaning process. This means you save at least 30 percent work time while at the same time significantly increasing productivity. This is made possible by the brush head with integrated suction, which rotates 200° in both directions. Your BRC 40/22 C: for fibre-deep and efficient carpet cleaning.

How to read the unit names:			
Unit type	Water tank	Spray pressure	Type and equipment
Example: Puzzi	30	4	
Puzzi = product name	In unit names with a combination of figures, the first number indicates the capacity of the fresh water tank (in litres).	In unit names with a combination of figures, the second number indicates the spray pressure (in bar).	Adv = Advanced, machine with additional equipment E = Electrically heated C = Compact, machine with compact dimensions
Unit type	Working width	Tank volume	Type and equipment
Example: BRC	30	15	C
BRC = Floor cleaner with carpet roller	In unit names with a combination of figures, the first number indicates the working width in cm.	In unit names with a combination of figures, the second number indicates the tank volume.	C = Compact, machine without traction drive
Unit type	Working width	Rotation speed	Type and equipment
Example: BRS	43	500	C
BRS = Scrubber with roller	In unit names with a combination of figures, the first number indicates the working width in cm.	In unit names with a combination of figures, the second figure indicates the rotation speed (rpm).	C = Compact, machine without traction drive



1 Quick-drying
The powerful suction turbine of Kärcher Puzzi machines leaves carpets virtually touch-dry in minutes. Carpets dry up to 63% faster than with comparable products and can be walked on in a very short time.

2 Spray extraction principle
With the spray extraction method, the water and cleaning agent are sprayed deep into the carpet while simultaneously vacuuming the dirty solution back again. Dirt is dissolved and removed in a single pass. Due to the low residual moisture, carpets are dry in next to no time.

3 Thoroughly clean
The brush mechanism of carpet cleaners with roller brush intensifies the cleaning power of the cleaning agent. This raises the carpet pile.



4 Twice as versatile
The BRC 45/45 C and BRC 40/22 C with pre-sweep function are multi-functional all-rounders. They feature fibre-deep carpet cleaning with spray extraction, mechanical brush support and contra-rotating roller brushes for quiet operation and constant brush contact. The cleaning agent CarpetPro Cleaner iCapsol RM 768 from Kärcher is recommended for the efficient cleaning of carpets as it greatly reduces the drying time.

5 Innovative accessories
The accessories for the Puzzi come with a large number of innovations. A flexible joint enables the best possible extraction at any angle. Cleaning under objects is easy – incorrect use is prevented. The modular system allows for quick changes between floor, upholstery and crevice nozzles.



6 Intermediate carpet cleaning made easy
Our BRC 40/22 C and the CarpetPro cleaner iCapsol RM 768 are an unbeatable team for intermediate carpet cleaning. They enable you to reach the dirt even deep into the carpet. The dirt is loosened from the fibres and encapsulated. The carpet is ready to walk on again in just 30 minutes. Then you simply vacuum up the encapsulated dirt in the next maintenance cleaning session.



7 Cleaning agents from Kärcher
The CarpetPro Cleaner iCapsol, powder RM 760 OA is a spray extraction deep cleaner with encapsulation technology and odour eliminator. It permanently eliminates unpleasant odours. No need for time-consuming rinsing. CarpetPro Conditioner RM 763 removes residual dirt and surfactant residues from carpet floor coverings and textile surfaces. Reduces the need for rinsing. Refreshes fibres and colours.

8 One for all: the handle with trigger
The indispensable handle with trigger fits into all carpet cleaners from Puzzi 8/1 to Puzzi 30/4. Since all accessories are compatible, the right accessories are available for every cleaning task and every machine.

SPRAY EXTRACTION MACHINES - 30 LITRES



The professional for large textile surfaces

Puzzi 30/4, the quietest wet vacuum cleaner of its kind (66 dB(A)). Very good handling, space-saving transport and storage thanks to its upright design. With flexible suction lip, 350 mm floor nozzle and 30% faster drying time compared with the competition thanks to a very high air flow.



1 Power outlet for PW 30/1

- The integrated power outlet enables flexible use of the PW 30/1 without an additional power source.
- When not in use, the power outlet is effectively protected by an automatically closing flap.
- The PW 30/1 increases the area performance, cleans the pile with a rotating brush and aligns it in one direction.



2 Removable waste water tank

- To protect against dirt, the waste water tank's handle is attached to the outside.
- The waste water tank is easy to remove and can also be used to fill the fresh water tank.
- A short description on the rear of the waste water tank explains the work process simply and clearly.



3 Extremely quiet

- At just 66 dB(A), the Puzzi 30/4 is the quietest wet vacuum cleaner of its kind.
- Thanks to the low noise volume, the machine can be used everywhere, even during business hours and in hotels.
- The low noise emissions protect the operator and allow longer work intervals.



4 Large tank volume

- Even with a full 30-litre fresh water tank, the Puzzi 30/4 can be easily transported lying on its back.
- An integrated level indicator display shows the current fresh water level.
- The fresh water filter protects the components and can be removed without tools for cleaning.

TECHNICAL DATA AND EQUIPMENT

	Puzzi 30/4	Puzzi 30/4 E
	<div>■ Removable waste water tank</div> <div>■ Fresh water tank filling level display</div> <div>■ Horizontal transport possible with full fresh water tank</div>	<div>■ Heating rods integrated in fresh water tank</div> <div>■ Integrated overheating-protection</div> <div>■ Heating can be easily operated with EASY Operation</div>
Technical data		
Max. area performance	m²/h	60-75
Air flow rate	l/s	74
Vacuum	mbar / kPa	254 / 25.4
Spray rate	l/min	3
Spray pressure	bar	4
Tank, fresh washer	l	30
Tank, dirty water	l	15
Turbine power	W	1200
Pump power	W	70
Voltage	V	220-240
Weight	kg	26
Dimensions (L x W x H)	mm	580 x 460 x 930
Equipment		
Spray hose with integrated water feed	m	4
Narrow floor nozzle, complete with flexible suction lip		-
Handle with trigger	■	■
Power outlet for professional power brush	PW 30/1	PW 30/1
Order no.	1.101-120.0	1.101-122.0
Price		
■ Included in the scope of supply.		

SPRAY EXTRACTION MACHINES - 10 LITRES



For well-maintained carpets

Puzzi 10/1 and Puzzi 10/2 Adv clean carpeted floor areas of 20 to 45 m² par excellence. The modular accessories are stored directly on the machine. The carrying handle has storage for the suction tube.


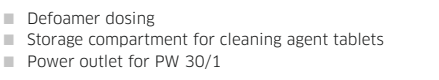


1 Perfectly suitable for everyday use.

- Adjustment of the handle without any tools; accessory/cord fixings; quick change from floor to upholstery nozzle.
- Quickly adapts to different requirements.

2 Improved cleaning performance

- With integrated adapter for the PW 30/1 additional power brush.
- High cleaning performance.

Puzzi 10/2 Adv			Puzzi 10/1		
					
<ul style="list-style-type: none">■ Defoamer dosing■ Storage compartment for cleaning agent tablets■ Power outlet for PW 30/1			<ul style="list-style-type: none">■ Removable waste water tank■ Rubber mounted pump / turbine■ Extra handle on floor nozzle		
Technical data					
Max. area performance	m²/h	30-45	20-25		
Air flow rate	l/s	54	54		
Vacuum	mbar / kPa	220 / 22	220 / 22		
Spray rate	l/min	2	1		
Spray pressure	bar	2	1		
Tank, fresh washer	l	10	10		
Tank, dirty water	l	9	9		
Turbine power	W	1250	1250		
Pump power	W	80	40		
Voltage	V	220-240	220-240		
Weight	kg	11.5	10.7		
Dimensions (L x W x H)	mm	705 x 320 x 435	705 x 320 x 435		
Equipment					
Spray hose with integrated water feed	m	2.5	2.5		
Narrow floor nozzle, complete with flexible suction lip		■	■		
Handle with trigger		■	■		
Upholstery nozzle		-	■		
Crevice nozzle		-	-		
Power outlet for professional power brush		PW 30/1	-		
Order no.		1.193-120.0	1.100-130.0		
Price					

■ Included in the scope of supply.

SPRAY EXTRACTION MACHINES – 8 LITRES



**Compact and portable –
perfect for valeting**

The handy, compact and powerful Puzzi 8/1 C spray extraction cleaner is ideal for small areas and upholstery cleaning with excellent cleaning results.



1 Low weight

- At 9.8 kg, the Puzzi 8/1 C is easy to carry and 35% lighter than the competition. Ideal for intermediate cleaning, thanks to rapid drying.
- Easily transported, even over obstacles and stairs.

2 Compact design

- The Puzzi 8/1 C also shows its strengths when cleaning upholstery and vehicle interiors.
- Compact, space-saving design.

■ Included in the scope of supply.

PROFESSIONAL POWER BRUSH



Increase performance, reduce effort

The professional power brush increases Puzzi area performance by up to 80% - reducing cleaning time and improving cleaning results.



1 Rotating brushes

- A rotating brush intensifies the cleaning and raises the carpet pile.

2 Improved cleaning performance

- The PW 30/1 professional power brush increases the cleaning performance by a further 25% compared to its predecessor.


		PW 30/1	PW 30/1
		<div><div></div> Motor-driven brush</div> <div><div></div> Power brush for Puzzi 10/2 Adv</div>	<div><div></div> Motor-driven brush</div> <div><div></div> Power brush for Puzzi 30/4 and Puzzi 30/4 E</div>
Technical data			
Max. area performance	m²/h	40-55	70-110
Brush motor power	W	60	60
Voltage	V	220-240	220-240
Weight	kg	5.7	5.9
Dimensions (L × W × H)	mm	350 × 260 × 835	350 × 260 × 835
Order no.		1.913-102.0	1.913-103.0
Price			

AIR BLOWER



Highly efficient drying accelerator

Damp textile surfaces generally require long drying phases. Our AB 20 Ec air blower shortens the drying phases up to 50 percent. The machine is compact and easy to transport thanks to the lightweight design and low operating noise and can also be used during business hours. The low-wear Ec motor guarantees a long life.

NEW

1 Low-wear Ec motor

- Long-lasting, robust and thus very economical machine.
- Motor with 3-stage control.

2 Low-noise operation

- Trouble-free operation also during daytime cleaning.
- Barely noticeable noise when used during opening hours.

AB 20 Ec

- Housing made from robust and durable plastic
- Operation possible in 4 different positions

Technical data		
Voltage	V	220-240
Rated input power	W	120
Volumetric flow	m³/h	1200
Rotational speed	rpm	1450
Sound pressure level		-
Cable length	m	7.5
Weight	kg	7.1
Dimensions (L x W x H)	mm	375 x 353 x 371
Equipment		
On-board power cable storage		■
Sturdy plastic casing		■
Ergonomic carrying handle		■
Order no.	1.004-062.0	
Price		
■ Included in the scope of supply.		

DEEP CARPET CLEANERS



Deep carpet cleaning:
now at least 30% faster

In contrast to other deep carpet cleaners, the very manoeuvrable BRC 40/22 C can, thanks to a rotatable brush head which ensures propulsion, also clean forwards, meaning that additional inconvenient passes can be avoided. In this way, it results in time savings of at least 30% in comparison and improves productivity to a previously unknown level.



1 200° rotatable cleaning head

- A carpet roller brush supports thorough cleaning.
- Extremely easy to manoeuvre even on cluttered surfaces.



2 For deep and intermediate carpet cleaning

- For both deep cleaning and intermediate cleaning applications on carpets.
- Deep cleaning of carpets with the cleaning roller supports cleaning of carpet fibres.



3 Optional hand nozzle

- For cleaning corners or for spray extraction of chairs and cushions.



4 Forwards working direction only

- Prevention of unnecessary empty runs.
- Up to 30% higher area performance than conventional spray extraction machines.

TECHNICAL DATA AND EQUIPMENT

BRC 40/22 C

- Forwards working direction
- Contact pressure and brush pressure can be adjusted to the degree of soiling or fibre height
- Compact, for small to medium-sized surfaces

Technical data		
Area performance (deep cleaning/ iCapsol intermediate cleaning)	m²/h	500 / 900
Air flow rate	l/s	47
Vacuum	mbar / kPa	299 / 30
Spray pressure, deep cleaning	bar	7
Spray rate, deep cleaning	l/min	2.5
Brush working width	cm	40
Working width, vacuuming	cm	48
Fresh/waste water tank	l	22 / 19
Turbine/brush motor rating	W	1119 / 400
Mains voltage	V	220-240
Frequency	Hz	50-60
Weight	kg	65
Dimensions (L × W × H)	mm	889 × 470 × 1118

Equipment	
Working direction	Forwards
Roller brush	■
2-tank system	■
iCapsol mode	■
Optional handle with trigger	■
Variable contact pressure	■
Number of rollers	1
Order no.	1.008-062.0
Price	

- Included in the scope of supply.

DEEP CARPET CLEANERS

For interim or deep cleaning of larger carpeted areas



Kärcher carpet cleaners are used for basic cleaning of large carpeted areas economically and efficiently. Suitable for conventional spray extraction and interim carpet cleaning using the new detergent RM 768 iCapsol. Dirt dries within 20 minutes and crystallises. The dirt only has to be vacuumed.



1 Floating brush head with contra-rotating roller brushes

- Two roller brushes for high cleaning performance.
- Simultaneously cleans deep into the pile from two sides.

2 Working direction, forwards or backwards

- Working direction adjustable to carpet.
- Cleaning direction selectable by folding push handle.

BRC 45/45 C

- For medium-sized areas
- Works forwards and backwards
- Two contra-rotating roller brushes with constant contact pressure

Technical data		
Area performance (deep cleaning/ iCapsol intermediate cleaning)	m²/h	350 / 1000
Air flow rate	l/s	45
Vacuum	mbar / kPa	300 / 30
Spray pressure, deep cleaning	bar	7
Spray rate, deep cleaning	l/min	3.2
Brush working width	mm	410
Working width, vacuuming	mm	450
Fresh/waste water tank	l	45 / 38
Turbine power	W	1100
Brush motor power	W	600
Mains voltage	V	220-240
Frequency	Hz	50
Weight	kg	48
Dimensions (L x W x H)	mm	770 x 545 x 1250
Equipment		
Working direction	Forward or backwards	
Optional handle with trigger	■	
iCapsol mode	■	
Number of rollers	piece(s)	2
Order no.	1.008-056.0	
Price		

■ Included in the scope of supply.

DEEP CARPET CLEANERS

For quick and deep cleaning of carpets



Easy to use with deep cleaning performance. Can be used with optional Kärcher upholstery and floor nozzles for deep cleaning in difficult-to-reach areas.



1 High cleaning performance

- Roller brush assists fibre-deep cleaning.
- Floating roller brush for uniform cleaning performance.

2 Compact dimensions

- Ideal for areas between 200 and 800 m².
- Easy storage.

BRC 30/15 C

- Compact, for small to medium-sized surfaces
- Working direction, backwards
- 1 roller brush with constant contact pressure

Technical data		
Area performance (deep cleaning/ iCapsol intermediate cleaning)	m²/h	150
Air flow rate	l/s	20
Vacuum	mbar / kPa	300 / 30
Spray pressure, deep cleaning	bar	3.5
Spray rate, deep cleaning	l/min	1
Brush working width	mm	270
Working width, vacuuming	mm	315
Fresh/waste water tank	l	15 / 17
Turbine power	W	1130
Brush motor power	W	80
Mains voltage	V	220-240
Frequency	Hz	50
Weight	kg	36
Dimensions (L x W x H)	mm	920 x 360 x 750
Equipment		
Working direction	Backwards	
Optional handle with trigger	■	
iCapsol mode	-	
Number of rollers	piece(s)	1
Order no.	1.008-057.0	
Price		

■ Included in the scope of supply.

FOR MORE APPLICATION OPTIONS

Using the right accessories utilises the full power of our spray extraction cleaners. For example, the professional power brush PW 30/1 makes every spray extraction cleaner suitable for cleaning large areas. Open up new areas of application with the right accessories. Whether floors, walls or ceilings: cleaning is much easier with our machines and accessories.



Table of contents: Carpet cleaner accessories	
Accessories	Page 438
Cleaning agents	Page 850



- 1 Carpet cleaning**

Thanks to the optimal suction angle, the innovative and flexible squeegee always ensures perfect cleaning results. Even under sofas, cabinets, etc. – irrespective of the operator’s height – thorough, immaculate carpet cleaning is always possible. Thanks to the outstanding extraction capability of the machines, carpets are dry in next to no time. The modular system enables fast conversion to other working widths, hard surface adapters or nozzles. The additional handle on the tube can be adjusted without tools. The operator can see the flow of dirty water through the additional transparent section in the handle with trigger.
- 2 Left-hand, or right-hand use**

With our unique handle with trigger for spray extraction cleaners, every operator can clean ergonomically and comfortably – regardless of their height and whether they are right- or left-handed. The new design with large transparent section allows a continuous view of the flow of dirty water.

- 3 Cleaning in vehicles**

The upholstery nozzle enables deep cleaning of upholstery and car interiors. The practical crevice nozzle with integrated spray nozzle is ideal for narrow and inaccessible areas. The upholstery and crevice nozzles can be exchanged in a matter of seconds without tools.

SPRAY EXTRACTION CLEANER



The new, modular accessories are well thought out in every detail. They offer, for example, a movable joint for better ergonomics, guaranteeing optimal vacuuming in every angle position.



		Order no.	Quantity	ID	Width	Length	Price	Description			Puzzi 30/4	Puzzi 30/4 E	Puzzi 10/2 Adv	Puzzi 10/1	Puzzi 8/1 C	PW 30/1 / PW 30/1
Spray/suction hoses																
Spray/suction hose, 4 m	1	6.394-874.0	1 piece(s)	ID 32		4 m		Standard spray/suction hose.	1		■	■				
Spray/suction hose, 2.5 m	2	6.394-826.0	1 piece(s)	ID 32		2.5 m			2				■	■	■	
Spray/suction hose, 4 m	3	6.394-375.0	1 piece(s)	ID 32		4 m		Optional 4 m spray/suction hose.	3				□	□	□	
Floor tools																
Flexible floor nozzle, 240 mm, complete	4	4.130-007.0	1 piece(s)	ID 32	240 mm			Kit consisting of floor nozzle (240 mm), suction pipe and D-handle. Transparent field of view for checking the vacuumed dirty water. Flexible squeegee.	4		□	□	■		□	
Flexible floor nozzle, 240 mm, individual	5	4.130-008.0	1 piece(s)	ID 32	240 mm			Floor nozzle (240 mm), individual. Transparent field of view for checking the vacuumed dirty water. Flexible suction bar. Included in kit 4.130-007.0.	5		□	□	■		□	
Flexible floor nozzle, 350 mm, complete	6	4.130-011.0	1 piece(s)	ID 32	350 mm			Kit consisting of floor nozzle (350 mm), suction pipe and D-handle. Transparent field of view for checking the vacuumed dirty water. Flexible squeegee.	6		■	■				
Flexible floor nozzle, 350 mm, individual	7	4.130-009.0	1 piece(s)	ID 32	350 mm			Floor nozzle (350 mm), individual. Transparent field of view for checking the vacuumed dirty water. Flexible squeegees. Included in kit 4.130-011.0.	7		■	■				
Roller brush PW 30/1	8	6.286-569.0	1 piece(s)		285 mm			Standard bristles for PW 30/1 professional washing head.	8							■
Hard surface adapters																
Hard floor rubber adapter, small 240 mm	9	4.762-014.0	1 piece(s)		240 mm			Hard surface adapter for floor nozzle, 240 mm.	9		□	□	□	□	□	
Hard floor rubber adapter, large 350 mm	10	4.762-017.0	1 piece(s)		350 mm			Hard surface adapter for floor nozzle, 350 mm.	10		□	□				
Upholstery tools																
Upholstery nozzle	11	4.130-001.0	1 piece(s)	ID 32	110 mm			Upholstery nozzle, 110 mm.	11		□	□	□	■	■	
Other																
Handle	12	4.130-000.0	1 piece(s)	ID 32				Enables quick change of floor, upholstery and crevice nozzles. With sight glass for checking the vacuumed dirty water. Adapters for spray and suction hose.	12		■	■	■	■	■	
Extension tube	13	4.025-004.0	1 piece(s)	ID 32	780 mm			Extension tube, individual.	13		■	■	■	■	□	
Cleaning agent container, complete	14	4.070-006.0	1 piece(s)					Kit consisting of cleaning agent container and Home Base adapter. For connecting Home Base Rail.	14		■	■	□	□		
D-handle	15	4.321-001.0	1 piece(s)					D-handle, individual, for extension tube 4.025-004.0 adjustable without tools.	15		■	■	■	■	□	
Cleaning agent tank, individual	16	5.070-010.0	1 piece(s)					For attaching to Home Base adapter.	16		■	■	□	□		
Defoamer dosage	17	4.006-907.0	1 piece(s)	ID 32				Container for defoamer solution.	17		□	□		□	□	
Crevice nozzle	18	4.130-010.0	1 piece(s)	ID 32				Crevice nozzle for spray extraction cleaners.	18		□	□	□	□	□	

■ Included in the scope of supply. □ Available accessories. More Kärcher original accessories can be found on the following pages.

CARPET CLEANING MACHINES



The hand and floor nozzle accessories are the perfect complement to your carpet cleaning machines BRC 45/45 C, BRC 40/22 C or BRC 30/15 C. These accessories can be used to extend the fields of application of the BRC and also clean delicate upholstery and hard-to-reach, cluttered carpets gently and thoroughly, just as with the economical spray extraction cleaner on medium to very large carpeted areas.



		Order no.	Quantity	ID	Width	Length	Price	Description			BRC 40/22 C	BRC 45/45 C	BRC 30/15 C
Spray/suction hoses													
Spray/suction hose, 4 m	1	4.440-644.0	1 piece(s)	ID 38	4 m			Complete, metal coupling.	1		<input type="checkbox"/>	<input type="checkbox"/>	<input type="checkbox"/>
Floor tools													
Floor tool	2	4.130-061.0	1 piece(s)	ID 38	330 mm			Three nozzles, extended, high-pressure 1-14 bar.	2		<input type="checkbox"/>	<input type="checkbox"/>	<input type="checkbox"/>
Upholstery tools													
Hand nozzle	3	4.130-163.0	1 piece(s)	ID 38	110 mm			Stainless steel with transparent nozzle, ID 38. For cleaning upholstery or small surfaces that cannot be reached with the floor nozzle.	3		<input type="checkbox"/>	<input type="checkbox"/>	<input type="checkbox"/>
Roller brushes													
Roller brush	4	8.621-604.0	1 piece(s)			300 mm		Standard, black, suitable for all types of carpets.	4				■
	5	8.621-605.0	1 piece(s)			450 mm		Standard, black, 2 required.	5			■	
	6	8.629-552.0	1 piece(s)			450 mm		Soft, 2 required. For hard carpets such as needle felt or short loop-pile carpets.	6			<input type="checkbox"/>	
	7	4.762-254.0	1 piece(s)			400 mm		Carpet brush for loop-pile carpets.	7		<input type="checkbox"/>		
	8	4.762-000.0	1 piece(s)			400 mm		Carpet brush for velour.	8		■		
Other accessories													
Adapter	9	8.631-030.0	1 piece(s)					For floor tool 4.130-061.0 and handle with trigger 4.130-163.0.	9		<input type="checkbox"/>	■	■
Miscellaneous													
Filling hose	10	6.680-124.0	1 piece(s)			1.5 m		Hose for convenient fresh water filling from all standard taps.	10		<input type="checkbox"/>		
Extension cable	11	6.647-022.0	1 piece(s)			20 m		20 m.	11		<input type="checkbox"/>		

■ Included in the scope of supply. □ Available accessories. More Kärcher original accessories can be found on the following pages.

HOT AND TOUGH ON DIRT

Our professional steam cleaners and steam vacuum cleaners prove that steam is more than just hot air. For cleaning reliably without the use of chemicals, these machines are efficient and hygienic. Steam cleaners and steam vacuum cleaners are used in wet and hygiene areas, on all hard floors, glass and tiled surfaces, as well as fittings and, with the right accessories, textile surfaces.



Table of contents: Steam cleaners/Steam vacuum cleaners

Steam vacuum cleaners

Page

444

Steam cleaners

Page

446

Battery-powered chewing gum removers

Page

448

Accessories

Page

450



Compact and economical

Our SG 4/4 steam cleaner combines compact dimensions with astounding power at 4 bar steam pressure. The two-tank system reduces heat-up times for uninterrupted use. Long work intervals are possible with a total filling capacity of 4 litres. With the VapoHydro function, you can adapt the steam flow and saturation to the respective surface. And with corresponding accessories you can also clean both hard surfaces and textile surfaces without chemicals with the SG 4/4.

Cleaning with full steam

Our SGV 8/5 steam vacuum cleaner is perfect for removing stubborn dirt hygienically and effectively. From hard surfaces and stainless steel to glass surfaces throughout the industrial sector. Its ecoefficiency mode opens up new opportunities in terms of sustainability and makes quiet and energy-saving operation possible. In many cases, first-class cleaning results can be achieved even without cleaning agent. The innovative self-cleaning function reliably removes deposits in the machine and extends the service life.

Chewing gum problem? Solved!

Our new SGG 1 chewing gum remover guarantees to remove all chewing gum from any floor. In just 3 to 5 seconds, the SGG 1 completely removes all chewing gum. Eco-friendly with only water steam and a biologically degradable cleaning agent based on cereal extract. With the SGG 1, you are highly mobile and completely independent. The lightweight backpack with li-ion battery supplies power for over 8 hours of continuous use.

How to read the unit names:

Unit type	Steam pressure	Tank capacity
Example: SGV	8	5
SGV = Steam Generator Vac, steam vacuum cleaner	In unit names with a combination of figures, for steam vacuum cleaners and steam cleaners the first figure indicates the steam pressure (in bar).	In unit names with a combination of figures, for steam vacuum cleaners and steam cleaners the second figure stands for the tank capacity (in litres).
SG = Steam Generator, steam cleaner		
SGG = Steam Generating Gum Remover, steam-powered chewing gum remover		

STEAM VACUUM CLEANERS

TECHNICAL DATA AND EQUIPMENT



Hygiene, non-stop

The user-friendly SGV 6/5 and SGV 8/5 steam vacuum cleaners ensure optimal hygiene. They are steam cleaners and wet and dry vacuum cleaners in one, with an EASY Operation switch, secure accessory integration and a hand tool for controlling the steam/vacuum function. With the chemical and self-cleaning functions, the SGV 8/5 provides very hygienic results.



1 Extremely user-friendly thanks to EASY Operation

- One rotary switch for all functions. Simple and quick handling, with no need for extensive training.
- Self-explanatory symbols make the machine easy to understand and simplify operation.

2 Handle with trigger for convenient function control

- Time-saving, flexible, easy and direct control of functions during use.
- The most important functions, like water/steam regulation, can be adjusted and there is an on/off switch for the vacuum function.
- Easily accessible and securely stored. A carrying frame allows easy removal of the nozzle accessories.

3 Programs for every application (SGV 8/5)

- Self-cleaning mode: cleaning of hoses, pumps and tubes. For restoring hygiene and cleanliness.
- Chemical function for solvating stubborn dirt with chemical agents (rinse programme protects against aerosols).

4 Cleaning without chemicals

- Hygienic cleaning of hard surfaces without the use of chemical substances.
- Dispensing with the use of chemicals protects the environment and saves costs.
- Easy removal and disposal of dirty water without direct contact.

SGV 8/5

SGV 6/5

- EASY Operation switch
- Self-cleaning function
- Chemical function

- EASY Operation switch
- Convenient operation using the hand tool
- VapoHydro function

Technical data

Voltage	V	220-240	220-240
Heating output	W	3000	3000
Tank capacity	l	5	5
Cable length	m	7.5	7.5
Steam pressure	bar	8	6
Weight without accessories	kg	40	39
Dimensions (L x W x H)	mm	640 x 495 x 965	640 x 495 x 965

Equipment

Steam suction hose with handle	■	■
Steam tubes x 2	■	■
Floor nozzle	■	■
Hand nozzle	■	■

Order no.	1.092-010.0	1.092-000.0
Price		

■ Included in the scope of supply.

STEAM CLEANERS



Compact powerhouse

User-friendly SG 4/4 steam cleaner with sophisticated filling technology, infinite adjustment of steam pressure and saturation (VapoHydro), two-tank system, accessory holder and storage compartment. Very handy and compact.



1 2-tank system

- The fresh water tank can be continuously filled as the boiler and tank are separate.
- Because only part of the overall volume is heated at any one time, it takes very little time for a consistent steam pattern to form.
- With a total capacity of over 4 litres, the SG 4/4 can be used for long periods without refilling.



2 VapoHydro

- Thanks to VapoHydro, the steam level can be infinitely adjusted to the cleaning task.
- In addition to the steam pressure, the saturation can be infinitely adjusted from full steam to hot water.
- With the hot water jet, even stubborn dirt can be effectively dissolved from the start.



3 Accessory storage compartment

- The integrated storage compartment enables the storage of a variety of accessories.
- Special small parts are always safely stored and do not get lost.
- Even the tubes can be stored on the rear of the unit.



4 Hygienic cleaning

- Hygienic cleaning without the use of chemical substances.
- The avoidance of aggressive cleaning agents protects the operator and treated surfaces.
- Only water is used for cleaning – harmless to health and cost-effective.

TECHNICAL DATA AND EQUIPMENT

SG 4/4

- 2-tank system
- Short heat-up time
- Pump for hot boiler filling

Technical data		
Voltage	V	220-240
Heating output	W	2300
Tank capacity	l	4
Cable length	m	7,5
Steam pressure	bar	4
Weight without accessories	kg	8
Dimensions (L x W x H)	mm	475 x 320 x 275
Equipment		
Steam hose with handle		■
Steam tubes x 2		■
Floor nozzle		■
Round brush		■
Upholstery nozzle with brush		■
Order no.		1.092-104.0
Price		

■ Included in the scope of supply.

BATTERY-POWERED CHEWING GUM REMOVER



Remove chewing gum in seconds

Our SGG 1 steam cleaner is incredibly effective when it comes to removing stubborn chewing gum remnants, and is kind to the environment too. The combination of steam and biodegradable cleaning agent makes light work of removing dried-on chewing gum – just a few seconds and it's gone. This helps the battery in the comfortable backpack system last even longer: with a battery life of around 8 hours, you can keep on working uninterrupted for long periods.



1 Biodegradable cleaning agent made from vegetable extract

- Environmentally friendly and safe for the operator.
- Removes all traces of chewing gum.



2 Powerful, long-lasting lithium-ion battery

- Enables you to work for up to 8 hours.



3 Cordless working

- Optimal working radius coupled with excellent productivity.



4 Comfortable, convenient rucksack carrying system

- Affords fantastic flexibility to make your work easier.

TECHNICAL DATA AND EQUIPMENT

SGG 1

- Long runtime thanks to the powerful lithium-ion battery
- Comprehensive Consumable Kit
- Comfortable, convenient, ergonomically designed backpack system

Technical data		
Battery running time	h	8
Battery charging time	h	4
Battery voltage	V / Ah	lithium-ion battery / 14.8 / 9
Sound pressure level	dB(A)	70
Battery charger	V / Hz	110-240 / 50-60
Weight without accessories	kg	8.3
Dimensions (L × W × H)	mm	250 × 300 × 550
Equipment		
Steam lance	m	1.2
Steam hose	m	1.6
Battery charger	V / Hz	■
Consumable Kit		-
Order no.	1.092-900.0	
Price		

■ Included in the scope of supply.

Accessories			
Product name	Order no.	Description	Price
Consumables kit	4.071-252.0	The consumables kit for our SGG 1 chewing gum remover contains four bottles of biodegradable cleaning agent, two butane or propane gas cartridges and two stainless steel brushes.	

STEAM CLEANER/STEAM VACUUM CLEANER ACCESSORIES



The extensive accessory range makes Kärcher's steam cleaners and steam vacuum cleaners versatile, multitalented machines. In addition to hard surfaces, with the right accessories textile surfaces can also be optimally cleaned.



		Order no.	Quantity	Price	Description			SGV 8/5 / SGV 6/5	SG 4/4	SGG 1
Cloth kit										
Terry cloth cover	1	6.370-990.0	5 piece(s)		Cloth kit with five high-quality cotton covers for the hand nozzle.	1			<input type="checkbox"/>	
Microfibre cloth kit, cover	2	2.863-174.0	2 piece(s)		2 microfibre covers for the hand nozzle. For even better loosening and intake of dirt and grease. Ideal for particularly heavy and stubborn dirt in bathrooms and kitchens. Effortlessly removes even stubborn stains on hobs.	2			<input type="checkbox"/>	
Microfibre cloth set for bathrooms	3	2.863-171.0	4 piece(s)		Two special microfibre floor cloths (for floor nozzle Classic and Comfort), one microfibre abrasive cloth for removing stubborn limescale and soap residue and one microfibre polishing cloth for polishing mirrors and other smooth surfaces - for optimal use of the steam cleaner in bathrooms.	3			<input type="checkbox"/>	
Microfibre cloth set for kitchens	4	2.863-172.0	4 piece(s)		Two special microfibre floor cloths (for the floor nozzle Classic and Comfort), one soft microfibre cover for the hand nozzle for loosening stubborn dirt, e.g. on hobs. One micro-fibre stainless steel cloth for perfect cleaning of all stainless steel surfaces - for optimal use of the steam cleaner in kitchens.	4			<input type="checkbox"/>	
Microfibre cloth kit for floor nozzle Classic and Comfort	5	2.863-173.0	2 piece(s)		2 microfibre floor cloths for the floor nozzle Classic and Comfort for easier dirt removal and pick-up. For easy floor cleaning and brilliant results on flooring such as tiles, natural stone, linoleum and PVC.	5			<input type="checkbox"/>	
Microfibre cover set for the hand nozzle	6	2.863-270.0	2 piece(s)		Two high-quality microfibre covers for the hand nozzle. Dirt and grease are picked up and removed more effectively. Ideal for stubborn dirt in bathrooms and kitchens - even on stove-tops.	6			<input type="checkbox"/>	
Terry cloths, wide	7	6.369-481.0	5 piece(s)		Lint-free, absorbent and hard-wearing. Five wide floor cleaning cloths (for floor nozzle Classic and Comfort) made of high-quality cotton.	7			<input type="checkbox"/>	
Steam cleaners/Steam vacuum cleaners										
Floor nozzle SG 4/4	8	2.885-465.0			The innovative floor nozzle now promises even better cleaning performance - thanks to optimised steam utilisation and a larger cleaning surface. For use with all available floor cleaning cloths.	8			<input type="checkbox"/>	
Consumables kit	9	4.071-252.0			The consumables kit for our SGG 1 chewing gum remover contains four bottles of biodegradable cleaning agent, two butane or propane gas cartridges and two stainless steel brushes.	9				<input type="checkbox"/>
Brush Set, stainless steel	10	6.425-030.0	10 piece(s)		High-quality brush set made from durable stainless steel.	10				<input type="checkbox"/>
Brush Set, nylon	11	6.425-031.0	10 piece(s)		Brush set made from high-quality and hard-wearing nylon.	11				<input type="checkbox"/>
Bristle rink set	12	2.863-077.0	3 piece(s)		Plastic bristles, 2x red (hard), 1x black.	12			<input type="checkbox"/>	
Round brush set	13	2.863-011.0	3 piece(s)		Set consisting of stainless steel, brass and Pekalon round brushes.	13			■	
Floor nozzle, 300 mm, with Pekalon brushes	14	2.889-005.0	1 piece(s)		Floor nozzle for steam and vacuuming applications.	14			■	
Rubber strip, 300 mm	15	2.889-007.0	1 piece(s)		Rubber strip for floor nozzle 2.889-005.0.	15			■	
Hand nozzle, 150 mm	16	2.889-008.0	1 piece(s)		Hand nozzle for steam and vacuuming applications.	16			■	
Brush strips, 150 mm	17	2.889-009.0	1 piece(s)		Brush strips for hand nozzle 2.889-008.0.	17			■	
Rubber strip, 150 mm	18	2.889-010.0	1 piece(s)		Rubber strip for hand nozzle 2.889-008.0.	18			■	
Adapter	19	2.889-011.0	1 piece(s)		Adapter for accessories.	19			■	
Crevice nozzle	20	2.889-028.0	1 piece(s)		Crevice nozzle, 200 mm.	20			■	
Extension piece adapter	21	2.889-052.0	1 piece(s)		Adapter for attaching round brushes.	21			■	
Steam suction hose	22	4.440-009.0	1 piece(s)		Steam suction hose for steam and vacuuming applications, length 4 m.	22			■	
Triangular floor nozzle	23	2.889-053.0	1 piece(s)		Triangular floor nozzle for cleaning corners.	23			<input type="checkbox"/>	
Suction hose	24	2.889-127.0 ■	1 piece(s)		Suction hose (1 m) for easier cleaning of corners and other tight spaces with our SGV steam vacuum cleaners. And of course, compatible with hand nozzles and accessories.	24			<input type="checkbox"/>	
Round brush stainless steel set	25	2.863-007.0	3 piece(s)		Very hard bristles.	25			<input type="checkbox"/>	
Round brush brass set	26	2.863-008.0	3 piece(s)		Hard bristles.	26			<input type="checkbox"/>	
Pekalon round brush set	27	2.863-009.0	3 piece(s)		Medium-hard bristles.	27			<input type="checkbox"/>	
Stainless steel round brush	28	6.907-539.0 ■	1 piece(s)		Round brush with very hard stainless steel bristles and metal thread.	28			<input type="checkbox"/>	
Pekalon round brush	29	6.907-540.0 ■	1 piece(s)		Round brush with medium-hard Pekalon (PEK) bristles and metal thread.	29			<input type="checkbox"/>	

■ NEW ■ Included in the scope of supply. ☐ Available accessories. More Kärcher original accessories can be found on the following pages.



		Order no.	Quantity	Price	Description			SGV 8/5 / SGV 6/5	SC 4/4	SGG 1
Brass round brush	30	6.907-541.0 ■	1 piece(s)		Round brush with hard brass bristles and metal thread.	30		<input type="checkbox"/>		
Round brush, black, Pekalon	31	6.907-439.0 ■	1 piece(s)		Black round brush with medium-hard Pekalon (PEK) bristles for Kärcher SGV 6/5 and SGV 8/5 steam vacuum cleaners.	31		<input type="checkbox"/>		
Round brush, blue, Pekalon	32	6.907-587.0 ■	1 piece(s)		Blue round brush with medium-hard Pekalon (PEK) bristles for Kärcher SGV 6/5 and SGV 8/5 steam vacuum cleaners.	32		<input type="checkbox"/>		
Round brush, green, Pekalon	33	6.907-588.0 ■	1 piece(s)		Green round brush with medium-hard Pekalon (PEK) bristles for Kärcher SGV 6/5 and SGV 8/5 steam vacuum cleaners.	33		<input type="checkbox"/>		
Round brush, yellow, Pekalon	34	6.907-589.0 ■	1 piece(s)		Yellow round brush with medium-hard Pekalon (PEK) bristles for Kärcher SGV 6/5 and SGV 8/5 steam vacuum cleaners.	34		<input type="checkbox"/>		
Round brush, red, Pekalon	35	6.907-590.0 ■	1 piece(s)		Red round brush with medium-hard Pekalon (PEK) bristles for Kärcher SGV 6/5 and SGV 8/5 steam vacuum cleaners.	35		<input type="checkbox"/>		
Funnel	36	4.013-030.0	1 piece(s)		Filling funnel with integrated sieve, for easy and secure filling of the water tank.	36			■	
Extension tube	37	4.127-024.0	2 piece(s)		Two plug-in tubes for convenient floor cleaning.	37			■	
Steam hose	38	4.322-020.0	1 piece(s)		Connection hose with handle and switch, length 2.5 m.	38			■	
Floor nozzle	39	6.906-185.0	1 piece(s)		Floor nozzle with additional bristles for removing stubborn dirt. Can be used with or without floor cleaning cloth.	39			■	
Trolley	40	6.962-239.0	1 piece(s)		Metal, chrome-plated, with storage tray.	40			<input type="checkbox"/>	
Filling funnel	41	6.962-097.0	1 piece(s)		Funnel inlet with integrated sieve, for easy and secure filling of the water tank.	41			<input type="checkbox"/>	
Extension tube, metal										
Extension tube set	42	2.889-004.0	2 piece(s)		The kit contains two steam suction tubes.	42		■		
Nozzles										
Window nozzle	43	2.863-025.0	1 piece(s)		Streak-free cleaning of glass surfaces can easily be achieved by using the window nozzle with the steam cleaner. This not only extends the range of applications for Kärcher steam cleaners but also ensures sparkling clean windows and mirrors.	43			<input type="checkbox"/>	
Hand nozzle	44	2.884-280.0	1 piece(s)		Hand nozzle with extra bristles for cleaning small surfaces such as shower cabins, wall tiles and much more. Suitable for use with or without cover.	44			■	
Power nozzle and extension	45	2.884-282.0	2 piece(s)		The power nozzle with extension considerably increases the cleaning power of the detail nozzle. Ideal for easy and eco-friendly cleaning of difficult to reach areas, e.g. corners.	45			■	
Rubber squeegee for window tool	46	6.273-140.0	1 piece(s)		Rubber squeegee for the steam cleaner window nozzle.	46			<input type="checkbox"/>	
Detail nozzle	47	2.884-281.0	1 piece(s)		Point jet nozzle, ideal for cleaning in crevices, corners, edges and other difficult to reach areas. Can be used in combination with round brush for greater versatility.	47			■	
Floor tool	48	2.885-142.0	1 piece(s)		The innovative floor nozzle now promises even better cleaning performance - thanks to optimised steam utilisation and a larger cleaning surface. For use with all available floor cleaning cloths.	48			■	

■ NEW ■ Included in the scope of supply. □ Available accessories. More Kärcher original accessories can be found on the following pages.

WATER AND AIR – THE BASIS OF OUR LIFE

Like every human being you need clean water and clean air to live. To be healthy and fit we need 2 to 3 litres of water to drink and around 12,000 litres of air to breathe per day. Dirty water and air have dramatic effects on your health and performance. Protect your health with our WPD water dispensers, the WPC water treatment systems and the AF and AFG air purifiers. Now there is a healthier way to breath air and drink water.



Contents for water and air

Air cleaning	Page	458
Water dispensers	Page	462
Water treatment	Page	468



AF 100 / AFG 100 – for clear, clean air

When the indoor air is polluted and you feel unwell – simply get some fresh air at the touch of a button. Our new AF 100 and AFG 100 Air Purifiers generate clean and fresh air for you wherever you need it and in any circumstances. With the different air filters you have the right solution for every type of dirt particles.

WPD 50 Ws – for a new water class

Our WPD 50 Ws is the new middle class of our water dispenser range. This compact water dispenser is ideal when space is limited, providing chilled and ambient-temperature still water and chilled sparkling water. You will love the intuitive operation with the capacitive buttons.

How to read the unit names:

Model	Filter capacity	Filter type
Example: WPC	100	RO
WPC = Water Purifier Commercial WPD = Water Purifier Dispenser	Litres per hour	RO = Reverse Osmosis UF = Ultra Filtration
Example: AFG	100	
AF = Air Filter AFG = Air Filter Germicidal	suitable for room of 100 m²	



1 Fresh air – always and anywhere

Polluted air is always a problem, caused by vapours from carpets, pollen count, germs, poor air quality after a long conference in the meeting room or odours at the hairdresser's or in treatment rooms. All this can result in an inability to concentrate, headaches, a blocked nose and even asthma attacks. Say goodbye to these problems with our air purifier: switch on the air purifier – and breathe freely.



2 Our water dispensers – water in a class of its own

Potable tap water is good. Water from a Kärcher WPD water dispenser is better. Water for life. Thanks to its unique filter and hygiene concept, our WPD produces water of the highest quality around the clock. Depending on the machine, there is a choice of ambient, chilled, sparkling or hot water at the push of a button. Hygienic, calorie-free and pure. We achieve this through automatic thermal disinfection, contact protection for the water dispensing valve and the innovative filter concept consisting of Active-Pure filter and Hy-Protect filter. The Active-Pure filter ensures that the water tastes pure. The Hy-Protect filter works with ultra filtration without the addition of chemicals. Its fine-pore membrane reliably filters out bacteria and viruses.

AFG 100 AIR PURIFIER



Breathe deeply

Thanks to new plasma technology and an innovative combination of prefilter and three-stage filter (HEPA*, catalyser and active carbon filter), our AFG 100 air purifier eliminates all types of air pollution. Nothing is left behind, no hair, no dust, no mites, no smoke. Not even any bacteria or viruses. Rooms of up to 60 m² are purified in no time, allowing you to breathe deeply once again.




1 Multi-stage filter system

- Combination of prefilter, 3-stage filter (HEPA*, active carbon, catalyser). * EN 1822:1998.
- Removes particles, gases and germs from the ambient air and effectively destroys them.
- A high air throughput guarantees very effective air purification.



2 Modern, slim and compact machine design

- Fits into every space unobtrusively.
- Lighting can be adapted if required.



3 Unique plasma treatment

- The plasma generator destroys all types of pollution in the air and ensures that it is sterile.
- When used together HEPA* and active carbon can remove all harmful substances from the ambient air. * EN 1822:1998.
- Suitable for any type of air pollution. Does not emit ozone (according to ECARF).



4 Easy handling

- Intuitive operation and control of the machine.
- With filter change indicator. The filter can be replaced independently and with ease.
- Wear-free and maintenance-free plasma generator guarantees constantly high cleaning performance.

TECHNICAL DATA AND EQUIPMENT

AFG 100, white		AFG 100, anthracite
■ Complete solution for cleaning and disinfecting ambient air		■ Complete solution for cleaning and disinfecting ambient air
■ Sensor-based, automatic measurement of air quality		■ Sensor-based, automatic measurement of air quality
■ Flexible operating times with timer function		■ Flexible operating times with timer function
Technical data		
Current type	Ph / V / Hz	1 / 110-240 / 50-60
Sound pressure level	dB(A)	min. 25-max. 53
CADR PM 2,5	m³/h	> 120
CADR smoke	m³/h	> 127
CADR pollen	m³/h	> 139
Equipment		
Prefilter	■	■
Plasma generator	■	■
HEPA filter (EN 1822:1998)	■	■
Active carbon filter	■	■
Automatic mode	■	■
Operating panel	■	■
Adjustable lighting	■	■
Order no.	1.024-800.0	1.024-801.0
Price		

■ Included in the scope of supply.


AF 100 AIR CLEANER



A breath of fresh air

Our AF 100 needs only a couple of minutes to produce fresh, clean air in rooms up to 100 m². Customisable with five special filters – from antibacterial action to eliminating volatile organic compounds. A highly precise sensor monitors the air quality, shows this on the display and regulates the machine automatically.


NEW



30 dB(A)



LASER SENSOR



ALLERGY-FRIENDLY



1 Five filter options for various applications

- Special filters for eliminating bacteria, allergens, odours and volatile organic compounds.



2 Compact design with high mobility

- Easy to move between rooms thanks to the unit's robust rollers.



3 Powerful motor for rooms up to 100 m²

- Fan with three speed settings.



4 Intuitive operation and simple maintenance

- Filter service life can be read off the display. Customers can replace the filter easily themselves.

TECHNICAL DATA AND EQUIPMENT

AF 100		
■ Different filters for any application		
■ Precise sensor-based air quality measurement		
■ Robust rollers ensure excellent mobility		
Technical data		
Current type	Ph / V / Hz	1 / 220-240 / 50-60
Sound pressure level	dB(A)	min. 30-max. 48
CADR PM 2,5	m³/h	> 750
CADR formaldehyde	m³/h	> 350
CCM PM 2.5		P4
CCM formaldehyde		F4
Equipment		
Prefilter		■
Universal Pure filter		■
Allergy filter		optional
Anti-bacterial filter		optional
Smoke filter		optional
TVOC filter		optional
Filter replacement indicator		■
Automatic mode		■
Night mode		■
Operating panel		■
Rollers		■
Order no.		1.024-810.0
Price		
■ Included in the scope of supply.		

WATER DISPENSER WPD 100 / 200 / 600



Stand-alone unit



Table top unit



Unique: customised water dispenser

The configurable water dispensers can be individually tailored to different customer requirements (e.g. country, target group, installation site) in terms of cooling capacity, software functionality and product features.



1 A real eye-catcher

- Available in white or black.
- Individually printable glass panel – ideal as a free advertising surface or for displaying your company logo.
- Water dispensing area with LED lights.
- Extra-high water dispensing area.



2 Healthy water from a constantly pure, hygienic source

- All water-conducting pipes, the heating and cooling module, ultra filter and output valve are regularly disinfected automatically with hot water – without the use of chemicals.
- Bacteria and viruses are reliably killed. Rinsing after disinfection takes place automatically, without any effort, and can be set to run at any time.
- Kärcher's patented thermal disinfection offers maximum safety.



3 All important information at a glance

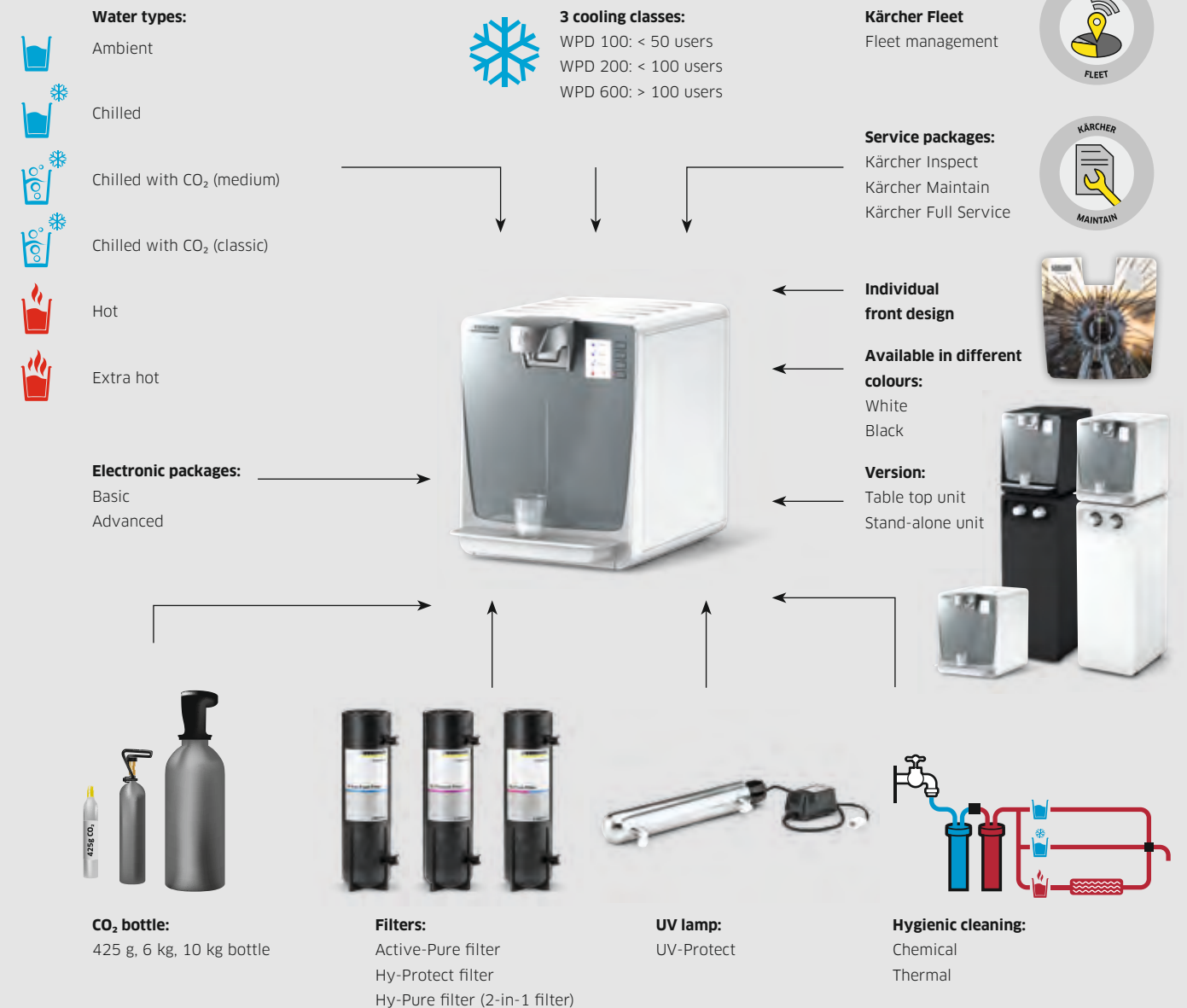
- Advanced package: Using the high-resolution colour display, you can adjust the dispensing quantity, CO₂ intensity and water temperature. The display informs you when the filter needs to be replaced and the status of the CO₂ supply.
- Kärcher Fleet M2M* communication establishes direct communication between the water dispenser and a PC or smartphone. You have comprehensive monitoring options which allow you to avoid unnecessary service work. (* machine-to-machine)



4 Easy CO₂ supply

- In the WPD 100, you can use any standard 425 g bottle of CO₂.
- The smallest 425 g bottle of CO₂ provides over 60 litres of sparkling water.
- The bottle is easy to change in the machine.
- Empty CO₂ bottles can be refilled – do your part to protect the environment.

AS INDIVIDUAL AS GOOD TASTE.



Water type

Depending on the electronics package, there are up to 6 different water types available: ambient, chilled, chilled with Medium (lightly sparkling) or Classic (strongly sparkling) CO₂, as well as hot and extra hot.



Colour variations

In pure white and classic black, the WPD stands out in any surroundings.



Filter combination

Choose the best combination configuration for your requirements: Active-Pure filter, Hy-Protect filter, Hy-Pure filter or UV Protect.



Individual front design

The glass panel can be designed with customer-specific background (e.g. colours of the company's CI) or used as a free advertising surface.

TOP PATENTED TECHNOLOGY GUARANTEES THE HIGHEST QUALITY.



		WPD 600		WPD 200		WPD 100	
		Adv	Basic	Adv	Basic	Adv	Basic
Technical data							
Power supply	V / Hz	220-240 / 50	220-240 / 50	220-240 / 50	220-240 / 50-60	220-240 / 50	220-240 / 50
Power input	kW	1.9	0.6	1.9	0.3	1.9	0.3
Sound pressure level	dB(A)	45	45	45	45	45	45
R134a coolant	kg	0.15	0.15	0.10	0.10	0.07	0.07
Water quantity, still, ambient	l/h	120	120	120	120	120	120
Water quantity, still, chilled	l/h	80	80	40	40	20	20
Cold water temperature	°C	4-12	4-12	4-12	4-12	4-12	4-12
Water quantity, still, hot	l/h	10	-	10	-	10	-
Hot water temperature	°C	80-95	-	80-95	-	80-95	-
Water quantity, chilled with CO ₂	l/h	80	80	40	40	20	20
CO ₂ content in the water	g/l	4.5 (Medium) 6.5 (Classic)	6.5 (Classic)	4.5 (Medium) 6.5 (Classic)	6.5 (Classic)	4.5 (Medium)	4.5 (Medium)
CO ₂ bottle size in table top unit	kg	-	-	-	-	0.425	0.425
CO ₂ bottle size in stand-alone unit	kg	max. 10	max. 10	max. 10	max. 10	max. 10	max. 10
Weight, table top unit	kg	-	-	35	35	30	30
Weight, stand-alone unit	kg	65	65	50	50	45	45
Dimensions table top unit (L × W × H)	mm	-	-	465 × 365 × 528	465 × 365 × 528	465 × 365 × 528	465 × 365 × 528
Dimensions stand-alone unit (L × W × H)	mm	1432 × 365 × 528	1432 × 365 × 528	1432 × 365 × 528	1432 × 365 × 528	1432 × 365 × 528	1432 × 365 × 528
Water outlet height	mm	300	300	300	300	300	300
Number of users		more than 100	more than 100	up to 100	up to 100	up to 50	up to 50
Order no.		1.024-920.2	1.024-920.2	1.024-920.2	1.024-920.2	1.024-920.2	1.024-920.2

CONFIGURATION OPTIONS

	WPD 600		WPD 200		WPD 100	
	Adv	Basic	Adv	Basic	Adv	Basic
Versions						
Table top unit	-	-	■	■	■	■
Stand-alone unit with base	■	■	□	□	□	□
Casing colour, white	□	□	□	□	□	□
Casing colour, black	□	□	□	□	□	□
Water type						
Water, still, ambient	■	■	■	■	■	■
Water, still, chilled	■	■	■	■	■	■
WPD, Medium CO ₂	□	-	□	-	□	□
WPD, Classic CO ₂	□	□	□	□	-	-
Water, hot	□	-	□	-	□	-
Water, extra hot	□	-	□	-	□	-
Water treatment						
Active-Pure filter (active carbon filtration)	■	■	■	■	■	■
Hy-Protect filter (ultra filtration)	■	□	■	□	■	□
Hy-Pure filter (2-in-1 filter)	-	-	-	-	□	□
UV-Protect (UV lamp)	-	□	-	□	-	□
Thermal disinfection	■	-	■	-	■	-
Chemical cleaning	-	■	-	■	-	■
WPC 100 RO drinking water production	-	-	-	□	-	□
Electronic equipment						
Multifunction colour display	■	-	■	-	■	-
Display, filter replacement	■	-	■	-	■	-
Display, change CO ₂ bottle	■	-	■	-	■	-
Adjustable portion size	■	-	■	-	■	-
Adjustable CO ₂ intensity	■	-	■	-	-	-
Adjustable hot water temperature	■	-	■	-	■	-
Error indication	■	■	■	■	■	■
Interface for Kärcher Fleet services (M2M communication)	□	-	□	-	□	-
Illuminated dispensing area	■	-	■	-	■	-
Accessories						
Drip tray draining	□	□	□	□	□	□
Drink accessories (jugs, carafes, bottles, cups, etc.)	□	□	□	□	□	□
Cup dispenser (in base)	■	■	□	□	□	□
Waterblock leak protection	□	□	□	□	□	□
■ Standard equipment. □ Option. - not available.						

WATER DISPENSER WPD 50



Small, affordable – the perfect entry-level machine

Our new middle class water dispenser is ideal for use in confined spaces. Active carbon filters and UV lamp ensure that the dispensed still water is pure and free from bacteria and viruses – chilled or ambient.



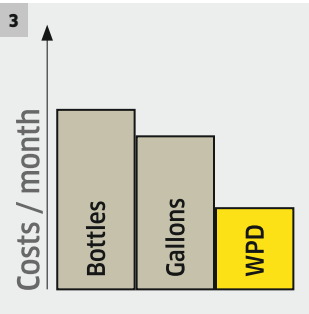
1 Compact design

- The perfect fit where there is limited available space.
- Intuitive operating concept with easy-to-read sensor buttons.
- Clearly recognisable dispensing area for optimal positioning of the drinking vessel.



2 Pure enjoyment – the healthy and safe choice

- The active-pure filter ensures the best taste and removes chlorine and heavy metals from the pipe.
- UV lamp: UV-protect kills bacteria and viruses.
- All water pipes, the cooling module and the water outlet are sanitised using high performance sanitising tabs.



3 Affordable enjoyment

- No inconvenient transportation of gallon containers or bottles. Very easy handling.
- Energy-efficient cooling system.
- Uncomplicated filter changing and maintenance of the UV lamp thanks to extremely easy access.



4 Very easy to use

- Supplies pure still water – chilled or ambient temperature.
- Glass front which is easy and quick to clean.

TECHNICAL DATA AND EQUIPMENT

WPD 50		WPD 50 Ws
■ Space-saving and compact		■ Space-saving and compact
■ Intuitive operation thanks to user-friendly icons		■ Intuitive operation thanks to user-friendly icons
Technical data		
Current type	Ph / V / Hz	1 / 220-240 / 50
Input pressure without carbonation	bar / MPa	1.5-max. 6 / 0.15-max. 0.6
Coolant		R134a
Amount of Coolant	kg	0.035
Water amount, quantity	l/h	max. 15
Water quantity, ambient	l/h	max. 85
Water quantity, chilled, carbonated	l/h	-
Rated input power	W	max. 200
Inlet temperature	°C	5-30
Water outlet height	mm	290
Dimensions (L x W x H)	mm	350 x 300 x 395
Equipment		
Hygienic cleaning	Detergent	Detergent
Active-Pure active carbon filter	■	■
2-in-1 filter "Hy-pure"	■	■
UV-Protect UV lamp	■	-
Water dispensing valve with contact protection	■	■
Positioning aid for drinking cup	■	■
Drip tray with level indicator	■	■
Order no.	1.024-404.0	1.024-405.0
Price		

■ Included in the scope of supply.

WATER TREATMENT WPC 100 RO



Providing clean drinking water where there is none

Unfortunately, clean and potable tap water is not a given in many regions. Our compact water treatment system WPC 100 RO is a remedy for this and, using the principle of reverse osmosis, provides pure drinking water wherever it is needed. In doing so, it produces around 70% less waste water than comparable competitor products.



- 1 Optional integration into a water dispenser from the WPD range

 - Makes it possible to use WPD water dispensers even in regions without drinkable tap water.
 - Reverse osmosis solution for integration in the WPD machine range.
- 2 Can be installed directly in the cupboard under the sink

 - For hygienically safe drinking water that can be used both for drinking and cooking.
 - Easy and intuitive operation.

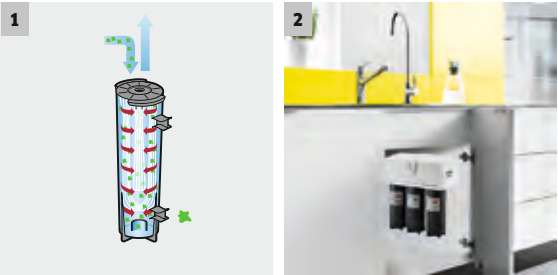
WPC 100 RO		
■ Five-stage membrane filtration		
■ No storage tank required		
■ Space-saving		
Technical data		
Filter capacity	I/h	up to 100
Water inlet pressure	MPa / bar	0.1-0.3 / 1-3
Max. inlet temperature	°C	5-38
Operating voltage	Ph / V / Hz	1 / 110-240 / 50-60
Connection load	W	80
Weight	kg	13.5
Dimensions (L × W × H)	mm	372 × 240 × 530
Order no.	1.024-510.0	
Price		

WPC 120 UF / WPC 80 RO WATER TREATMENT



Clean drinking water. Without a lot of technology

Wherever tap water is not potable, our water treatment systems use modern ultra filtration or reverse osmosis to produce hygienically pure drinking water. All systems can be operated without a storage tank and work extremely economically. Our RO reverse osmosis models produces around 70% less waste water than comparable products.



- 1 WPC 120 UF: The water treatment system with state-of-the-art ultra filtration

 - All particles > 0.02 µm are reliably removed.
 - The three-stage membrane filtration reduces bacteria and other pathogens by 99.9999 per cent, while viruses are reduced by 99.95 percent.
- 2 Compact and space-saving design

 - Low space requirements, even fits under the sink unit.

WPC 120 UF			WPC 80 RO		
<div><div></div><div>■ Three-stage membrane filtration</div><div>■ No power supply or storage tank required</div><div>■ With ultra filtration</div></div>			<div><div></div><div>■ Four-stage membrane filtration</div><div>■ No power supply or storage tank required</div><div>■ With reverse osmosis</div></div>		
Technical data					
Filter capacity	I/h	120		80	
Filter fineness	µm	0.02		0.005	
Water inlet pressure	bar / MPa	1-4 / 0.1-0.4		1-6 / 0.1-0.6	
Max. inlet temperature	°C	5-38		5-38	
Weight	kg	3.5		9	
Dimensions (L × W × H)	mm	323.8 × 148.2 × 303.4		467 × 197.3 × 415.7	
Order no.	1.024-753.0		1.024-752.0		
Price					

PROGRAMMED TO GLEAM

Our scrubber driers are indispensable assets for professional cleaning companies. They are ideal for cleaning and caring for both hard and supple surfaces effectively, including deep cleaning, maintenance care and polishing. Flawless on flat surfaces and on the edges. If there's one thing that's indispensable for you, it's that floors are always perfectly cleaned and maintained – hygienically and to a shine.



Table of contents: Scrubbers/Scrubber driers		
Ride-on scrubber driers	Page	480
Step-on scrubber driers	Page	504
Walk-behind scrubber driers	Page	510
Accessories	Page	552
Manual Cleaning equipment	Page	792
Cleaning agents, care agents and disinfection	Page	866



Cleans all by itself: KIRA B 50

With our KIRA B 50 scrubber drier robot, you benefit from fully autonomous cleaning and cost-effectiveness even in small areas. Thanks to various autonomous cleaning programs, KIRA B 50 offers maximum flexibility during use. The multisensor system and the automated intelligent route planning feature ensure reliable and safe operation at all times. At the optional docking station, KIRA B 50 can autonomously recharge, refill with fresh water and dispose of the dirty water.

Huge range: BD 80/100 W Classic

The largest Classic machine in our walk-behind class is extremely robust and surprisingly compact. With a tank volume of 100 litres, you can also take on larger cleaning tasks effortlessly and without interruption.




Perfect at every level: BD 17/5 C

Our BD 17/5 C stair cleaning machine is your ideal companion for scrubbing and polishing in small or narrow spaces, and even on vertical surfaces. Stairs, sinks, bathrooms – with the new ergonomic handle, you always have good balance and can work without getting tired. And you can now replace the brush without any tools.

How to read the machine names:

Machine type	Working width	Volume/speed	Type and equipment	Configuration options
Example: BR	35	12	C	
B = Body unit without brush head or different working widths to choose from BR = Scrubber drier with roller BD = Scrubber drier with disc BRS = Scrubber with roller BDS = Scrubber with disc BDP = Polishing machine with disc	In machine names with a combination of numbers, the first number indicates the working width (in centimetres).	For scrubber driers, the second number indicates the volume of the fresh water/dirty water tank (in litres). For scrubbers and polishing machines, the second number indicates the speed (rpm).	C = Compact, machines without traction drive W = Walk-behind, machines with traction drive R = Ride-on machine RS = Ride-on/Step-on machine I = Industry Abbreviations for brush heads: R = Roller head D = Disc head S = Square cleaning head with circular vibrating motion O = Orbital disc head with rotating and oscillating rotary motions	Bp = Battery-powered Ep = Mains-powered (corded) Bc = Battery-powered (incl. battery charger) Pack = Package (battery and battery charger included in the scope of supply) Esc = For escalator cleaning Fact = Three preset cleaning programs Dose = Cleaning agent dosing unit Classic = simple equipment

OVERVIEW OF KÄRCHER FLOOR CLEANING MACHINES

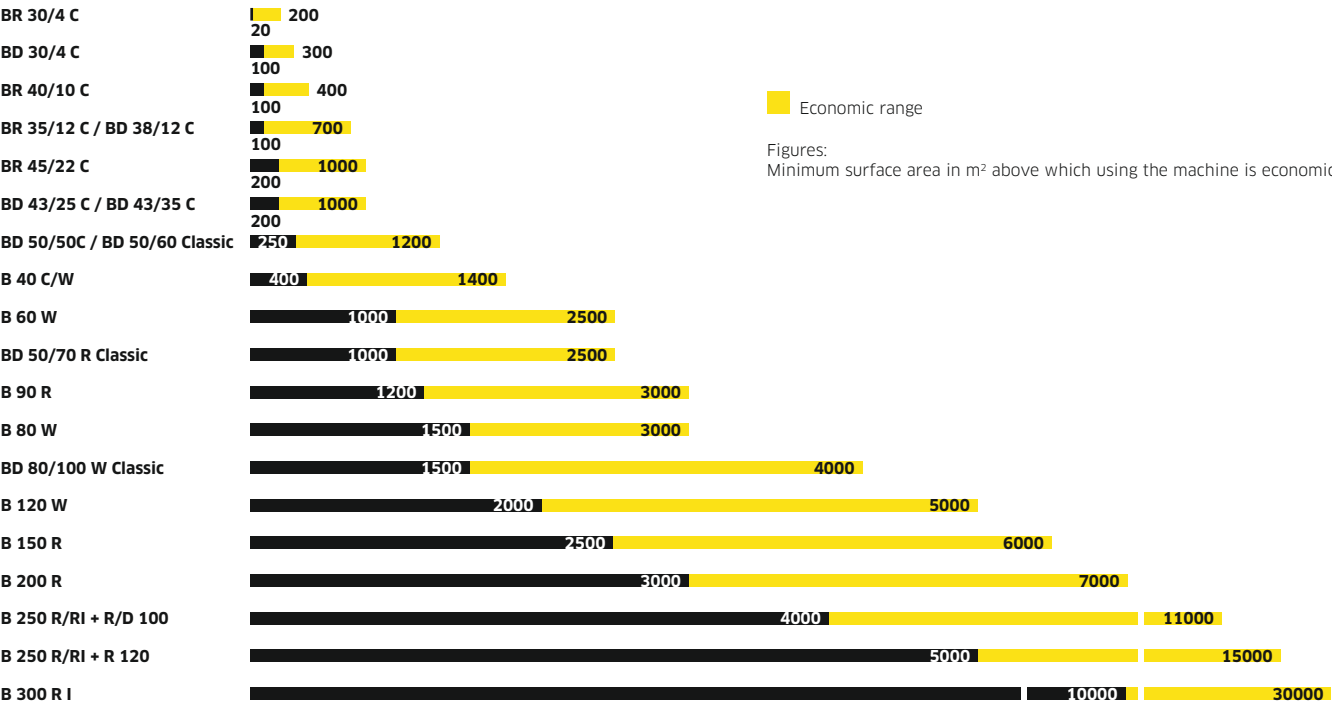
	Price	Order no.	Working width of brushes (mm)	Max. battery runtime (hrs)	Max. theoretical area performance (m²/h)	Fresh/dirty water tank (l)	Traction drive via motor (yes/no)	Variable contact pressure	Sweeping function	On-board battery charger	Max. driving speed (km/h)	Page
	Ride-on scrubber driers											
	B 300 R I	1.480-235.2	1045 / 1755	-	10450-17550	300 / 300	■	■	■	-	10	483
	B 250 R I	1.480-231.2	1000 / 1200	5	8000-9600	250 / 250	■	■	□ ¹⁾	- ²⁾	8	487
	B 250 R	1.480-231.2	1000 / 1200	6	8000-9600	250 / 250	■	■	□ ¹⁾	- ²⁾	8	487
	B 200 R	1.246-200.2	750 / 900 / 1100	5	4500-6600	200 / 200	■	■	□ ¹⁾	□	6	491
	B 150 R Adv	1.246-020.2	750 / 900	4.5	7500-9000	150 / 150	■	■	□ ¹⁾	□	6	495
	B 150 R	1.246-020.2	750 / 900	5	4500-5400	150 / 150	■	■	□ ¹⁾	□	6	495
	B 90 R Configured	1.161-000.2	550-750	3.5	3300-4500	90 / 90	■	■	□ ¹⁾	□	6	501
	B 90 R Adv Dose Bp Pack	1.161-310.0 -311.0	550-750	2.5	3300-4500	90 / 90	■	■	□ ¹⁾	□	6	501
	B 90 R Adv Bp Pack	1.161-308.0 -309.0	550-750	2.5	3300-4500	90 / 90	■	■	□ ¹⁾	□	6	501
	B 90 R Classic Bp Pack	1.161-306.0 -307.0	550-750	2.5	3300-4500	90 / 90	■	■	□ ¹⁾	□	6	501
	BD 50/70 R Bp Pack Classic Fleet	1.161-071.0 -073.0	510	2.5	2800	70 / 75	■	-	-	- ²⁾	5.5	503
	BD 50/70 R Bp Classic Fleet	1.161-070.0 -072.0	510	2.5	2800	70 / 75	■	-	-	- ²⁾	5.5	503
	Step-on scrubber driers											
	B 95 RS	1.006-200.2	650 / 750	3.5	3900-4500	95 / 95	■	■	□ ¹⁾	□	6	507
	BD 50/40 RS Bp Pack	1.533-170.0 -171.0	510	2.5	2800	40 / 40	■	■	-	□	4.5	509
	BR 55/40 RS Bp Pack	1.533-172.0 -173.0	550	2.5	3025	40 / 40	■	■	■	□	4.5	508
	Walk-behind scrubber driers											
	B 120 W	1.005-100.2	750 / 900 / 1100	5.5	4500-6600	120 / 120	■	■	□ ¹⁾	■	6	513
	BD 80/100 W Bp Classic Fleet	1.127-012.0 -016.0	800	5	4050	100 / 100	■	■	-	-	5	527
	BD 80/100 W Bp Pack Classic Fleet	1.127-018.0 -020.0	800	5	4050	100 / 100	■	■	-	-	5	527
	B 80 W Bp	1.259-010.2	650 / 750	4	3900-4500	80 / 80	■	■	□ ¹⁾	■	6	516
	B 60 W Bp	1.384-020.2	550 / 650	3	3300-3900	60 / 60	■	■	□ ¹⁾	■	6	521
	B 60 C Bp Classic	1.384-020.2	510 / 550	3.5	2295-2475	60 / 60	-	-	□ ¹⁾	- ²⁾	-	520
	B 60 W Ep	1.384-020.2	510 / 550	-	3060-3300	60 / 60	-	■	□ ¹⁾	-	-	520
	B 40 W Bp	1.533-210.2	430 / 550	3.5	3060-3300	40 / 40	■	-	□ ¹⁾	■	6	524
	B 40 C Bp	1.533-210.2	430 / 550	3	1935-2475	40 / 40	-	-	□ ¹⁾	■	-	525
	B 40 C Bp Classic	1.533-210.2	430 / 550	3	1935-2475	40 / 40	-	-	□ ¹⁾	- ²⁾	-	525
	B 40 C Ep	1.533-210.2	430 / 550	-	1935-2475	40 / 40	-	-	□ ¹⁾	-	-	525
	Push/Compact scrubber driers											
	BD 50/50 C Bp Classic	1.127-001.0	510	3	2295	50 / 50	-	-	-	- ²⁾	-	529
	BD 50/50 C Bp Pack Classic	1.127-006.0	510	3	2295	50 / 50	-	-	-	- ²⁾	-	529
	BD 50/60 C Ep Classic	1.127-002.0	510	-	2295	60 / 60	-	-	-	-	-	529
	BR 45/22 C Bp Pack Fleet	1.783-460.0 -465.0	450	2	1800	22 / 22	-	■	■	■	-	533
	BD 43/25 C Bp Bp Pack	1.515-400.0 -403.0	430	2	1720	25 / 25	-	-	-	- ²⁾	-	531
	BD 43/35 C Ep	1.515-401.0	430	-	1720	35 / 35	-	-	-	-	-	531
	BD 38/12 C Bp Pack	1.783-430.0	380	1.5	1520	12 / 12	-	-	-	■	-	534
	BR 35/12 C Bp Pack	1.783-450.0	350	1.5	1400	12 / 12	-	■	■	■	-	535
	BR 40/10 C Adv	1.783-316.0	400	-	400	10 / 10	-	■	-	-	-	536
	BR 40/10 C Adv	1.783-311.0	400	-	400	10 / 10	-	■	-	-	-	536
	BR 30/4 C Bp Pack	1.783-225.0	300	0.5	200	4 / 4	-	-	-	- ²⁾	-	537
	BR 30/4 C Adv	1.783-213.0	300	-	200	4 / 4	-	-	-	-	-	537
	BR 30/4 C MF	1.783-220.0 -223.0	300	-	200	4 / 4	-	-	-	-	-	537
	BD 30/4 C Bp Pack	1.783-230.0	300	1	900	4 / 4	-	-	-	- ²⁾	-	539
	Mopvac											
	B 60/10 C	1.006-711.0	600	-	2400	10 / 10	-	-	-	-	-	541
	Single-disc machines											
	BDS 43/150 C Classic	1.291-243.0	430	-	-	10	-	-	-	-	-	543
	BDS 51/180 C Adv	1.291-227.0	510	-	-	10	-	-	-	-	-	545
	BDS 43/180 C Adv	1.291-226.0	430	-	-	10	-	-	-	-	-	545
	BDS 33/180 C Adv	1.291-220.0	330	-	-	8	-	-	-	-	-	545
	BDS 43/Duo C I Adv	1.291-241.0	430	-	-	10	-	-	-	-	-	545
	BDS 43/Duo C Adv	1.291-223.0	430	-	-	10	-	-	-	-	-	545
	BDP 43/450 C Adv	1.291-225.0	430	-	-	-	-	-	-	-	-	545
	Staircase/escalator cleaners											
	BR 47/35 Esc	1.310-109.0	470	-	-	35 / 35	-	-	-	-	-	546
	BR 45/10 Esc	1.310-121.0	450	-	-	-	-	-	-	-	-	547
	BD 17/5 C	1.737-107.0	170 / 200	-	-	-	-	-	-	-	-	549
	Polishing machines											
	BDP 50/2000 RS Bp Pack	1.002-039.0	510	-	1780	-	■	-	-	■	-	550
	BDP 50/2000 RS Bp	1.002-041.0	510	-	1780	-	■	-	-	-	-	550
	BDP 50/1500 C	1.291-141.0	510	-	900	-	-	-	-	-	-	551

■ NEW ■ Included in the scope of supply. □ Available accessories. ¹⁾ In conjunction with R head. ²⁾ External battery charger available.

WHICH IS THE RIGHT ONE?

The optimal scrubber drier for every surface

It's best to choose the right model of scrubber drier according to cost. You need to know the size of the area you wish to clean and how often you would like to clean it, and then you can make your selection from a cost point of view. The table below gives you an overview of reference values for each model.



Figures:
Minimum surface area in m² above which using the machine is economical.

WHICH SCRUBBER DRIER IS THE RIGHT ONE?



Ride-on/Step-on scrubber drier

Cleaning area:
1,200 to 30,000 m²

Suitable for cleaning:
Large areas that are mostly clear of objects, e.g. storage spaces, production facilities, shopping centres, multi-storey car parks, exhibition centres, airports



- Properties:**
- High area performance
 - Long runtimes of up to 6 hours
 - High operating comfort for effortless working


- Accessories for special applications:**
- Protective roof
 - Flashing beacon
 - Side brush
 - Dose cleaning agent dosing unit



Walk-behind scrubber drier

Cleaning area:
400 to 5,000 m²

Suitable for cleaning:
Medium-sized areas that are largely or mostly clear of objects, e.g. retail, sports halls, corridors and hallways, educational institutions, swimming pools, entrance halls



- Properties:**
- Good control of the result
 - Extremely safe thanks to easy handling
 - Runtimes of up to 5.5 hours

- Accessories for special applications:**
- "Box" Home Base kit
 - Suction hose
 - Spray suction
 - Climate-neutral cleaning



Push/Compact scrubber drier

Cleaning area:
200 to 1,000 m²

Suitable for cleaning:
Small areas that are full of objects and furniture, e.g. bistros, boutiques, service stations, showrooms, spas, GP surgeries, kitchens, bakeries



- Properties:**
- High manoeuvrability
 - Mobility (transport)
 - Low weight
 - Runtimes of up to 3 hours

- Accessories for special applications:**
- "Mop" Home Base kit
 - DS 3 cleaning agent dosing station
 - Filling hose
 - Carpet cleaning



Autonomous scrubber drier


Cleaning area:
From 500 m²

Suitable for cleaning:
Small and medium-sized areas that are largely or mostly clear of objects, e.g. supermarkets, corridors and hallways, shopping centres



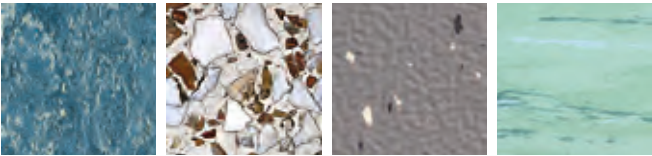

- Properties:**
- Fully autonomous cleaning with docking station
 - Targeted and flexible cleaning of different areas
 - Intelligent automated route planning
 - Cleaning right up to the edge

- Accessories for special applications:**
- Docking station
 - Flashing beacon



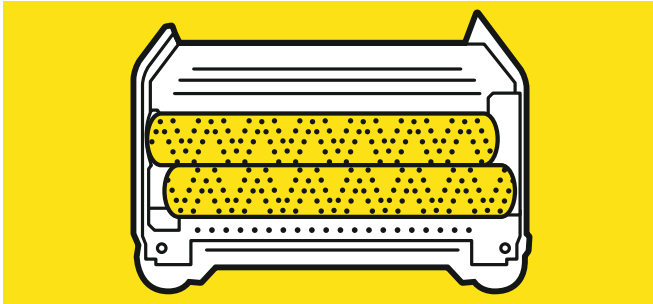
BRUSH HEAD SELECTION

Brush head with disc engineering



- Particularly for unstructured floor coverings
- Ideal for delicate floors
- Low level of brush wear
- Particularly quiet running

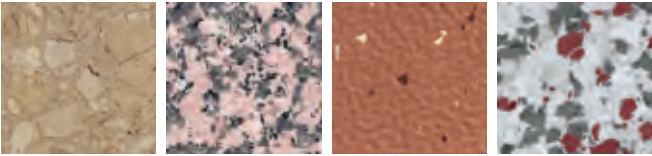

Brush head with roller technology



- Particularly for structured floor coverings
- High contact pressure
- For heavily soiled surfaces
- Sweeping function
- Self-cleaning rollers
- Good corner cleaning


SQUEEGEE SELECTION

Straight squeegees











- Particularly for crevice-free floor coverings
- Easy to adjust
- Sufficient for numerous floor coverings

Curved/V-shaped squeegees



- Particularly for floor coverings with joints
- Optimum joint drying
- Improved coarse dirt pick-up (V-shape)

THE RIGHT ACCESSORY FOR EVERY APPLICATION

	Roller technology R			Disc engineering D	D/O disc engineering		Vibrating technology	Detergent recommendation
								
	Roller brush Structured floor coverings	Roller pad Unstructured floor coverings	Microfibre roller	Disc brush Structured floor coverings	Disc pad Unstructured floor coverings	Microfibre pad	Pad	
Deep cleaning								
Supple floor coverings								
PVC, linoleum, rubber, PUR	■	■		■	■			RM 752 ¹⁾ /754
Natural stone floors (granite, marble, slate, etc.)								
Matt	■ ■ ²⁾	■		■ ■	■ ■			RM 752 ¹⁾ /754/751 ³⁾
Glossy		■			■ ■			RM 754/751 ³⁾
Artificial stone floors (tiles, concrete, artificial stone, etc.)								
Matt	■ ■ ²⁾	■		■	■ ■			RM 752 ¹⁾ /754/751 ³⁾
Glossy	■ ■ ²⁾	■		■	■ ■			RM 754/751 ³⁾
Fine stoneware tiles			□		□	□		RM 752
Synthetic resin coats								
PUR, epoxy resin, stone carpet	■ ■ ²⁾	■		■ ■	■			RM 752/751 ³⁾
Restoring shine								
Coatings		■			■		■	RM 756
Maintenance cleaning								
Supple floor coverings								
PVC, linoleum, rubber, PUR	■ ■ ²⁾	■		■	■ ■		■	RM 756
Natural stone floors (granite, marble, slate, etc.)								
Matt	■ ■ ²⁾	■		■	■ ■		■	RM 756
Glossy	■ ■ ²⁾	■		■	■ ■		■	RM 755
Artificial stone floors (tiles, concrete, artificial stone, etc.)								
Matt	■ ■ ²⁾	■		■	■ ■		■	RM 756
Glossy	■ ■ ²⁾	■		■	■ ■		■	RM 755
Fine stoneware tiles			□		□	□		RM 753
Synthetic resin coats								
PUR, epoxy resin, stone carpet	■ ■ ²⁾	■		■	■		■	RM 69
Diamond cleaning system (natural stone floors, artificial stone, synthetic resin coats)								
Deep cleaning					◇ ◇			RM 756
Maintenance cleaning					◇ ◇			RM 755
Polishing								
Supple floor coverings								
PVC, linoleum, rubber, PUR	□	■		□ ■	□ ■			RM 748
Natural stone floors (granite, marble, slate, etc.)								
Glossy	□	■		□ ■	□ ■			RM 748/746
Artificial stone floors (tiles, concrete, artificial stone, etc.)								
Glossy	□	■		□ ■	□ ■			RM 748
Synthetic resin coats								
PUR, epoxy resin, stone carpet	□	■		□ ■	□ ■			RM 748
Crystallising								
Floor coverings containing lime (marble, terrazzo, artificial stone, etc.)					◇			RM 749/775 ⁴⁾
Pad and brush colours								
□ White ■ Beige ■ Natural ■ Yellow ■ Melamine, grey ■ Green ■ Red ■ Black □ Blue/white (microfibre) ■ Orange ◇ ◇ ◇ Diamond: white, yellow, green ■ SPP pad, brown								
¹⁾ Not for alkali-sensitive surfaces (linoleum, rubber, polished limestone, etc.). ²⁾ For crevices and heavily structured floor coverings. ³⁾ For mineral soiling on acid-resistant floor coverings (cement film, lime residue, etc.). ⁴⁾ Can only be used with pad discs.								

See "Accessories" from page 554 onwards



1 Lithium-ion battery

Lithium-ion batteries are extremely powerful and fully maintenance-free. They have a long service life and can be recharged in half the time it takes to recharge conventional gel batteries. The charge can be topped up at any time, which means that the machine is always ready for use.

2 Order on board: Home Base kit

Many scrubber driers are fitted with a Home Base kit, the storage system for all the equipment you need. The "Mop" kit comes with a mop clip, mop support and bottle holder. The "Box" kit offers space to securely store three bottles, as well as cloths, scrapers, replacement rubbish bags, gloves, etc.

3 Auto-Fill and tank rinsing system

Auto-Fill: Simply connect the water hose to the machine using the hose connector and fill the tank. The water supply stops automatically once the tank is full. Tank rinsing system: Once the cleaning work is complete, the dirty water tank can be easily and conveniently cleaned using the integrated tank rinsing function. Simply connect the water hose to the machine using the hose connector and rinse the tank. The rinse water is drained via the drain hose. This cleans the tank without splashing and supports the HACCP concept.

4 Quiet, economical, easy-to-use and efficient

In eco!efficiency mode, energy consumption, cleaning agent consumption and even water consumption are reduced to varying degrees depending on the model of the machine. This means that not only can the machine work for considerably longer, but it also saves money. The machine is also noticeably quieter. Different preconfigured cleaning programs can be selected using the EASY Operation rotary switch, which provides the operator with greater protection against incorrect operation.



5 Dose - the intelligent cleaning agent dosing unit

Dose technology enables precise dosing of the cleaning agent by means of a controller, as well as switching to a different cleaning agent or emptying the tank - even while the machine is in use. This saves on cleaning agent and working time. Since the cleaning agent and fresh water supply are separated, the growth of micro-organisms is prevented.

6 Colour coding

Simple and easy-to-understand operation thanks to the colour coding: Control elements are yellow, while service elements are grey. The symbols used are self-explanatory and arranged clearly. After a short familiarisation period, the operator soon finds their way and can switch to a different machine at any time because the coding is the same.

7 KIK

The KIK system offers a higher level of protection against erroneous operation of the scrubber drier. Operators cannot change the machine's basic default settings. These have been previously preset by the supervisor for each cleaning task or for the building. The operator only needs to insert their key and use the EASY button to select the cleaning program. Only the correctly coded key can start the machine. This offers maximum security.

8 Fleet

Kärcher Fleet guarantees reliable fleet management. It provides an overview of the fleet and the cleaning activities. This makes cleaning processes transparent and allows for complete documentation.

300-LITRE CLASS



A marvel of productivity: B 300 R I

With this combined scrubber drier/vacuum sweeper, you can kill two birds with one stone. It can overcome even the toughest challenges in a single operation, thereby practically halving the working time. It is also highly manoeuvrable and agile; it can withstand even tough applications easily and it excels on large areas with working widths of up to 1.65 metres (scrub vacuuming) or even 1.75 metres (sweeping). The powerful and robust combustion engines, powered either by liquid gas or diesel, combined with fresh and dirty water tank capacities of 300 litres each, ensure that you can work for very long periods without stopping.



1 Hydraulic high container emptying

The operator never comes into contact with dust or dirt thanks to the convenient hydraulic high container emptying up to a height of 1.55 metres. The waste container simply tips backwards, making it possible to dispose of the waste without touching it.



2 Side brushes and side scrubbing decks

You can use optional side brushes or side scrubbing decks to increase the working width on the right- or left-hand side of the machine by up to 1,755 millimetres. To ensure that neither the machine nor the area being cleaned is impacted by possible collisions, the side attachments kits are spring-mounted and simply moved under the machine in the event of heavy contact.



3 Robust design

Extremely sturdy machine components, such as the solid steel frame, make the B 300 R I perfect even for the toughest jobs. Robust industrial engines and the fully hydraulic traction drive also guarantee an extremely low susceptibility to errors.



4 Combination of scrub vacuuming and sweeping

Scrub vacuuming and sweep vacuuming in a single step saves a lot of time, particularly on large surfaces. It therefore also saves a lot on costs for staff, machines and consumables.

CONFIGURATION OPTIONS

- 1. Select the drive type: Diesel or liquid gas (LPG)
- 2. Attachment kits



Protective roof without glass



STVZO
(approved for road use)




Right/left side scrubbing deck



Kärcher Fleet



Right/left side brush



Drive: Diesel/LPG



Working light

Brings light into the darkness in poor lighting conditions and significantly improves operational safety for the user and others in the vicinity.



Side scrubbing deck

The optional side scrubbing deck can be attached on either side, is spring-mounted for collision protection and extends the working width to up to 1,655 mm.



Operation

Very simple and wear-resistant operation using a robust handle ensures relaxed handling of the machine.



Road approval

The B 300 R I is approved for use on public roads in accordance with the German Road Traffic Licensing Regulations (StVZO) and can therefore also be used in public areas without concern.

CONFIGURATION OF THE FULLY CUSTOMISED B 300 R I MACHINE

You have two basic models to choose from: The B 300 R I LPG with a low-emission, gas-powered combustion engine, which can also be used inside buildings, or the B 300 R I D, which is fitted with a robust, low-consumption diesel engine. Side brushes or side scrubbing decks can be used to extend the working width and other useful attachment kits are also available.



1 Manual tank rinsing

For manual tank rinsing, use the remaining fresh water to rinse out the dirty water tank and clean it with ease.

2 Squeegee

The very robust, spring-mounted squeegee ensures optimal vacuuming results in a wide variety of applications.



3 Liquid gas (LPG) engine

The low-emission, gas-powered combustion engine also allows cleaning of very large indoor areas, such as exhibition centres.



	B 300 R I D	B 300 R I LPG
Technical data		
Working width, brushes	mm1045	1045
Working width, sweeping, with 2 side brushes	mm1755	1755
Working width, wet scrubbing, with 2 side scrubbing decks	mm1655	1655
Working width, vacuuming	mm1440	1440
Theoretical area performance	m²/h17550	17550
Fresh/dirty water tank	l300 / 300	300 / 300
Max. speed	km/h12	12
Max. cleaning speed	km/h10	10
Brush contact pressure (max.)	g/cm² / kg250 / 150	250 / 150
Brush speed	rpm460	460
Waste container	l180	180
Water flow (max.)	l/min12	12
Voltage supply to machine	V12	12
Motor rating	kW25	39
Weight	kg1750	1745
Dimensions (L × W × H) (including protective roof)	mm2400 × 1540 × 2040	2400 × 1540 × 2040
Dimensions (L × W × H) (without attachments)	mm2400 × 1540 × 1760	2400 × 1540 × 1760
Equipment		
Roller brush	■	■
Sweep vacuuming unit	■	■
Integrated sweeping mechanism	■	■
Flashing beacon	■	■
Side mirror	■	■
Working light	■	■
Squeegee	■	■
Automatic brush head and squeegee raising function	■	■
Electrically adjustable contact pressure	■	■
Special equipment		
Right/left side brush	□	□
Right/left side scrubbing deck	□	□
Protective roof without glass	□	□
StVZO (approved for road use)	□	□
Kärcher Fleet	□	□
Order no.	1.480-235.2	1.480-235.2

■ Included in the scope of supply. □ Available accessories.

250-LITRE CLASS



Powerhouse on three wheels

For cleaning hard surfaces in large premises, the B 250 R scrubber drier or combination machine is the right choice. The sturdy tubular steel frame meets even the toughest operational demands. Powerful batteries and large water tank ensure you can work for a long time without stopping. Single-button operation and coloured control elements make the machine especially easy to use.



1 Very small turning circle

The short wheelbase and the minimal machine width ensure high manoeuvrability and large area coverage, meaning that even narrow areas can be cleaned efficiently.

- Very small turning circle.
- High manoeuvrability.
- Good area coverage.



3 Extra large working width

In the roller version, a larger working width is also available as an option with 20 per cent higher area performance. The protruding brush head is protected against damage by a massive deflector.

- Extra-large working width of 1,200 mm.
- High area performance.
- Very robust thanks to the extremely strong deflector.



4 Safety: A key function

The KIK system offers much greater protection against erroneous operation. Operators cannot alter the machine's basic default settings. These have been preset beforehand by the supervisor for each cleaning task or for the building. All the operator needs to do is insert the key and the default program will start via EASY Operation. For even greater safety, all B 250 R machines feature simple, quick and intuitive menu navigation with clear designations, as well as innovative technical features such as suction power, brush speed, cleaning agent dosing, driving speed, approval for operators with a yellow key, switch-off delay for turbine and brushes, and the ability to choose the battery type. The B 250 R can only be started with a correctly coded key and is consequently protected against unauthorised operation.

2 All-in-one sweep vacuuming and scrubber drier – R I model

For tackling larger amounts of dirt, the B 250 R is also available with an upstream vacuum sweeping module. The round filter with 4 m² filter area in combination with automatic filter cleaning allows for continuously dust-free working.

- Sweep vacuuming and scrub vacuuming in a single work step.
- Floating main sweeper roller.
- Includes two side brushes.

CONFIGURATION OPTIONS



Roller heads
Roller heads (R) have advantages for cleaning textured floors and in deep crevices, while disc heads (D) offer the greatest benefits on smooth surfaces.



Working light
In poorly lit areas such as car parks or logistics areas, the working light improves vision and makes the machine easier to see.



Cleaning agent dosing unit
With the Dose cleaning agent dosing system, the cleaning agent is added to the fresh water when required. The dosing can be adjusted from 0 to 3 per cent.



Side scrubbing deck
Makes it possible to scrub right up to edges and contours. If it makes contact with an edge, it automatically moves inwards under the machine and out of the way.

CONFIGURE YOUR VERY OWN B 250 R MACHINE

Two different basic models are available: B 250 R, the compact scrubber drier, and B 250 R I, the vacuum sweeper/scrubber drier. There are three brush heads to choose from for each. You can also select the squeegee that is right for you, and many other configuration options.



1 Filling made easy

With the automatic filling system, a hose is simply connected with a conventional hose connector. The water flow stops automatically as soon as the tank is full. This makes the waiting time shorter and means that other tasks can be carried out while the tank is being filled. A conventional quick coupling with a non-return valve is recommended for the hose connection.

2 Operator protection

The operation of vehicles in warehouse areas is often subject to regulations designed to protect staff from falling objects. This is why the B 250 R is available with a protective roof. The particularly sturdy protective roof offers reliable protection without restricting the operator's movements and has been tested in accordance with the requirements for protective roofs on cleaning machines.

3 Spray vacuum nozzle for difficult-to-reach areas

For places the machine is unable to reach, there's a useful optional extra that can be carried on board: The spray vacuum nozzle, which enables corners and other areas the machine cannot access to be cleaned and vacuumed. Installation couldn't be easier – the suction hose is simply connected from the squeegee to the accessory as necessary.



	B 250 R I			B 250 R		
+ brush head	R 120	R 100	D 100	R 120	R 100	D 100
Technical data						
Working width, brushes	mm	1200	1000	1000	1200	1000
Working width, vacuuming	mm	1420	1060	1060	1420	1060
Theoretical area performance	m²/h	9600	8000	8000	9600	8000
Fresh/dirty water tank	l	250 / 250	250 / 250	250 / 250	250 / 250	250 / 250
Brush contact pressure (max.)	g/cm² / kg	230 / 150	260 / 150	35 / 150	230 / 150	260 / 150
Brush speed	rpm	600-1200	600-1200	140	600-1200	600-1200
Waste container	l	60 + 24	60 + 20	60	24	20
Max. water flow	l/min	8	8	8	8	8
Voltage supply to machine	V	36	36	36	36	36
Rated input power, total machine	W	6900	6900	6500	5200	5200
Weight (with battery)	kg	1470	1450	1450	1270	1250
Dimensions without attachments (L × W × H)	mm	2730 × 1260 × 1550	2730 × 1060 × 1550	2730 × 1060 × 1550	1900 × 1260 × 1550	1900 × 1060 × 1550
Equipment						
Roller brush	■	■	-	■	■	-
Disc brush	-	-	■	-	-	■
Integrated sweeping mechanism	■	■	-	■	■	-
Sweep vacuuming unit	■	■	■	-	-	-
Auto-Fill	■	■	■	■	■	■
Fact	■	■	-	■	■	-
ecoefficiency mode	■	■	■	■	■	■
Additional brake	■	■	■	■	■	■
Automatic brush head and squeegee raising function	■	■	■	■	■	■
Electrically adjustable contact pressure	■	■	■	■	■	■
KIK (Kärcher Intelligent Key)	■	■	■	■	■	■
Configuration options						
Battery, low-maintenance, 36 V / 630 Ah	□	□	□	□	□	□
Battery charger (external)	□	□	□	□	□	□
Squeegee, straight, oil-resistant polyurethane lips (1160)	□	□	□	□	□	□
Squeegee, curved, oil-resistant polyurethane lips (1160)	□	□	□	□	□	□
Squeegee, straight, oil-resistant polyurethane lips (1400)	□	□	□	□	□	□
Squeegee, curved, oil-resistant polyurethane lips (1400)	□	□	□	□	□	□
Special equipment						
Side brushes	□*	□*	□*	□	□	-
Dose cleaning agent dosing unit	□	□	□	□	□	□
Spray suction	□	□	□	□	□	□
Protective roof	□	□	□	□	□	□
Flashing beacon	□	□	□	□	□	□
Working light	□	□	□	□	□	□
Side scrubbing deck	-	-	-	-	□	□
Kärcher Fleet	□	□	□	□	□	□
Order no.	1.480-231.2	1.480-231.2	1.480-231.2	1.480-231.2	1.480-231.2	1.480-231.2

* Required accessories. ■ Included in the scope of supply. □ Available accessories.

200-LITRE CLASS



Compact, convenient, clearly arranged

The B 200 R is the ride-on scrubber drier of choice for thorough and effective cleaning of indoor areas measuring between 2,500 and 7,000 m². Different cleaning modes can be conveniently selected via the large colour display. And the innovative, patented KIK key system provides the machine with effective protection against erroneous operation by unauthorised persons.



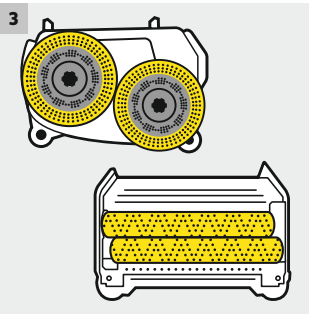
1 Optional side brush

In conjunction with the R 75 or R 90 roller head, the optional side brush makes the B 200 R a real all-rounder and enables sweeping, scrubbing and vacuuming in a single operation. If required, the side brush can of course also be switched off.



2 Manual tank rinsing

For efficient cleaning of the dirty water tank, simply use the residual water left in the fresh water tank for manual rinsing.



4 Safety: A key function

With our KIK key system, erroneous operation of the machine can be avoided and unauthorised start-up completely prevented. The use of different keys (colour-coded yellow and grey) to which different access rights are assigned makes it possible, for example, for an authorised person to configure the default settings for the upcoming cleaning task and lock them. All the operator then needs to do is insert the key and the default program will start via EASY Operation.

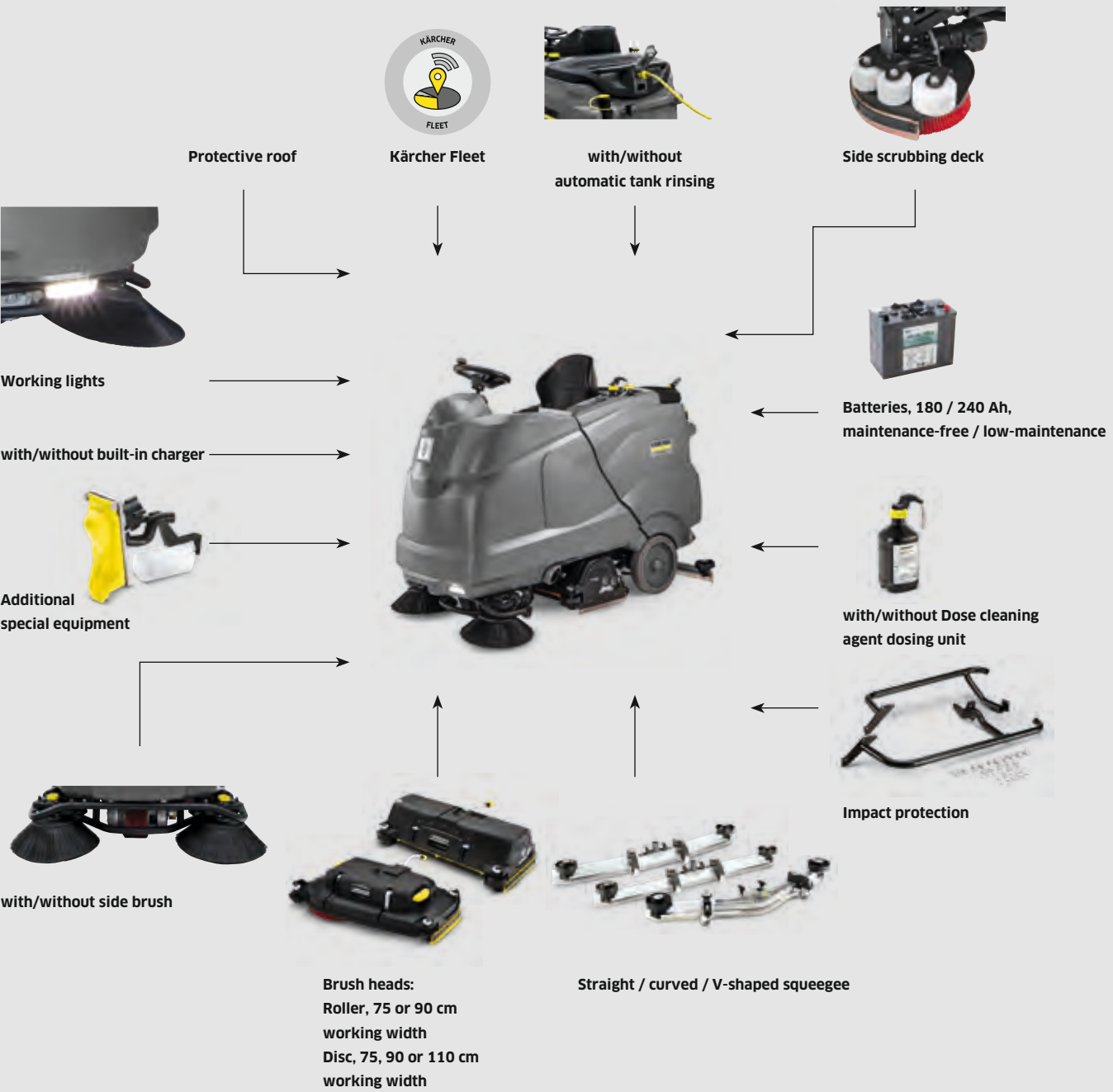
To further increase security, the machine features simple, fast and intuitive menu navigation with clear descriptions, such as:

- Suction power.
- Brush speed.
- Cleaning agent dosing unit.
- Driving speed.
- Approval for operators with a yellow key.
- Switch-off delay for turbines and brushes.
- Battery type selection.

3 Brush heads to suit you

You can choose between roller or disc brush engineering and specify the right working width (75, 90 or 110 cm) for your needs.

CONFIGURATION OPTIONS



Extremely manoeuvrable
The short and narrow design makes the machine very agile and easy to manoeuvre.



Cleaning agent dosing system
The Dose cleaning agent dosing system provides even and precise dosing of the cleaning agent volume.



Auto-Fill function
Time-saving and reliable automatic filling of the fresh water tank.



Additional lights
Standard daytime running light, brush head lighting and optional working lights increase safety and convenience for the user.

CONFIGURE YOUR VERY OWN B 200 R MACHINE

So that we can offer you the perfect machine for your needs, the B 200 R is available in different working widths, with disc brushes or roller brushes, and with the matching squeegee. You can choose precisely the features you need for the application you have in mind. Now available also with daytime running light fitted as standard.



1 Automatic tank rinsing system

With the automatic tank rinsing system, a fresh water hose is connected with a conventional hose connector. Splash water is completely avoided.

2 Extra large working width


The 110 cm working width and the associated disc brush head are ideal for cleaning particularly large areas. Impact protection is included as standard.

3 Home Base

Additional cleaning utensils can be carried on board the B 200 R thanks to the Kärcher Home Base kit, which enables bottles, bags, cloths and even a mop to be carried with ease.

4 Kärcher Fleet

Our web-based fleet management system gives you an overview of all important parameters of each individual machine – in real time. This means you’re always up to date and you can react faster and more effectively to unforeseen events.



		B 200 R				
+ brush head		R 90	D 90	R 75	D 75	D 110
Technical data						
Working width, brushes	mm	900	900	750	750	1100
Working width, vacuuming	mm	1060	1060	940	940	1200
Theoretical area performance	m²/h	5400	5400	4500	4500	6600
Fresh / dirty water tank volume	l	200 / 200	200 / 200	200 / 200	200 / 200	200 / 200
Driving and cleaning speed	km/h	6	6	6	6	6
Max. brush contact pressure	g/cm² / kg	505 / 89	34 / 96	560 / 82	46 / 87	23 / 102
Brush speed	rpm	600-1300	180	600-1300	180	180
Waste container	l	9	-	7	-	-
Max. water flow	l/min	9	9	9	9	9
Voltage supply to machine	V	36	36	36	36	36
Voltage supply to battery charger	V / Hz	230 / 50-60	230 / 50-60	230 / 50-60	230 / 50-60	230 / 50-60
Rated input power, total machine (ecoefficiency mode)	W	2800 (1680)	2800 (1680)	2800 (1680)	2800 (1680)	2800 (1680)
Weight (with battery)	kg	475 (565)	475 (565)	475 (565)	475 (565)	475 (565)
Dimensions without attachments (L × W × H)	mm	1860 × 910 × 1410	1860 × 910 × 1410	1860 × 910 × 1410	1860 × 910 × 1410	1860 × 1120 × 1410
Equipment						
Roller brush		■	-	■	-	-
Disc brush		-	■	-	■	■
Integrated sweeping mechanism		■	-	■	-	-
All-wheel drive		-	-	-	-	-
Auto-Fill		□	□	□	□	□
Fact		■	-	■	-	-
ecoefficiency mode		■	■	■	■	■
Automatic brush head and squeegee raising function		■	■	■	■	■
Electrically adjustable contact pressure		■	■	■	■	■
Long-term/short-term climbing ability	%	10 / 15	10 / 15	10 / 15	10 / 15	10 / 15
KIK (Kärcher Intelligent Key)		■	■	■	■	■
Large colour display		■	■	■	■	■
Built-in charger		□	□	□	□	□
Configuration options						
Battery, maintenance-free, 36 V / 180 Ah / 36 V / 240 Ah		□	□	□	□	□
Squeegee, straight, oil-resistant polyurethane lips (940 mm)		-	-	□	□	-
Squeegee, curved, oil-resistant polyurethane lips (940 mm)		-	-	□	□	-
Squeegee, straight, oil-resistant polyurethane lips (1060 mm)		□	□	-	-	-
Squeegee, curved, oil-resistant polyurethane lips (1060 mm)		□	□	-	-	-
Special equipment						
Side brushes		□	-	□	-	-
Dose cleaning agent dosing unit		□	□	□	□	□
Side scrubbing deck		□	□	□	□	□
Flashing beacon/working lights		□	□	□	□	□
Automatic/manual rinsing system		□ / □	□ / □	□ / □	□ / □	□ / □
Kärcher Fleet		□	□	□	□	□
Impact protection		□	□	□	□	■
Order no.		1.246-200.2	1.246-200.2	1.246-200.2	1.246-200.2	1.246-200.2

■ Included in the scope of supply. □ Available accessories.

150-LITRE CLASS



Efficient and well thought-out in every detail

The B 150 R is the perfect ride-on scrubber drier for medium-sized areas of 2,500 to 6,000 m². It is highly compact and provides good all-round visibility for cleaning interiors. The machine offers ultimate convenience too: Automatic lowering of the brush head and squeegee, large colour display, automatic adjustment of contact pressure and configurable cleaning modes. The KIK key system and the colour-coded control elements make operation particularly easy.



1 Safety: A key function

The KIK system offers much greater protection against erroneous operation. Operators cannot alter the machine's basic default settings. These have been preset beforehand by the supervisor for each cleaning task or for the building. All the operator needs to do is insert the key and the default program will start via EASY Operation.

For even greater safety, all B 150 R machines feature simple, quick and intuitive menu navigation with clear designations, as well as innovative technical features such as:

- Suction power.
- Brush speed.
- Cleaning agent dosing unit.
- Driving speed.
- Approval for operators with a yellow key.
- Switch-off delay for turbines and brushes.
- Battery type selection.

The B 150 R can only be started with a correctly coded key and is consequently protected against unauthorised operation.



2 Home Base kit

Thanks to the Home Base kit, transporting cleaning utensils such as bottles, bags, cloths or mops is no problem at all.

3 Sweeping, scrubbing and vacuuming

The optional side brush in conjunction with a roller head makes the machine a real all-rounder.

- Sweeping, scrubbing and vacuuming in a single procedure.
- In combination with the R 75 or R 90 roller head.
- Side brush can be switched off.

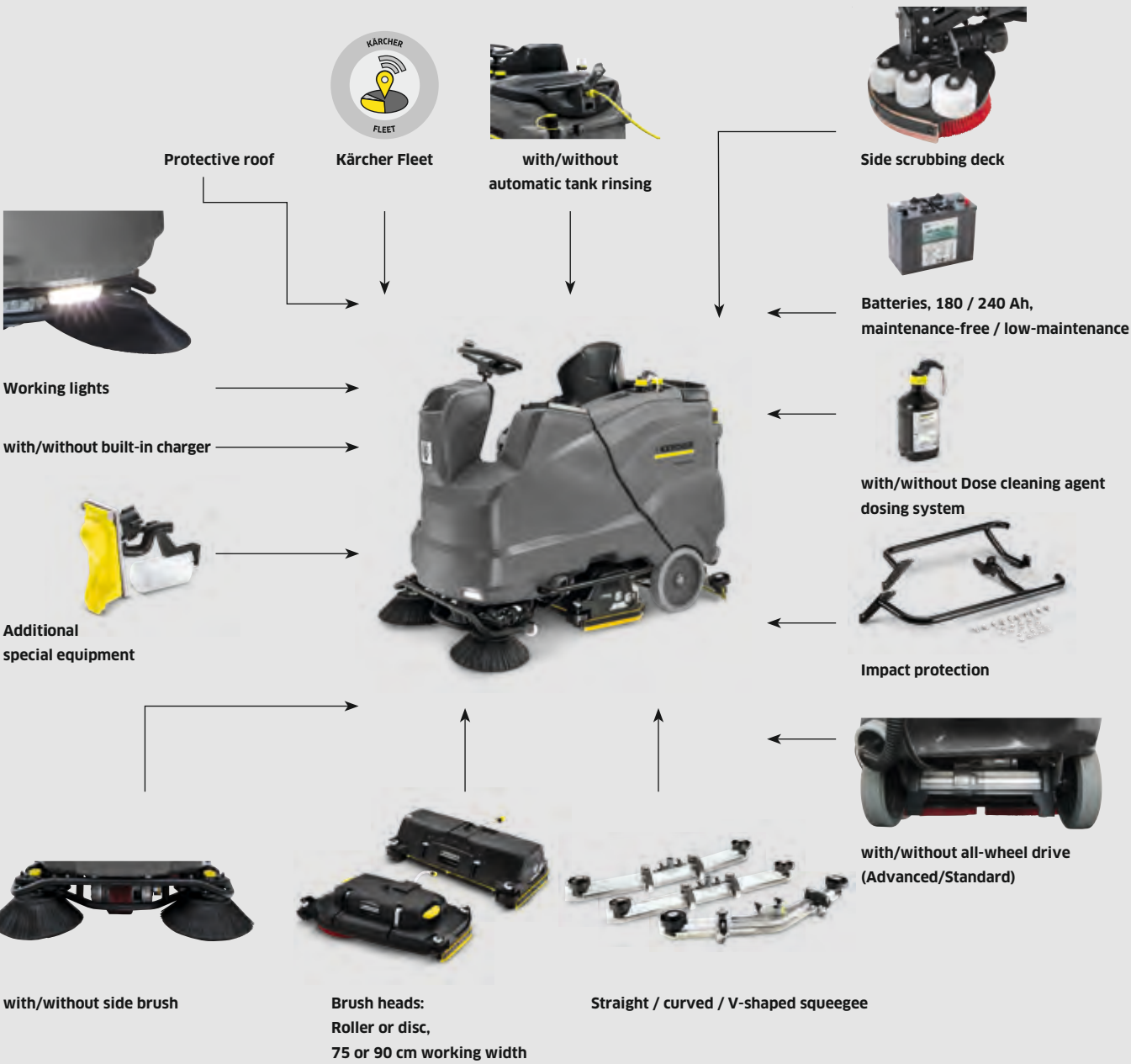
4 Extremely manoeuvrable

The short and narrow design makes the machine highly manoeuvrable. It is ideal for angled interiors and provides a very good overview as well. This makes cleaning faster, safer and more efficient.

- Only 1,400 mm long and 800 mm wide (R/D 75).
- Very good overview.
- Safe and efficient.



CONFIGURATION OPTIONS



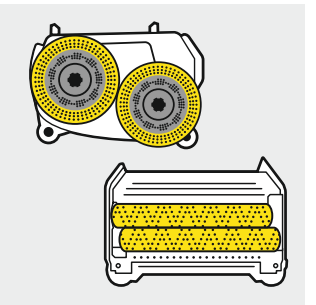
Side scrubbing deck
Makes it possible to scrub right up to edges and contours. If it makes contact with an edge, it automatically moves inwards under the machine and out of the way.



Auto-Fill
With the automatic filling system, the tank can be filled with an external hose with a conventional hose connector.



Automatic tank rinsing
With the automatic tank rinsing system, a fresh water hose is connected with a conventional hose connector.



Brush heads
Roller brushes or disc brushes in various working widths (from 75 to 90 cm) are available depending on the application requirements. Roller or disc system.

CUSTOM CONFIGURATION

Two different basic models are available: Standard and Advanced. The Advanced version is distinguished primarily by the all-wheel drive for better traction and extra features such as automatic filling, as well as four brush heads in two working widths as disc and roller. You can also choose other equipment such as different batteries or squeegees.



1 B 150 R Adv

All-wheel drive. Increases safety, improves performance
With all-wheel drive, everything is better, easier, quicker and safer. The Advanced version of our B 150 R effortlessly masters inclines of up to 25 per cent and has no problem cleaning ramps up to a gradient of 15 per cent. An increased driving speed of 10 km/h generates up to 66 per cent more area performance per hour. Furthermore, the all-wheel drive also improves the directional stability on wet and slippery surfaces as well as the traction. Together with the steering angle sensor and the automatic braking system for driving curves, safety when working is now significantly improved.



2 B 150 R lwp

Twin tyres. Reduce the contact pressure
Even delicate surfaces in airports, shopping centres and sports complexes need to be cleaned on a regular basis. With the twin tyre version of the B 150 R, this is possible even in places where the weight of other scrubber driers would exert too much contact pressure on the ground. Typical examples include marble and tiles, as well as floors which are only partly glued or laid over heating pipes , along with wooden floors. The twin tyres on the machine with rear-wheel drive and extra wide rear wheels reduce the contact pressure to just 0.3 N/mm² and therefore prevent damage to the surface as well as increasing comfort for the user.



		B 150 R Adv		B 150 R	
+ brush head		R 90 / D 90	R 75 / D 75	R 90 / D 90	R 75 / D 75
Technical data					
Working width, brushes	mm	900	750	900	750
Working width, vacuuming	mm	1060	940	1060	940
Theoretical area performance	m²/h	9000	7500	5400	4500
Fresh / dirty water tank volume	l	150 / 150	150 / 150	150 / 150	150 / 150
Driving and cleaning speed	km/h	10	10	6	6
Max. brush contact pressure	g/cm² kg	505 / 89 34 / 96	560 / 82 46 / 87	505 / 89 34 / 96	560 / 82 46 / 87
Brush speed	rpm	600-1300 / 180	600-1300 / 180	600-1300 / 180	600-1300 / 180
Waste container	l	9 / -	7 / -	9 / -	7 / -
Max. water flow	l/min	9	9	9	9
Voltage supply to machine	V	36	36	36	36
Voltage supply to battery charger	V / Hz	230 / 50-60	230 / 50-60	230 / 50-60	230 / 50-60
Rated input power, total machine (eco!efficiency mode)	W	3240 (1950)	3240 (1950)	2800 (1680)	2800 (1680)
Weight (with battery)	kg	435-520	435-520	435-520	435-520
Dimensions without attachments (L × W × H)	mm	1790 × 910 × 1410	1790 × 800 × 1410	1790 × 910 × 1410	1790 × 800 × 1410
Equipment					
Roller brush		■ / -	■ / -	■ / -	■ / -
Disc brush		- / ■	- / ■	- / ■	- / ■
Integrated sweeping mechanism		■ / -	■ / -	■ / -	■ / -
All-wheel drive		■	■	-	-
Auto-Fill		■	■	□	□
ecoefficiency mode		■	■	■	■
Automatic brush head and squeegee raising function		■	■	■	■
Electrically adjustable contact pressure		■	■	■	■
Long-term/short-term climbing ability	%	15 / 18	15 / 18	10 / 15	10 / 15
KIK (Kärcher Intelligent Key)		■	■	■	■
Large colour display		■	■	■	■
Built-in charger		□	□	□	□
Configuration options					
Battery, maintenance-free, 36 V / 180 Ah / 36 V / 240 Ah		□	□	□	□
Squeegee, straight, oil-resistant polyurethane lips (940 mm)		-	□	-	□
Squeegee, curved, oil-resistant polyurethane lips (940 mm)		-	□	-	□
Squeegee, straight, oil-resistant polyurethane lips (1060 mm)		□	-	□	-
Squeegee, curved, oil-resistant polyurethane lips (1060 mm)		□	-	□	-
Special equipment					
Side brushes		□ / -	□ / -	□ / -	□ / -
Side scrubbing deck		□	□	□	□
Dose cleaning agent dosing unit		□	□	□	□
Flashing beacon/working lights		□	□	□	□
Automatic/manual rinsing system		□ / □	□ / □	□ / □	□ / □
Kärcher Fleet		□	□	□	□
Impact protection		□	□	□	□
Order no.		1.246-020.2	1.246-020.2	1.246-020.2	1.246-020.2

■ Included in the scope of supply. □ Available accessories.

90-LITRE CLASS

The real dream cleaning machine

The B 90 R ride-on scrubber drier offers everything you could possibly want: The equipment, working width, squeegee length, configuration and scrubbing technology can all be combined in a one-off machine, which is then built specifically to the customer's requirements.



1 Machines to meet your needs

- Choose from a number of different configuration options, from the economical Classic to the fully equipped Dose model.
- A choice of three working widths and three different squeegees is available.

2 Different scrubbing technologies

- Disc cleaning models, especially for use on smooth surfaces.
- For textured floors or extremely stubborn dirt, roller brushes provide more benefits. They also scrub and sweep in a single step.

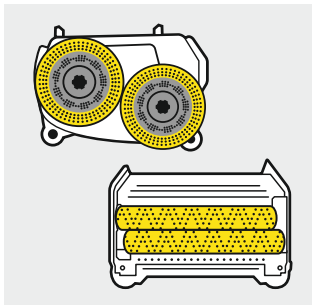
3 With or without Dose

- With the automatic Dose cleaning agent dosing unit, the cleaning agent is added to the fresh water as required, up to 3 per cent.
- The tank only contains fresh water. This saves time and prevents the risk of bacteria forming during longer periods of downtime.

4 Working width of your choice

- Three working widths are available, depending on requirements: 55, 65 and 75 cm.
- This makes the cleaning machine even more economical - even on large surfaces.
- Can be set to many different modes.
- Easy to use.

CONFIGURATION OPTIONS



Brush heads
Various brush head types are available: Roller heads (R) and disc heads (D) are especially useful on smooth surfaces.



Squeegee
For optimal suction, even around bends, squeegees are available in various widths: 850 mm for working widths up to 55 cm, 940 mm for a working width of 65 cm.



Classic or Advanced
The Classic is characterised by simple operation. On the Advanced, you can select settings such as the brush speed or turbine performance via the menu (Dose only in combination with Adv).



Special equipment
There is a wide variety of special equipment available too, such as automatic filling, tyres with particularly good traction, flashing light or different brushes and pads.

CUSTOM CONFIGURATION

The B 90 R is available in various working widths, with disc brushes or roller brushes and the matching squeegee. This means that the machine is always optimally tailored to the customer's requests and requirements.

Configuration – optional	Description	
Equipment sets		
Classic Pack	■ Batteries (180 Ah, maintenance-free).	■ On-board battery charger for 180 Ah batteries.
Adv	■ Setting options via the display: Turbine speed (x2), language selection, max. cleaning speed presetting.	■ Settings: Brush delay time, test modes for service. ■ Fact (for roller heads).
Adv Pack	■ Setting options via the display: Language selection, max. cleaning speed presetting.	■ Settings: Brush delay time, test modes for service. ■ Fact (for roller heads). ■ Batteries (180 Ah, maintenance-free). ■ On-board battery charger for 180 Ah batteries.
Dose	■ Setting options via the display: Turbine speed (x2), language selection, max. cleaning speed presetting, Dose setting.	■ Settings: Brush delay time, test modes for service. ■ Fact (for roller heads). ■ Dose cleaning agent dosing unit. ■ FloorPro Deep Cleaner RM 69, 2.5 litres.
Dose Pack	■ Setting options via the display: Turbine speed (x2), language selection, max. cleaning speed presetting, Dose setting.	■ Settings: Brush delay time, test modes for service. ■ Fact (for roller heads). ■ Dose cleaning agent dosing unit. ■ FloorPro Deep Cleaner RM 69, 2.5 litres. ■ Batteries (180 Ah, maintenance-free). ■ On-board battery charger for 180 Ah batteries.



1 Where cleanliness counts

Cleanliness is of the utmost importance in the retail sector. The cleaning equipment must be easy to use, and the machine should be quiet and inconspicuous because cleaning often takes place during public opening hours.



2 Hygiene as a priority

There is no other area of application where hygiene requirements are as important as in the health service. A scrubber drier has to clean large surfaces, but it also has to be hygienic. The B 90 R has proven itself to be an essential aid in this area.

3 Thorough cleaning

The B 90 R efficiently removes dirt and dust, even on large surfaces. This ensures that production processes do not have to be interrupted and reduces the dust impact in warehouses to a minimum.

Configuration – optional	Description	
Brush heads		
550 mm, roller	<ul style="list-style-type: none">■ Working width 550 mm.■ 2 x roller brushes, 532 mm each.■ Sweeping function.	<ul style="list-style-type: none">■ Runs close to the wall on the right-hand side.■ 2 x red roller brushes, incl.■ Quick brush replacement.
550 mm, disc	<ul style="list-style-type: none">■ Working width 550 mm.■ 2 x discs, 300 mm each.	<ul style="list-style-type: none">■ Runs close to the wall on the right-hand side.■ 2 x red disc brushes, incl.■ Quick brush replacement.
650 mm, roller	<ul style="list-style-type: none">■ Working width 650 mm.■ 2 x roller brushes, 638 mm each.■ Sweeping function.	<ul style="list-style-type: none">■ Runs close to the wall on the right-hand side.■ 2 x red roller brushes, incl.■ Quick brush replacement.
650 mm, disc	<ul style="list-style-type: none">■ Working width 650 mm.■ 2 x discs, 355 mm each.	<ul style="list-style-type: none">■ Runs close to the wall on the right-hand side.■ 2 x red disc brushes, incl.■ Quick brush replacement.
750 mm, roller	<ul style="list-style-type: none">■ Working width 750 mm.■ 2 x roller brushes, 700 mm each.■ Sweeping function.	<ul style="list-style-type: none">■ Runs close to the wall on both sides.■ 2 x red roller brushes, incl.■ Quick brush replacement.
750 mm, disc	<ul style="list-style-type: none">■ Working width 750 mm.■ 2 x discs, 385 mm each.	<ul style="list-style-type: none">■ Runs close to the wall on both sides.■ 2 x red disc brushes, incl.■ Quick brush replacement.

Squeegee		
Straight, 850 mm	■ With support rollers and wear- and oil-resistant polyurethane lips, suitable for a max. working width of 650 mm.	
Curved, 850 mm	■ With support rollers and wear- and oil-resistant polyurethane lips, suitable for a max. working width of 650 mm.	
Straight, 940 mm	■ With support rollers and wear- and oil-resistant polyurethane lips, suitable for a max. working width of 750 mm.	
Curved, 940 mm	■ With support rollers and wear- and oil-resistant polyurethane lips, suitable for a max. working width of 750 mm.	
V-shaped, 900 mm	■ With support rollers and wear- and oil-resistant polyurethane lips, suitable for a max. working width of 650 mm.	
V-shaped, 1000 mm	■ With support rollers and wear- and oil-resistant polyurethane lips, suitable for a max. working width of 750 mm.	
Order no.	1.161-000.2	

90-LITRE CLASS

For a clean environment



Highly compact ride-on scrubber drier for effortless use on medium and large areas. Available with disc brushes or roller brushes with sweeping mechanism.



1 Extremely easy to manoeuvre

- Thanks to its very short and narrow construction style, the machine is very agile and easy to manoeuver despite large water volumes.
- The 90° steering system allows you to turn on the spot.
- A low centre of gravity ensures excellent road adherence.



2 Simple operation

- The basic functions are controlled with the EASY switch.
- Operating hours can be viewed on the display.
- Additionally, the roller brushes ensure that water and therefore also cleaning agent are saved.



3 Long running time

- Large compartment for a large battery capacity. Maintenance-free gel batteries in the pack variants.
- Two-level turbo power saves energy in the WHISPER setting.



4 Quick replacement

- If required, the brush head can be replaced quickly with no need for tools.
- The rollers on the R head can be changed in next to no time.
- The brushes or pad drive boards on the D head are discarded using the foot pedal.

TECHNICAL DATA AND EQUIPMENT

		B 90 R Adv Dose Bp Pack B 90 R Adv Dose Bp	B 90 R Adv Bp Pack B 90 R Adv Bp	B 90 R Classic Bp Pack B 90 R Classic Bp
		■ Adjustable brush contact pressure ■ With cleaning agent dosing ■ With two-level suction performance	■ Adjustable brush contact pressure ■ With two-level suction performance ■ With tank level display	■ Very easy to use ■ With operating hour counter ■ For maintenance cleaning
Technical data				
Brush working width	mm	550-750	550-750	550-750
Working width, vacuuming	mm	850-940	850-940	850-940
Fresh/dirty water tank	l	90 / 90	90 / 90	90 / 90
Brush contact pressure	g/cm² / kg	20-315 / 28-35	20-315 / 28-35	20-315 / 28-35
Battery	V / Ah	24 / 170 24 / -	24 / 170 24 / -	24 / 170 24 / -
Battery charger	V / Hz	230 / 50-60 - / -	230 / 50-60 - / -	230 / 50-60 - / -
Weight	kg	275 152	273 150	272 149
Dimensions (L x W x H)	mm	1450 x 800 x 1200	1450 x 800 x 1200	1450 x 800 x 1200
Equipment				
Traction drive		■	■	■
Automatic water stop		■	■	■
Variable contact pressure		■	■	-
Dose		■	-	-
FACT		■	■	-
Battery and built-in charger included		■ -	■ -	■ -
Order no.		1.161-311.0 -310.0	1.161-309.0 -308.0	1.161-307.0 -306.0
Price				

■ Included in the scope of supply.

		Brush head R 75 R 75 R 65 R 55	Brush head D 75 D 65 D 55
		■ Two contra-rotating roller brushes ■ Scrubbing and sweeping in one go ■ High scrubbing performance	■ Two disc brushes ■ Mit integriertem Spritzschutz ■ Einfacher Bürstenauswurf
Technical data			
Theoretical area performance	m²/h	4500 3900 3300	4500 3900 3300
Working widths	mm	750 650 550	750 650 550
Rotational speed	U/min	600-1300	180
Rated input power	W	2 x 600	2 x 600
Weight	kg	30 29 28	35 33 30
Contact pressure	g/cm²	200-315	20-35
Kehrvolumen	l	7 6 5	-
Dimensions (L x W x H)	für 750 mm	810 x 520 x 280	810 x 490 x 280
Dimensions (L x W x H)	für 650 mm	750 x 520 x 280	745 x 505 x 280
Dimensions (L x W x H)	für 550 mm	640 x 520 x 280	640 x 490 x 280
Equipment			
Roller brushes		■	-
Disc brushes		-	■
Splash guard		■	■
Sweeping function		■	-
Easy brush replacement		■	■
Order no.		2.763-006.0 -004.0 -002.0	2.763-005.0 -003.0 -001.0
Price			

■ Included in the scope of supply.

Accessories	Product name	Order no.	Description
DS 3 Cleaning Agent Dosing Station	2.641-811.0	Can be connected to the water tap; water and cleaning agent are simply filled into the fresh water tank. Can also be used with the ABS filling system. Not for Dose variants.	
Flashing beacon	2.641-718.0	Increases the safety of the working environment.	
Auto-Fill	2.641-748.0	Automatic filling system. Water supply automatically stops when the tanks is full. With safety overflow.	
Tyres, supergrip	6.435-403.0	Oil-resistant, with especially good traction.	

70-LITRE CLASS



Battery-operated, compact and exceptionally manoeuvrable

The affordable entry-level model into the world of ride-on scrubber driers is driven by a powerful 105 Ah battery and impresses with its slimline and compact construction style and incredible manoeuvrability. The machine, which is equipped with disc brush engineering, is easy to manoeuvre and transport, can even fit in lifts and offers many other clever and useful details.



1 Simple operation

- Self-explanatory symbols and clear control panel.
- Brief familiarisation phases.
- Simple, yellow colour-coded control elements make the machine easy to use.



2 Disc brush engineering

- Rugged construction style with integrated disc brush head.
- High area performance thanks to large working width.
- Brush replacement via pedal ejection.



3 Compact, slim design

- Extremely manoeuvrable machine.
- Clear view of surfaces to be cleaned.
- Easy to transport.



4 Optional accessories: pre-sweep mop

- Picks up dry dirt, thus supporting the cleaning process.
- Helps to prevent blockages in the suction channel.

TECHNICAL DATA AND EQUIPMENT

BD 50/70 R Classic Bp Pack			BD 50/70 R Classic Bp BD 50/70 R Classic Fleet Bp		
<div><div></div><div>■ Compact slim design and extremely manoeuvrable</div><div>■ Extremely easy and intuitive operation</div><div>■ Powerful battery and charger included in the scope of delivery</div></div>			<div><div></div><div>■ Compact slim design and extremely manoeuvrable</div><div>■ Extremely easy and intuitive operation</div><div>■ Disc brush engineering (one disc)</div></div>		
Technical data					
Brush working width	mm	510		510	
Working width, vacuuming	mm	850		850	
Theoretical area performance	m²/h	2805		2805	
Fresh/dirty water tank	l	70 / 75		70 / 75	
Brush contact pressure	g/cm² / kg	13 / 20		13 / 20	
Brush speed	rpm	180		180	
Battery	V / Ah	24 / 105		24 / -	
Battery charger	V / Hz	95-253 / 50-60		- / -	
Rated input power	W	1400		1400	
Weight	kg	190.3 194		112.1 116	
Dimensions (L × W × H)	mm	1310 × 590 × 1060		1310 × 590 × 1060	
Equipment					
Traction drive		■		■	
Disc brush		■		■	
Automatic water stop		■		■	
Battery and charger		■		-	
Variable contact pressure		-		-	
Order no.		1.161-071.0 -073.0		1.161-070.0 -072.0	
Price					
■ Included in the scope of supply.					
Accessories					
Product name	Product name	Order no.	Description		
DS 3 Cleaning Agent Dosing Station	2.641-811.0	Can be connected to the water tap; water and cleaning agent are simply filled into the fresh water tank. Can also be used with the ABS filling system. Not for Dose variants.			
Attachment kit for the 60 cm pre-sweep mop	4.039-270.0	The pre-sweep mop can sweep up coarse dirt and it prevents coarse dirt from getting onto the brush head and into the squeegee.			
Bin liner holder attachment kit	4.039-269.0	Time-saving and useful accessory part: holder for convenient attachment of a bin liner or bin bag directly to the machine.			
Home Base Kit mop holder	4.039-271.0	Mop holder allows you to carry a mop on the machine. Easy attachment, convenient handling.			
Squeegee, straight	4.777-401.0	Straight, with support rollers. Suction lips of oil-resistant,transparent polyurethane.			
Squeegee, curved	4.777-411.0	Curved, with support rollers. Suction lips of oil-resistant,transparent polyurethane.			
Home Base Box Kit	4.035-406.0	Safe storage of cloths, cleaning agent bottles, etc., whilst cleaning.			
Flashing beacon	4.039-267.0	Non-glare flashing beacon increases safety when working in dark buildings.			
Battery	4.035-182.0	Machines with 36 V require three batteries.			
Battery charger	6.654-329.0	Standby battery charger for maintenance-free 24 V batteries of 70 to 105 Ah with order no. 6.654-093.0, 6.654-141.0 and 4.035-449.0.			
Disc brush	4.905-026.0	For general cleaning of all floors. Standard with D 51.			
Disc brush	4.905-029.0	For stubborn dirt and deep cleaning.Only for hard-wearing surfaces. Fits D 51.			
Disc brush	4.905-027.0	Made of natural fibres for cleaning and polishing. Fits D 51.			
Pad drive board STRONG	4.762-593.0	Required for use of melamine pads, but can also be used for normal pads. Pad drive board with many hooks for holding pads. Extra-strong hold of pad at pad drive board of D 51 cleaning head.			
Pad	6.369-078.0	For removing stubborn dirt and deep cleaning.			
Pad	6.369-079.0	For cleaning all types of floors.			
Diamond pad	6.371-260.0	For coarse cleaning/restoring. Removes small scratches, for a clean, silky matt surface. For surface preparation prior to using the yellow pad. Also suitable as a crystallisation pad for basic crystallisation.			
Diamond pad	6.371-261.0	For coarse cleaning/restoring. Removes fine scratches for a more homogeneous and shinier surface. For surface preparation prior to using the green diamond pad. Also suitable as a crystallisation pad for high-gloss crystallisation.			
Microfibre pad	6.371-271.0	Excellent cleaning power. Also effectively cleans fine stoneware tiles.			
Melamine pad	6.371-029.0	Melamine pad set for the effective cleaning of microporous surfaces.			

95-LITRE CLASS



Clean from the start

Kärcher's step-on scrubber driers make cleaning the floor a pleasure. The ergonomic standing position and intuitive operation make for fatigue-free working.



1 eco!efficiency

- Program selector switch with eco!efficiency mode.
- The program selector switch lowers the brush head and the squeegee, and starts the suction turbine and the water supply.
 - In eco!efficiency mode, power consumption is reduced considerably and the runtime consequently extended.



3 Dose

Dose is an automatic on-board dosing system, developed by Kärcher, which saves on cleaning agent and is kind to the environment. With the help of Dose, the cleaning agent can be accurately dosed into the fresh water from the on-board cleaning agent bottles as needed. This means that there is always clean water in the fresh water tank. The concentration of the cleaning agent can be set from 0 to 3 per cent, and the cleaning agent can be replaced in no time at all.



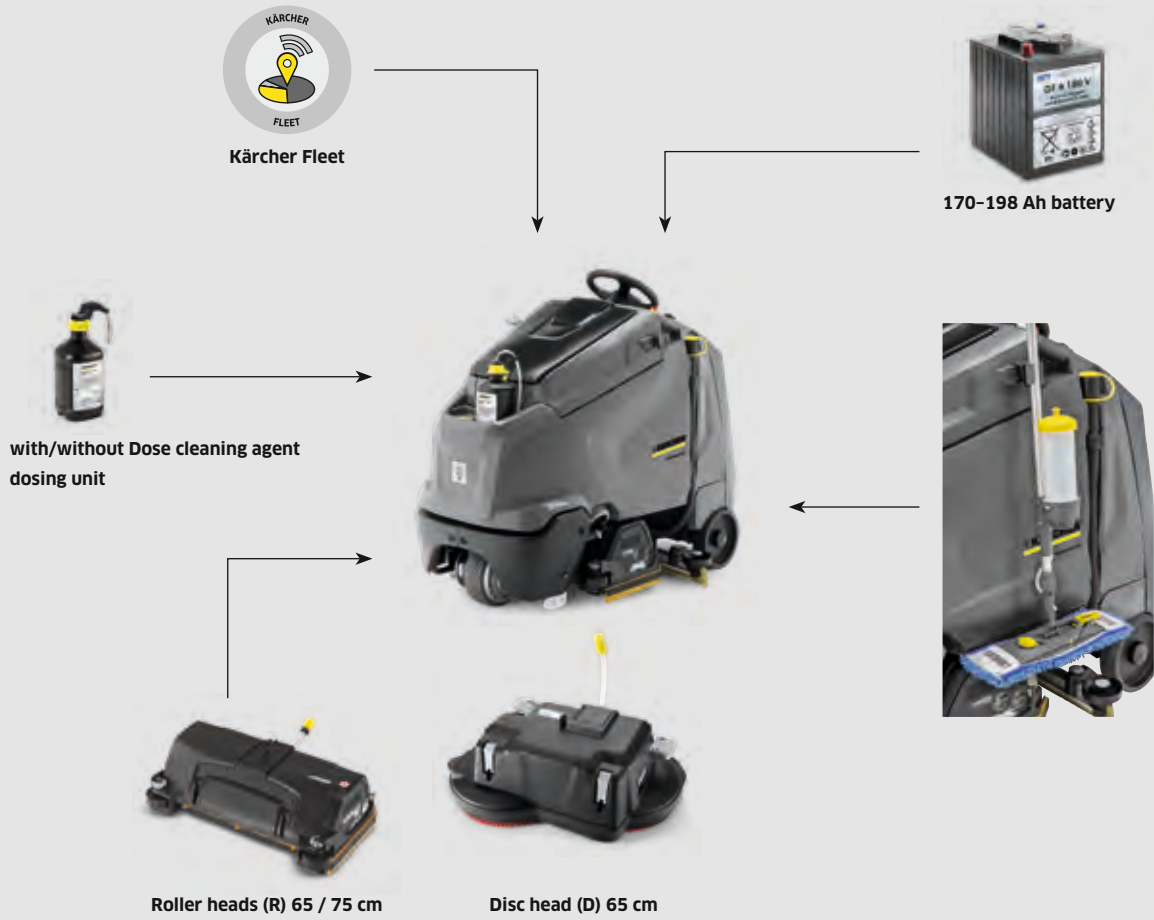
4 Good overview

Thanks to the raised standing position, the operator is more easily seen by others in the vicinity and has a better overview of the cleaning progress. This increases safety and improves the cleaning results.

2 Three times the safety

The machine is secured against being started unintentionally in several different ways. For example, the machine can only be started if the driver is standing on the machine.

CONFIGURATION OPTIONS



Turbine protection
An easily accessible fine filter is built into the dirty water cover, which protects the turbine and prolongs its service life.



Home Base kit
Utensils can even be carried on such a compact machine as the B 95 RS thanks to Kärcher's Home Base kit, which enables bottles, bags, cloths and even a mop to be carried with ease.



Good manoeuvrability
Because the user is optimally integrated into the machine, in spite of its 95-litre tank volume the machine is very short overall – and therefore extremely manoeuvrable. This ensures excellent surface coverage even in irregularly-shaped areas.



Disc or roller
The B 95 RS is available with disc engineering (for smooth floors) or roller technology (for textured floors and stubborn dirt). The roller heads are also fitted with a sweeping function and are available in two working widths.

CUSTOM CONFIGURATION

The B 95 RS is available in various working widths. The disc version offers 65 centimetres, while the roller machine is available in a working width of 65 centimetres or 75 centimetres. The additional equipment options such as Dose, the “Mop” Home Base kit or the battery exchange cartridge kit make the machine even more economical.



1 Battery charger on board


The high-quality, integrated battery charger is suitable for different battery types. The various charging characteristics are tailored to the batteries and preserve battery life, thus ensuring a long battery runtime. The battery charger is very accessible from behind and is always on board. This means that the machine can be recharged anywhere and the battery charger will not be forgotten.

2 Efficient filling

Thanks to the standard Auto-Fill system, time spent filling the machine is not wasted but can be put to good use. Simply connect a fresh water hose and the system will stop automatically as soon as the tank is full.

3 High user-friendliness

The B 95 RS is equipped with a large graphical display that shows the key functions clearly and understandably. In combination with the KIK key system, this makes operating the machine considerably simpler and safer: The foreman or manager configures the settings and then the user cleans according to these settings.



		B 95 RS		
+ brush head		R 75	R 65	D 65 R
Technical data				
Working width, brushes	mm	750	650	650
Working width, vacuuming	mm	940	940	940
Theoretical area performance	m²/h	4500	3900	3900
Fresh / dirty water tank volume	l	95 / 95	95 / 95	95 / 95
Max. brush contact pressure	g/cm² / kg	193 / 30	215 / 29	24 / 29
Max. speed	rpm	600-1300	600-1300	180
Max. water flow	l/min	3.5	3.5	3.5
Cleaning agent dosing unit*	%	0-3	0-3	0-3
Voltage supply to machine	V	24	24	24
Voltage supply to battery charger	V / Hz	230 / 50-60	230 / 50-60	230 / 50-60
Rated input power, total machine	W	1800	1800	1800
Rated input power, traction motor	W	600	600	600
Weight (without battery)	kg	207	206	210
Weight with battery	kg	331	330	334
Dimensions (L × W × H)	mm	1425 × 771 × 1270	1425 × 765 × 1270	1425 × 765 × 1270
Equipment				
Roller brush		■	■	-
Disc brush		-	-	■
KIK (Kärcher Intelligent Key)		■	■	■
Display		■	■	■
eco!efficiency mode		■	■	■
Battery operation		■	■	■
Fact		■	■	-
On-board battery charger		■	■	■
Automatic brush head raising function		■	■	■
Automatic squeegee raising function		■	■	■
Electrically adjustable contact pressure		■	■	■
Auto-Fill (fresh water filling)		■	■	■
Tank rinsing		■	■	■
Configuration options				
Battery 4 × 6 V / 180 Ah, maintenance-free		□	□	□
Battery 4 × 6 V / 170 Ah, maintenance-free		□	□	□
Battery 4 × 6 V / 180 Ah, low-maintenance		□	□	□
Battery 2 × 12 V / 198 Ah, maintenance-free		□	□	□
Special equipment				
Dose cleaning agent dosing unit		□	□	□
“Mop” Home Base kit		□	□	□
Kärcher Fleet		□	□	□
Order no.		1.006-200.2	1.006-200.2	1.006-200.2

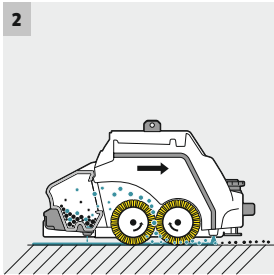
* Option ■ Included in the scope of supply. □ Available accessories.

40-LITRE CLASS



Cleaning power in a compact package

Step-on scrubber drier in the 40 litre class. The BR 55/40 RS is a powerful, compact and easily manoeuvrable roller machine with a working with of 55 cm, which is ideal for small to medium-sized areas.



1 Compact dimensions

- Full view from 30 cm in front of the vehicle. For predictive cleaning.
- Compact dimensions allow narrow clearance widths as well as easy storage and transport.

2 With sweeping function

- Coarse dirt is picked up by 2 contra-rotating rollers and collected in a waste container.
- Coarse dirt is picked up in advance by 2 rollers to maintain suction power.

BR 55/40 RS Bp Pack
BR 55/40 RS Bp

- With two roller brushes
- Includes sweeping attachment
- Includes battery and charger (for 1.533-173.0)

Technical data		
Brush working width	mm	550
Working width, vacuuming	mm	716
Theoretical area performance	m²/h	3025 2350
Fresh/dirty water tank	l	40 / 40
Brush contact pressure	kg	315 / 24
Brush speed	rpm	1200
Voltage, battery	V / Ah	36 / 76 36 / -
Voltage, charger	V / Hz	230 / 50-60 - / -
Rated input power	W	max. 1480
Traction motor	W	157
Weight	kg	216 112
Dimensions (L × W × H)	mm	1118 × 691 × 1316

Equipment	
Traction drive	■
Sweeping function	■
Battery and built-in charger included	■ -
2-tank system	■
Squeegees, curved	■
Squeegee, straight	-
Order no.	1.533-173.0 -172.0
Price	

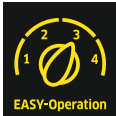
■ Included in the scope of supply.

40-LITRE CLASS



Compact and powerful

Powerful, compact, agile: the BD 50/40 RS step-on scrubber drier is a disc machine with a working width of 51 cm, which is ideal for efficient and environmentally-friendly cleaning of small to medium-sized areas.



1 Simple operation

- Easy to use.
- ecoefficiency mode saves time, energy, water and cleaning agent.

2 Automatic filling option

- The machine is simply connected to the water supply. The water supply is automatically shut off when the machine is filled to capacity.
- This saves time, as the operator can do other jobs in the meantime.

BD 50/40 RS Bp Pack
BD 50/40 RS Bp

- With disc brush
- Innovative squeegee rotation
- Includes battery and charger (for 1.533-171.0)

Technical data		
Brush working width	mm	510
Working width, vacuuming	mm	691
Theoretical area performance	m²/h	2805
Fresh/dirty water tank	l	40 / 40
Brush contact pressure	g/cm² / kg	20 / 26
Brush speed	rpm	180
Voltage, battery	V / Ah	36 / 76 36 / -
Voltage, charger	V / Hz	230 / 50-60 - / -
Rated input power	W	max. 1080
Traction motor	W	157
Weight	kg	200 96
Dimensions (L × W × H)	mm	1118 × 691 × 1316

Equipment	
Traction drive	■
Sweeping function	-
Battery and built-in charger included	■ -
2-tank system	■
Squeegees, curved	■
Squeegee, straight	-
Order no.	1.533-171.0 -170.0
Price	

■ Included in the scope of supply.

120-LITRE CLASS

Our most powerful scrubber drier

The largest and most powerful machine in its class. Quick, clean and astonishingly manoeuvrable, it takes care of any and all cleaning tasks. Its robust design style makes the machine ideal for industrial use.



1 Maximum convenience

All the settings – contact pressure, water volume, turbine power, cleaning agent dosing unit, roller speed, etc. – can be configured via the control panel with its large colour display. The machine also provides other information, such as the current water level or the remaining running time. The brush head and the squeegee are automatically lowered for cleaning and raised when the machine is reversed. The required cleaning program is selected quickly and easily via a program selection switch.



3 Asymmetrical line guidance

Particularly with larger machines, improved visibility reduces the risk of damaging other objects or the machine itself. It's for this reason that the B 120 W is fitted with asymmetrical line guidance, which guarantees an optimum view of the surface to be cleaned and of the brush head on the side next to the edge. This results in greater safety and enables faster working.



4 Large area performance

Being equipped with the optional D 110 brush head expands the working width from 90 cm (the standard for this class) to 110 cm. This increases the area performance by an enormous 22 per cent.

2 For extremely long working hours

The machine is designed to be used for long periods of time and demanding cleaning tasks. It has a 36 V power supply and, thanks to the high battery capacity of up to 240 Ah and the large tank volume, it can work for up to 5.5 hours without stopping. Furthermore, the Dose version carries two bottles of cleaning agent – more than enough reserves, even on long working days. After the cleaning, the integrated battery charger is set to the charging curve that best suits the battery via a selection on the display.

CONFIGURATION OPTIONS



Innovative tank rinsing system
Always on board: For fast, simple and thorough cleaning of the dirty water tank.



Safe and convenient
The non-slip main wheels are especially large to compensate better for uneven surfaces.



Always informed
The display provides information about any maintenance work due, e.g. inspection of the brushes or suction lips.



Reliably protected
The fresh-water pump and the suction turbine are effectively protected against dirt particles by a filter.

CUSTOM CONFIGURATION

The choice is yours: Kärcher customers can assemble their machine according to their needs. There are four different brush heads to choose from, as well as three working widths (75, 90 and 110 cm) and the choice of a disc version (D) or a roller version (R). The special "Home Base" option enables cleaning utensils to be carried on the machine, while the special spray vacuum option enables wet cleaning and suctioning of areas that would otherwise be difficult or impossible to reach with the machine.



1 Everything in view – and everything to hand

Thanks to the clearly laid-out control panel, the operator always has everything in view. The maximum speed and water volume can be set using the large graphical display. With the KIK system, various access rights to the settings are assigned. The grey key is for the foreman or manager, and the yellow and optional white keys are for the operator. Cleaning- and safety-related parameters such as water volume, maximum cleaning speed, brush speed, suction power and runtime per key can be pre-defined with the white key by the person responsible. This makes work convenient, efficient and safe.



2 Good accessibility

The two-part tank on the B 120 W is easy to open, making the battery compartment easily accessible. This enables the acid level of low-maintenance batteries, for example, to be checked quickly and easily at any time. Depending entirely on your individual requirements, both low-maintenance wet batteries and maintenance-free gel batteries with capacities between 170 and 240 Ah are available.

3 Perfect suction

The specially offset squeegee can pivot over an especially large range, enabling it to pick up the water reliably even during turning manoeuvres. The suction lip is made of oil-resistant polyurethane with an exceptionally long service life. Thanks to the easily adjustable rollers, the squeegee can be perfectly matched to the contours of the surface being cleaned.



		B 120 W				
+ brush head		D 110	R 90	D 90	R 75	D 75
Technical data						
Working width, brushes	mm	1100	900	900	750	750
Working width, vacuuming	mm	1160	1060 / 1160	1060 / 1160	940	940
Theoretical area performance	m²/h	6600	5400	5400	4500	4500
Fresh / dirty water tank volume	l	120 / 120	120 / 120	120 / 120	120 / 120	120 / 120
Max. brush contact pressure	g/cm² / kg	18 / 77	425 / 57.5	25 / 54.5	459 / 46.8	40 / 51
Max. speed	rpm	180	600-1300	180	600-1300	180
Max. water flow	l/min	10	10	10	10	10
Cleaning agent dosing unit*	%	0-3	0-3	0-3	0-3	0-3
Voltage supply to machine	V	36	36	36	36	36
Voltage supply to battery charger	V / Hz	220-240 / 50-60	220-240 / 50-60	220-240 / 50-60	220-240 / 50-60	220-240 / 50-60
Rated input power, total machine	W	2200	2200	2200	2200	2200
Weight with 170 / 180 wf / 180 wa / 180 Ah in the tray / 240 Ah	kg	376 / 365 / 359 / 432 / 465	356 / 350 / 412 / 338 / 454	362 / 356 / 418 / 344 / 454	349 / 343 / 405 / 331 / 415	358 / 352 / 414 / 340 / 445
Dimensions (L × W × H)	mm	1900 × 1100 × 1153	1653 × 910 × 1153	1782 × 977 × 1153	1653 × 810 × 1153	1722 × 809 × 1153
Equipment						
Roller brush		-	■	-	■	-
Disc brush		■	-	■	-	■
KIK (Kärcher Intelligent Key)		■	■	■	■	■
EUnited cleaning certificate		-	-	■	-	■
eco!efficiency mode		■	■	■	■	■
Battery operation		■	■	■	■	■
Fact		-	■	-	■	-
Traction drive		■	■	■	■	■
On-board battery charger		■	■	■	■	■
Parking brake		■	■	■	■	■
Automatic brush head raising function		■	■	■	■	■
Automatic squeegee raising function		■	■	■	■	■
Electrically adjustable contact pressure		■	■	■	■	■
Auto-Fill (fresh water filling)		■	■	■	■	■
Tank rinsing		■	■	■	■	■
Configuration options						
Battery, maintenance-free (6 × 6 V), 170 Ah / 180 Ah / 240 Ah		□	□	□	□	□
Battery, low-maintenance 180 Ah (6 × 6 V or 1 × 36 V)		□	□	□	□	□
Battery 1 × 36 V / 180 Ah, low-maintenance, container		□	□	□	□	□
Squeegee, straight, 940 mm / 1060 mm / 1180 mm		- / - / □	- / □ / □	- / □ / □	□ / - / -	□ / - / -
Squeegee, curved, 940 mm / 1060 / 1160 mm		- / - / □	- / □ / □	- / □ / □	□ / □ / -	□ / □ / -
Squeegee, offset, 1160 mm		□	□	□	-	-
V-shaped squeegee, 1100 mm / 1200 mm		- / □	- / □	- / □	□ / □	□ / □
Special equipment						
Dose cleaning agent dosing unit		□	□	□	□	□
"Mop" Home Base kit/"Box" Home Base kit		□	□	□	□	□
Spray suction		□	□	□	□	□
Kärcher Fleet		□	□	□	□	□
Order no.		1.005-100.2	1.005-100.2	1.005-100.2	1.005-100.2	1.005-100.2

* Option ■ Included in the scope of supply. □ Available accessories.

80-LITRE CLASS



High area performance and optimal convenience in industrial use

The B 80 W scrubber drier presents itself at the highest level with numerous practical equipment features for cleaning large areas. This includes, for example, the KIK intelligent key system, automatic brush head and squeegee raising function, electric contact pressure adjustment, convenient adjustment of the water volume directly on the control panel, the effective parking brake, different battery sizes and working widths, as well as a large display. In short, the B 80 W is the convenient ideal solution for cleaning large industrial surfaces.



1 Automatically good: Raising the squeegee and brush head

The B 80 W lowers and raises the brush head automatically when moving off and stopping. The squeegee is also automatically lowered when the machine starts moving and automatically raised when the machine reverses. This means that the machine can be easily manoeuvred without hesitation and damage to the floor or the machine can be avoided.



2 Smart keys: The KIK system (Kärcher Intelligent Key)

Two keys, two colours: Grey for supervisors or adjusters, yellow for operators. With the grey key, user access rights can be granted for the yellow keys and settings defined as standard (e.g. driving speed, brush speed, or cleaning agent dosing unit). This makes operating errors virtually impossible.



3 Secure footing: The parking brake

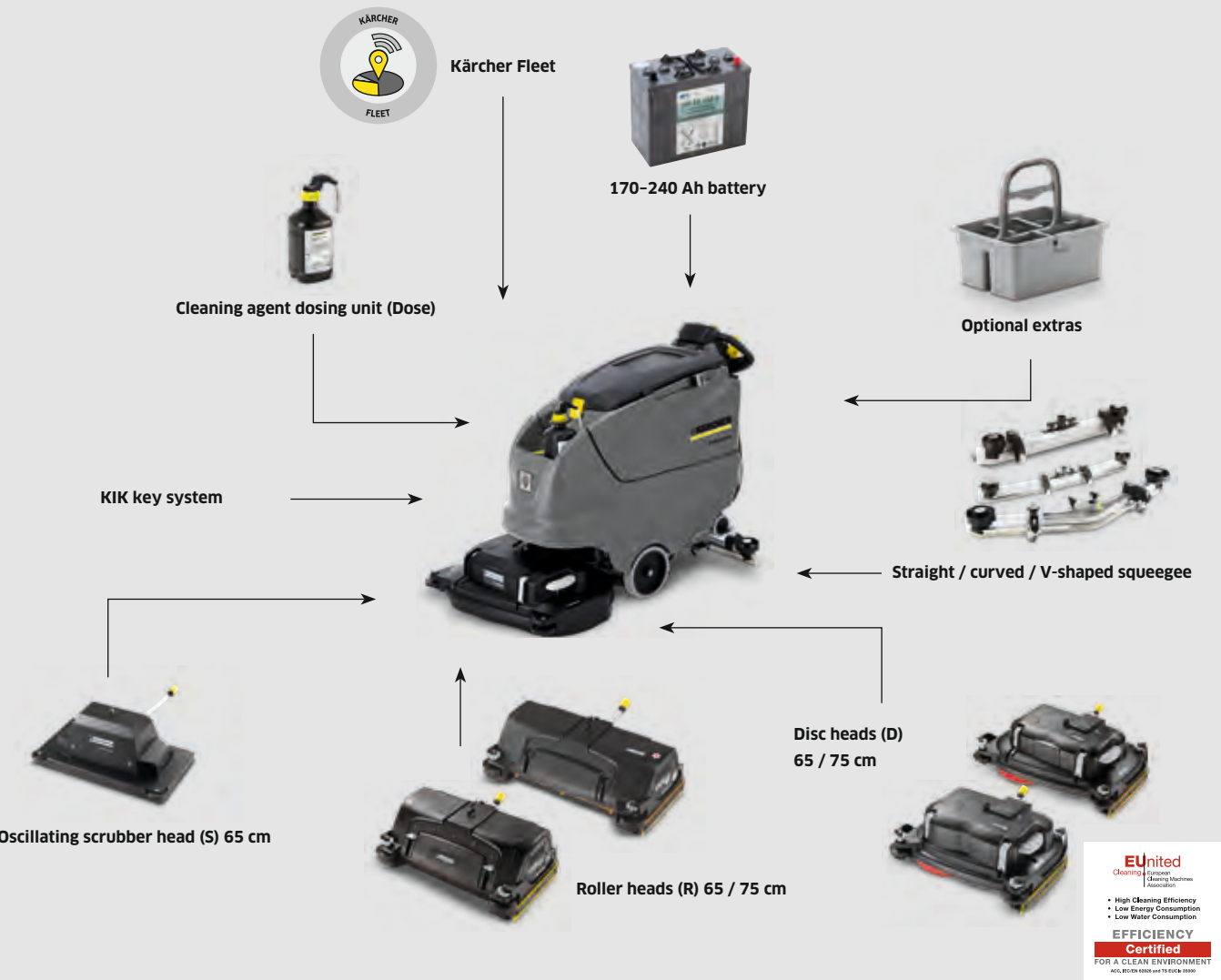
To prevent the machine from accidentally rolling away – for example when switched off on an uneven surface, when emptying or filling or being transported in vehicles – the B 80 W is fitted with a parking brake as standard. This means the machine offers significantly greater safety and convenience, even when operating on inclines.



4 Two working widths: 65 or 75 centimetres

Choose either roller heads with two effective roller brushes and integrated sweeping function, or disc heads with two disc brushes. Both heads are available in two working widths (65 and 75 cm) for theoretical area performances of 3,900 to 4,500 m²/h. The S 65 oscillating scrubber head with 65 cm working width is perfect for stripping and is particularly suitable for covering edges and corners.

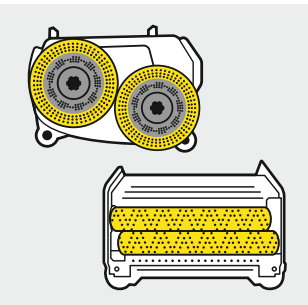
CONFIGURATION OPTIONS



Clear-cut colour coding
To make operation intuitive and easy to teach, as well as ensure a low rate of operating errors, the control elements yellow while maintenance elements are grey.



Squeegee
The right squeegee for every floor texture: The straight version is particularly suited to smooth and crevice-free floors, while the curved and V-shaped versions are ideal for structured floors and floors with lots of crevices.



Brush heads
Roller heads (R) are good for cleaning textured floors and deep crevices, and for removing stubborn dirt. Disc heads (D) are especially useful on smooth surfaces.



Special equipment
To make the machine more efficient, other special equipment such as the cleaning agent dosing unit (Dose) or the Home Base system ("Mop" or "Box") is available.

TECHNICAL DATA AND EQUIPMENT

	B 80 WBp				
Standard equipment	R 75	D 75	R 65	D 65	S 65
Roller brush	■	-	■	-	-
Disc brush	-	■	-	■	-
KIK (Kärcher Intelligent Key)	■	■	■	■	■
EUnited cleaning certificate	-	■	-	■	-
eco!efficiency mode	■	■	■	■	■
Battery operation	■	■	■	■	■
Fact	■	-	■	-	-
Traction drive	■	■	■	■	■
On-board battery charger (100-240 V)	■	■	■	■	■
Parking brake	■	■	■	■	■
Automatic brush head raising function	■	■	■	■	■
Automatic squeegee raising function	■	■	■	■	■
Electrically adjustable contact pressure	■	■	■	■	■
Auto-Fill (fresh water filling system)	■	■	■	■	■
Tank rinsing	■	■	■	■	■
Sweeping function	■	-	■	-	-
Special equipment					
Dose cleaning agent dosing unit	□	□	□	□	□
“Mop” Home Base kit	□	□	□	□	□
“Box” Home Base kit	□	□	□	□	□
Kärcher Fleet	□	□	□	□	□
Order no.	1.259-010.2	1.259-010.2	1.259-010.2	1.259-010.2	1.259-010.2

■ Included in the scope of supply. □ Available accessories.



Simply always clean

The B 80 W comes with integrated tank rinsing as standard. The dirty water tank can be cleaned using a nozzle system once cleaning is complete by connecting a water hose using a quick coupling and opening the drain hose of the dirty water tank. In this way, the B 80 W supports the HACCP concept and easily ensures hygiene and health protection.



Simply scrub and sweep in a single step

The sweeping function is included with all roller heads (R 65 and R 75). This makes it possible to sweep, scrub and vacuum in a single operation with no need for laborious and time-consuming pre-sweeping.



Simply turn and click

The control knob makes adjusting the squeegee angle for different types of flooring quick and easy.

CUSTOM CONFIGURATION

	B 80 WBp				
+ brush head	R 75	D 75	R 65	D 65	S 65
Working width, brushes	mm	750	750	650	650
Working width, vacuuming	mm	940	940	850	850
Theoretical area performance	m²/h	4500	4500	3900	3900
Fresh / dirty water tank volume	l	80 / 80	80 / 80	80 / 80	80 / 80
Max. brush contact pressure	g/cm² / kg	374 / 51.5	28 / 52.8	430 / 51.5	32 / 49.1
Max. speed	rpm	600-1300	180	600-1300	180
Max. water flow	l/min	7	7	7	7
Cleaning agent dosing unit*	%	0-3	0-3	0-3	0-3
Voltage supply to machine	V	24	24	24	24
Voltage supply to battery charger	V / Hz	100-240 / 50-60	100-240 / 50-60	100-240 / 50-60	100-240 / 50-60
Rated input power, total machine	W	2200	2200	2200	2200
Rated input power, traction motor	W	350	350	350	350
Weight (without battery)	kg	129	133	128	131
Weight with 170 / 180 / 240 battery	kg	262 / 257 / 311	261 / 256 / 310	261 / 256 / 310	264 / 259 / 313
Dimensions (L × W × H)	mm	1550 × 809 × 1154	1617 × 810 × 1154	1550 × 748 × 1154	1577 × 746 × 1154
Configuration options					
Battery, gel, maintenance-free (170, 180 or 240 Ah)	□	□	□	□	□
Battery, gel, low-maintenance (180 Ah)	□	□	□	□	□
Squeegee, straight, with support rollers, oil-resistant polyurethane lips (850 mm)	□	□	□	□	□
Squeegee, curved, with support rollers, oil-resistant polyurethane lips (850 mm)	□	□	□	□	□
Squeegee, straight, with support rollers, oil-resistant polyurethane lips (940 mm)	□	□	□	□	□
Squeegee, curved, with support rollers, oil-resistant polyurethane lips (940 mm)	□	□	□	□	□
V-shaped squeegee, 900 mm / 1000 mm	□	□	□	□	□
Order no.	1.259-010.2	1.259-010.2	1.259-010.2	1.259-010.2	1.259-010.2

* Option. □ Available accessories.



1 Auto-Fill

The fresh water tank is automatically filled as follows: Connect a hose using a conventional quick coupling and open the tap. The supply stops automatically once the tank is full. The epitome of ease and convenience – and already included in the scope of supply.



2 Dosing made easy

With the Dose cleaning agent dosing system, the cleaning agent is added to the fresh water when required. The dosing can be adjusted from 0 to 3 per cent.



3 Everything on board

The practical Home Base system enables additional utensils to be carried on the machine. With the “Mop” Home Base kit, for example, you can carry a mop for surfaces that cannot be reached with the machine, while the “Box” Home Base kit can be used for bottles, cloths, scrapers, etc.



4 Customised runtime


24-volt batteries from 170 to 240 Ah for runtimes of up to 4 hours are available. The built-in charger is perfectly adapted for the different batteries. This protects the batteries and ensures a long service life.

60-LITRE CLASS



For maximum flexibility on medium-sized surfaces

Efficient cleaning has a new name: B 60 W. The machine is not just economical, but also offers an impressively high area performance. For cleanliness made to measure, the equipment configuration, working width and squeegee shape can be selected according to the requirements profile. The KIK system guarantees especially simple and secure operation. The operator's setting options can be precisely defined in advance. In addition, eco!efficiency mode reduces the effective power of the motors only slightly, but extends the battery runtime by up to 30 per cent.



1 Needs-based setting: The adjustable contact pressure

The contact pressure can be set manually in different lock-in positions. The benefits are obvious:

- No danger of "burn-in" on delicate floors.
- Reduced power consumption of the motor – for a longer battery runtime.
- Less wear and tear of brushes and pads.

2 Smart keys: The KIK system (Kärcher Intelligent Key)

Two keys, two colours: Grey for supervisors or adjusters, yellow for operators. With the grey key, user access rights can be granted for the yellow keys and settings defined as standard (e.g. driving speed, brush speed, or cleaning agent dosing unit). This makes operating errors virtually impossible.


3 Outstandingly efficient: eco!efficiency mode

eco!efficiency mode can extend the battery runtime by up to 30 per cent. In this mode, the power of the suction turbine and the brush motors is only minimally reduced. On smooth floors in particular, low turbine power is enough to achieve perfect results.

4 Cleanliness guaranteed: Tank rinsing

The B 60 W can also be equipped with integrated tank rinsing. The dirty water tank can be cleaned using a nozzle system once cleaning is complete by connecting a water hose using a quick coupling and opening the drain hose of the dirty water tank. In this way, the B 60 W supports the HACCP concept and easily ensures hygiene and health protection.

CONFIGURATION OPTIONS



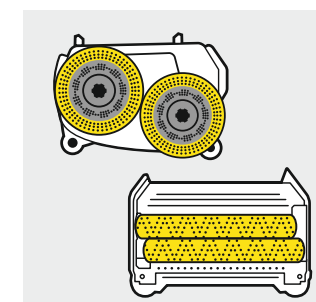
Mains or battery operation

The B 60 W can be run off the mains or a battery. With the mains-powered model and the B 60 C version, the forward motion is provided by the brushes.



Additional special equipment

Kärcher Home Base kits make it easier to carry additional equipment on board.



Brush heads

Various brush head types are available: Roller heads (R), disc heads (D) and an oscillating scrubber head (S).



Squeegee

For optimal suction, even around bends, squeegees are available in various widths: 850 mm for working widths up to 55 cm, 900 and 940 mm for a working width of 65 cm.

CUSTOM CONFIGURATION

Two different basic models are available: The B 60 W Ep for mains operation and the B 60 W Bp with a battery. There are also four brush heads available in disc and roller versions and with various working widths. Furthermore, you can choose between two different battery types and five different squeegees. Attractive special equipment, such as the Kärcher tank rinsing system, the Dose automatic cleaning agent dosing unit or the practical Home Base kits, complete the package.

		B 60 W Ep / B 60 C Bp Classic	
+ brush head		R 55	D 51
Working width, brushes	mm	550	510
Working width, vacuuming	mm	850	850
Theoretical area performance	m²/h	3300 / 2475	3060 / 2295
Fresh / dirty water tank volume	l	60	60
Max. brush contact pressure	g/cm² / kg	170 / 32.6	20 / 34.5
Max. speed	rpm	1100	180
Max. water flow	l/min	3.6	3.6
Cleaning agent dosing unit*	%	-	-
Voltage supply to machine	V/Hz / V/Ah	230/50 / 24/-	230/50 / 24/-
Rated input power, total machine	W	1450	1450
Rated input power, traction motor	W	-	-
Weight (without battery)	kg	88.5	88.5
Weight with 105 / 170 / 180 Ah	kg	- / 185 / 232 / 231	- / 185 / 232 / 231
Dimensions (L × W × H)	mm	1381 × 649 × 1147	1500 × 638 × 1147
Standard equipment			
Roller brush		■	-
Disc brush		-	■
KIK (Kärcher Intelligent Key)		-	-
EUnited cleaning certificate		-	-
eco!efficiency mode		-	-
Mains operation		■ / -	■ / -
Battery operation		- / ■	- / ■
Fact		-	-
Traction drive		- / -	- / -
On-board battery charger (100-240 V / 50-60 Hz)		-	-
Adjustable contact pressure		■ / -	■ / -
Configuration options			
Battery, gel, maintenance-free (105, 170 or 180 Ah)		- / □	- / □
Battery, gel, low-maintenance (180 Ah)		- / □	- / □
Squeegee, straight, with support rollers, oil-resistant polyurethane lips (850 mm)		□	□
Squeegee, curved, with support rollers, oil-resistant polyurethane lips (850 mm)		□	□
Squeegee, straight, with support rollers, oil-resistant polyurethane lips (940 mm)		□	□
Squeegee, curved, with support rollers, oil-resistant polyurethane lips (940 mm)		□	□
V-shaped squeegee, 900 mm		□	□
Special equipment			
Dose cleaning agent dosing unit		-	-
“Mop” Home Base kit		□	□
“Box” Home Base kit		□	□
Auto-Fill (fresh water filling system)		□	□
Tank rinsing system		□	□
Kärcher Fleet		-	-
Order no.		1.384-020.2	1.384-020.2

* Option ■ Included in the scope of supply. □ Available accessories.



B 60 W Bp				
R 65	D 65	R 55	D 55	S 65
650	650	550	550	650
940	940	850	850	850
3900	3900	3300	3300	3900
60	60	60	60	60
265 / 34.1	26 / 36.9	315 / 32.7	35 / 34.5	18 / 37.2
600-1300	180	600-1300	180	2000
3.6	3.6	3.6	3.6	3.6
0-3	0-3	0-3	0-3	0-3
24 / -	24 / -	24 / -	24 / -	24 / -
2100	2100	2100	2100	900
300	300	300	300	300
109	109	109	109	115
185 / 232 / 231	185 / 232 / 231	185 / 232 / 231	185 / 232 / 231	191 / 248 / 243
1520 × 748 × 1147	1520 × 746 × 1147	1490 × 672 × 1147	1480 × 666 × 1147	1436 × 700 × 1147
■	-	■	-	-
-	■	-	■	-
■	■	■	■	■
-	■	-	-	-
■	■	■	■	■
-	-	-	-	-
■	■	■	■	■
■	-	■	-	-
■	■	■	■	■
■	■	■	■	■
□	□	□	□	□
□	□	□	□	□
□	□	□	□	□
□	□	□	□	□
□	□	□	□	□
□	□	□	□	□
□	□	□	□	□
□	□	□	□	□
□	□	□	□	□
□	□	□	□	□
1.384-020.2	1.384-020.2	1.384-020.2	1.384-020.2	1.384-020.2

40-LITRE CLASS



Quiet and compact, with an innovative operating concept

Why should a machine just be easy to operate, when it could be even easier? As well as safer and more convenient in many ways? With Kärcher Intelligent Key and the advanced EASY Operation concept, the B 40 C/W family offers a level of safety and protection for the operator, machine and work area that's never been seen before.



1 Safety: A key function

The KIK system offers much greater protection against erroneous operation. Operators cannot alter the machine's basic default settings. These have been preset beforehand by the supervisor for each cleaning task or for the building. All the operator needs to do is insert the key and the default program will start via EASY Operation. The B 40 R can only be started with a correctly coded key and is consequently protected against unauthorised operation.



2 Quiet, strong and efficient

With the option to reduce power in ecoefficiency mode and thereby reduce the noise level by up to 4dB(A), the B 40 C/W is also a good choice for sensitive work areas. In maintenance cleaning, its efficiency impresses in every configuration, as does its remarkably long battery runtime.



3 Auto-Fill

The fresh water tank is quickly filled as follows: Connect a hose using a conventional quick coupling and open the tap. The supply stops automatically once the tank is full. It couldn't be easier or more convenient.



4 With or without drive?

The B 40 W with integrated traction drive is a particularly convenient scrubber drier. It enables long transport distances, inclines and even long, uninterrupted periods of work to be tackled with little effort. For smaller areas, the B 40 C without traction drive is also an economical solution, since the operator is assisted by the forward motion of the cleaning brushes.

CONFIGURATION OPTIONS



O 51 orbital disc head
Ideal for restoring care films: Using a combination of rotating and oscillating motions, you can easily and thoroughly remove all coverings on hard and resilient flooring.



Mains or battery
Choice of battery power or mains operation. Different battery types to choose from. Runtime of up to 3.5 hours.



Squeegee
There are several squeegees to choose from: Straight, curved or V-shaped, with suction lips made from rubber or wear-resistant, oil-resistant polyurethane.



Special equipment
Various optional extras are available: Tank rinsing system to support the HACCP concept, Dose cleaning agent dosing unit, automatic filling, mop holder, automatic rinsing system.

CUSTOM CONFIGURATION

Three different basic models are available: For mains operation (B 40 C Ep), with battery (B 40 C Bp) or with battery and powerful drive motor (B 40 W Bp). In addition, five working heads in two different working widths, and with disc or roller. You can choose between three different battery types and five different squeegees. And choose unique special equipment, such as the tank rinsing system.

		B 40 W Bp				
+ brush head		R 55	D 51	R 45	D 43	O 51
Nominal voltage	V	24	24	24	24	24
Working width, brushes	mm	550	510	450	430	510
Working width, vacuuming	mm	850	850	850	850	850
Theoretical area performance	m²/h	3300	3060	2700	2580	3060
Fresh / dirty water tank volume	l	40 / 40	40 / 40	40 / 40	40 / 40	40 / 40
Brush contact pressure	g/cm² / kg	140 / 24.9	30 / 25.7	160 / 21.8	50 / 23.9	15 / 23-32
Max. speed	rpm	1200	180	1200	180	30
Max. water flow	l/min	2.6	2.6	2.6	2.6	2.6
Cleaning agent dosing unit*	%	0-3	0-3	0-3	0-3	0-3
Max. rated input power, total machine	W	1300	1300	1300	1300	1300
Rated input power, traction motor	W	130	130	130	130	130
Weight (without battery)	kg	88	93	87	91	100
Weight with 76 Ah, maintenance-free	kg	130	135	129	133	142
Weight with 105 Ah, maintenance-free	kg	164	169	163	167	176
Weight with 80 Ah, low-maintenance	kg	150	155	149	153	162
Dimensions (L × W × H)	mm	1249 × 620 × 1145	1249 × 575 × 1145	1249 × 520 × 1145	1249 × 537 × 1145	1249 × 575 × 1145
Standard equipment						
Roller brush		■	-	■	-	-
Disc brush		-	■	-	■	-
Pad drive board		-	-	-	-	■
KIK (Kärcher Intelligent Key)		■	■	■	■	■
EUnited cleaning certificate		-	■	-	■	-
Mains operation		-	-	-	-	-
Battery operation		■	■	■	■	■
Fact		■	-	■	-	-
Traction drive		■	■	■	■	■
On-board battery charger		■	■	■	■	■
Configuration options						
Battery, gel, maintenance-free (70 Ah)		□	□	□	□	□
Battery, gel, maintenance-free (105 Ah)		□	□	□	□	□
Battery, wet, low-maintenance (80 Ah)		□	□	□	□	□
Squeegee, straight, natural rubber suction lips		□	□	□	□	□
Squeegee, curved, natural rubber suction lips		□	□	□	□	□
Squeegee, straight, with support rollers, oil-resistant polyurethane lips		□	□	□	□	□
Squeegee, curved, with support rollers, oil-resistant polyurethane lips		□	□	□	□	□
V-shaped squeegee, 900 mm		□	□	□	□	□
Special equipment						
Dose cleaning agent dosing unit		□	□	□	□	□
“Mop” Home Base kit		□	□	□	□	□
“Box” Home Base kit		□	□	□	□	□
Auto-Fill (fresh water filling system)		□	□	□	□	□
Tank rinsing system		□	□	□	□	□
Order no.		1.533-210.2	1.533-210.2	1.533-210.2	1.533-210.2	1.533-210.2

* Option ■ Included in the scope of supply. □ Available accessories.



B 40 C Bp / Classic			
R 55	D 51	R 45	D 43
24	24	24	24
550	510	450	430
850	850	850	850
2475	2295	2025	1935
40 / 40	40 / 40	40 / 40	40 / 40
140	30	160	50
1200	180	1200	180
2.6	2.6	2.6	2.6
0-3 / -	0-3 / -	0-3 / -	0-3 / -
1100	1100	1100	1100
-	-	-	-
81	86	80	84
123	128	122	126
157	162	156	160
143	148	142	146
1249 × 620 × 1145	1249 × 575 × 1145	1249 × 520 × 1145	1249 × 537 × 1145
■	-	■	-
-	■	-	■
-	-	-	-
■ / -	■ / -	■ / -	■ / -
-	-	-	-
-	-	-	-
■	■	■	■
■ / -	-	■ / -	-
-	-	-	-
■ / -	■ / -	■ / -	■ / -
□	□	□	□
□	□	□	□
□	□	□	□
□	□	□	□
□	□	□	□
□	□	□	□
□	□	□	□
□ / -	□ / -	□ / -	□ / -
□	□	□	□
□	□	□	□
□	□	□	□
□	□	□	□
1.533-210.2	1.533-210.2	1.533-210.2	1.533-210.2

B 40 C Ep			
R 55	D 51	R 45	D 43
230-240	230-240	230-240	230-240
550	510	450	430
850	850	850	850
2475	2295	2025	1935
40 / 40	40 / 40	40 / 40	40 / 40
170	20	190	26
1100	180	1100	180
2.6	2.6	2.6	2.6
-	-	-	-
1300	1300	1300	1300
-	-	-	-
77	79	76	77
-	-	-	-
-	-	-	-
-	-	-	-
1249 × 620 × 1145	1249 × 575 × 1145	1249 × 520 × 1145	1249 × 537 × 1145
■	-	■	-
-	■	-	■
-	-	-	-
-	-	-	-
-	-	-	-
■	■	■	■
-	-	-	-
-	-	-	-
-	-	-	-
-	-	-	-
-	-	-	-
-	-	-	-
-	-	-	-
-	-	-	-
-	-	-	-
□	□	□	□
□	□	□	□
□	□	□	□
□	□	□	□
□	□	□	□
□	□	□	□
□	□	□	□
-	-	-	-
□	□	□	□
□	□	□	□
□	□	□	□
□	□	□	□
□	□	□	□
1.533-210.2	1.533-210.2	1.533-210.2	1.533-210.2

80- TO 100-LITRE CLASS



Robust compactness.
Impressive area performance

Brush head and squeegee are the most stressed components of a scrubber drier. That's why we make these components for our new 80 to 100 l class in the Classic segment from sturdy and durable aluminium. The simple operation, 81 cm working width for high area performance and the excellent price-performance ratio round off the clever overall concept.



- 1 Highly stressed parts such as squeegee and brush head are made from high-quality aluminium
- Robust machine concept for tough working conditions with low failure rates.
 - Also developed for applications in harsh conditions.



- 2 Brush contact pressure can be adjusted in 2 stages
- Can be manually increased from standard 40 to 68 kilogrammes if required.
 - Lower contact pressure for lighter soiling or on sensitive floors.
 - Higher contact pressure for stubborn dirt or for decoating.



- 3 Efficient and powerful 300 Watt traction motor
- Also helps to easily climb slopes, and saves the user energy.
 - Driving speed can be adjusted via accessible potentiometer.



- 4 Coloured, clearly visible operating elements
- Colour-coded operating elements simplify operation and shorten the training time.

TECHNICAL DATA AND EQUIPMENT

		BD 80/100 W Bp Classic BD 80/100 W Bp Classic Fleet	BD 80/100 W Bp Pack Classic BD 80/100 W Bp Pack Classic Fleet
		■ Extremely robust and durable components for tough applications ■ Very simple, intuitive operating concept ■ With tried-and-tested disc brush engineering (double disc)	■ Extremely robust and durable components for tough applications ■ Very simple, intuitive operating concept ■ Powerful battery and off-board battery charger included in the scope of supply
Technical data			
Brush working width	mm	810	810
Working width, vacuuming	mm	1160	1060
Theoretical area performance	m²/h	4050	4050
Fresh/dirty water tank	l	100 / 100	100 / 100
Brush contact pressure	g/cm² / kg	21.3-36.2 / 40-68	21.3-36.2 / 40-68
Brush speed	rpm	180	180
Voltage, battery	V / Ah	24 / -	24 / 285
Voltage, charger		24 / -	24 / -
Rated input power	W	max. 1900	max. 1900
Weight	kg	120	320
Dimensions (L x W x H)	mm	1500 x 835 x 1065	1500 x 835 x 1065
Equipment			
Disc brush		■	■
Battery operation		■	■
Battery and battery charger included		-	■
Includes squeegee		■	■
Order no.		1.127-012.0 -016.0	1.127-018.0 -020.0
Price			
■ Included in the scope of supply.			

50- TO 60-LITRE CLASS



Compact and manoeuvrable for medium-sized areas

The compact dimensions of these scrubber driers provides amazing manoeuvrability as well as visibility of the surface to be cleaned. This makes them extremely easy to operate.



1 Affordable entry-level model

- Excellent price-performance ratio.
- Reduced to the most important functions.



2 Simple operation thanks to EASY-Operation Panel

- Self-explanatory symbols and clear control panel.
- Brief familiarisation phases.
- Simple, yellow colour-coded control elements make the machine easy to use.



3 Large tank volume with compact dimensions

- Extremely manoeuvrable.
- Offers a clear view of the cleaning surface.



4 Large working width

- Integrated disc brush head with 51-centimetre/20 inch brush.
- For efficient cleaning of medium-sized areas.

TECHNICAL DATA AND EQUIPMENT

		BD 50/50 C Bp Pack Classic	BD 50/50 C Bp Classic	BD 50/60 C Ep Classic
		■ Battery-powered ■ One disc ■ Extremely easy to use	■ Battery-powered ■ One disc ■ Extremely easy to use	■ Mains operation ■ One disc ■ Extremely easy to use
Technical data				
Brush working width	mm	510	510	510
Working width, vacuuming	mm	850	850	850
Theoretical area performance	m²/h	2040	2040	2040
Fresh/dirty water tank	l	50 / 50	50 / 50	60 / 60
Brush contact pressure	g/cm² / kg	27.3-28.5 / 20-23	27.3-28.5 / 20-23	27.3-28.5 / 20-23
Brush speed	rpm	180	180	180
Mains voltage	V	-	-	230
Frequency	Hz	-	-	50
Voltage, battery	V / Ah	24 / 105	24 / -	- / -
Voltage, charger	V / Hz	100-240 / 50-60	- / -	- / -
Rated input power	W	max. 1100	max. 1100	max. 1100
Weight	kg	130.6	63	52
Dimensions (L × W × H)	mm	1170 × 570 × 1025	1170 × 570 × 1025	1170 × 570 × 1025

Equipment			
Disc brush	■	■	■
Mains operation	-	-	■
Battery operation	■	■	-
Battery and battery charger included	■	-	-
Includes squeegee	-	-	-
Order no.	1.127-006.0	1.127-001.0	1.127-002.0
Price			

■ Included in the scope of supply.

Accessories	Product name	Product name	Order no.	Description
Disc brush	4.905-027.0	Made of natural fibres for cleaning and polishing. Fits D 51.		
Disc brush	4.905-026.0	For general cleaning of all floors. Standard with D 51.		
Disc brush	4.905-029.0	For stubborn dirt and deep cleaning.Only for hard-wearing surfaces. Fits D 51.		
Pad drive board	4.762-534.0	For cleaning with pads. With quick-change coupling and Centerlock. Fits D 51.		
Pad	6.371-146.0	With natural hair, for polishing. Effectively removes scuff marks.		
Pad	6.369-468.0	Light grit, suitable for polishing floors.		
Pad	6.369-079.0	For cleaning all types of floors.		
Pad	6.369-078.0	For removing stubborn dirt and deep cleaning.		
Pad	6.369-077.0	For cleaning heavily soiled floors and for deep cleaning.		
V-squeegee	4.777-079.0	900 mm-long, V-shaped squeegee with suction lips made from wear- and oil-resistant polyurethane with a long lifetime and for all floors. With spirit level for precise adjustment.		
Squeegee, straight	4.777-401.0	Straight, with support rollers. Suction lips of oil-resistant,transparent polyurethane.		
Squeegee, curved	4.777-411.0	Curved, with support rollers. Suction lips of oil-resistant,transparent polyurethane.		
ABS drain hose ball valve	2.643-986.0	Drain hose for metered draining of dirty water from the tanks in our BD 50/50 C Classic and BD 50/60 C Classic scrubber driers. Water flow regulation using a ball valve.		
Battery kit	4.035-447.0	Maintenance-free battery set. Includes 2x 12 V batteries and connection cable.		
Battery kit	4.035-450.0	Low-maintenance battery set. Includes 2x 12 V batteries and connection cable.		
Battery kit	4.035-449.0	Maintenance-free battery set. Includes 2x 12 V batteries and connection cable.		
Battery charger	6.654-329.0	Standby battery charger for maintenance-free 24 V batteries of 70 to 105 Ah with order no. 6.654-093.0, 6.654-141.0 and 4.035-449.0.		
Charger	6.654-332.0	Standby battery charger for low-maintenance 24 V batteries with 80 Ah storage capacity (6.654-290.0 and 4.035-450.0).		
Battery charger	6.654-344.0	Standby battery charger for low-maintenance 24 V batteries with 80 Ah storage capacity (6.654-290.0 and 4.035-450.0).		
Battery charger	6.654-179.0	For operation with 100-230 V. For low-maintenance 24 V batteries with 80 Ah (6.654-097.0).		

22- TO 35-LITRE CLASS



Small and manoeuvrable.
Quick and thorough

Whether for quick interim cleaning or scheduled maintenance cleaning: these 25 to 35 liter class compact scrubber driers do a superior job. Thanks to their compact dimensions and manoeuvrability, these walk-behind machines with disc technology are ideal for smaller areas. They are very easy to operate.



1 Robust and durable control elements

- Designed for daily use.
- Robust, durable, reliable machine.



3 Small, compact machine

- Extremely manoeuvrable machine.
- Clear view of surfaces to be cleaned.



4 Large battery compartment for all standard battery types

- Easily accessible battery compartment for battery replacement.
- Also suitable for multiple shift operation.

2 Simple operation thanks to EASY-Operation Panel

- Self-explanatory symbols and clear control panel.
- Brief familiarisation phases.
- Simple, yellow colour-coded control elements make the machine easy to use.

TECHNICAL DATA AND EQUIPMENT

		BD 43/25 C Bp Pack	BD 43/25 C Bp	BD 43/35 C Ep
		■ Efficient single-disc engineering ■ Battery-powered ■ Non-corrosive frame	■ Efficient single-disc engineering ■ Battery-powered ■ Non-corrosive frame	■ Efficient single-disc engineering ■ Mains operation ■ Non-corrosive frame
Technical data				
Brush working width	mm	430	430	430
Working width, vacuuming	mm	850	850	850
Theoretical area performance	m²/h	1720	1720	1720
Fresh/dirty water tank	l	25 / 25	25 / 25	35 / 35
Brush contact pressure	g/cm² / kg	30-40 / 22.5-28	30-40 / 22.5-28	30-40 / 26.5-28.5
Brush speed	rpm	180	180	180
Mains voltage	V	-	-	230
Frequency	Hz	-	-	50
Voltage, battery	V / Ah	24 / 76	24	-
Voltage, charger	V / Hz	230 / 50-60	-	-
Rated input power	W	1100	1100	1400
Weight	kg	107	48	51
Dimensions (L × W × H)	mm	1135 × 520 × 1025	1135 × 520 × 1025	1135 × 520 × 1025

Equipment			
Roller brush	-	-	-
Disc brush	■	■	■
2-tank system	■	■	■
Mains operation	-	-	■
Battery and battery charger included	■	-	-
Variable contact pressure	-	-	-
Transport wheels	-	-	-
Order no.	1.515-403.0	1.515-400.0	1.515-401.0
Price			

■ Included in the scope of supply.

Accessories	Product name	Product name	Order no.	Description
Disc brush	4.905-023.0	Made of natural fibres for cleaning and polishing. Fits D 43.		
Disc brush	4.905-022.0	For general cleaning of all floors. Standard with D 43.		
Disc brush	4.905-025.0	For stubborn dirt and deep cleaning.Only for hard-wearing surfaces. Fits D 43.		
Pad drive board STRONG	4.762-592.0	Required for use of melamine pads, but can also be used for normal pads. Pad drive board with many hooks for holding pads. Extra-strong hold of pad at pad drive board of D 43 cleaning head.		
Pad drive board	4.762-533.0	For cleaning with pads. With quick-change coupling and Centerlock. Fits D 43.		
Pad	6.369-469.0	For perfect polishing results on sealed floors.		
Pad	6.371-081.0	For perfect polishing results on sealed floors.		
Pad	6.369-470.0	For cleaning all floors.		
Pad	6.369-472.0	For removing stubborn dirt and deep cleaning.		
Pad	6.369-473.0	For cleaning heavily soiled floors and for deep cleaning.		
Melamine pad	6.371-023.0	Melamine pad set for the effective cleaning of microporous surfaces.		
V-squeegee	4.777-079.0	900 mm-long, V-shaped squeegee with suction lips made from wear- and oil-resistant polyurethane with a long lifetime and for all floors. With spirit level for precise adjustment.		
Squeegee, straight	4.777-401.0	Straight, with support rollers. Suction lips of oil-resistant,transparent polyurethane.		
Squeegee, curved	4.777-411.0	Curved, with support rollers. Suction lips of oil-resistant,transparent polyurethane.		
Add-on kit drain hose ball valve	2.643-977.0	The drain hose enables convenient metered draining of dirty water from the tanks in our BD 43/25 C and BD 43/35 C scrubber driers. Water flow regulation using a ball valve.		
Battery kit	4.035-447.0	Maintenance-free battery set. Includes 2x 12 V batteries and connection cable.		
Battery kit	4.035-450.0	Low-maintenance battery set. Includes 2x 12 V batteries and connection cable.		
Battery charger	6.654-329.0	Standby battery charger for maintenance-free 24 V batteries of 70 to 105 Ah with order no. 6.654-093.0, 6.654-141.0 and 4.035-449.0.		
Charger	6.654-332.0	Standby battery charger for low-maintenance 24 V batteries with 80 Ah storage capacity (6.654-290.0 and 4.035-450.0).		

22- TO 35-LITRE CLASS



Maximum agility on smaller surfaces

Our BR 45/22 C scrubber drier is ideal for cleaning smaller surfaces. The working width of 450 mm is the perfect size, the long-life lithium-ion batteries allow working for long periods without interruption, and the machine's rotatable roller head follows the direction that the operator drives in. Above all, it is very light, compact and extremely agile.



1 Brush head rotatable by +/- 200° with KART technology

- Enables extreme manoeuvrability of the machine, even in areas with a lot of furniture and when negotiating curves.
- The brush is always transverse to the direction of travel. The squeegee reliably absorbs the water in every corner.
- Cleaning and vacuuming in reverse is easily possible.



2 Includes high-performance lithium-ion battery

- Completely maintenance-free and with a service life that is up to three times longer than conventional batteries.
- Interim and partial charging possible as required.
- Extremely fast charging times (full charge in three hours, half charge in one hour).



3 Compact machine design

- Makes it possible to drive away from walls at a 90° angle.
- The lack of machine protrusions make handling easier.



4 Includes sweeping function

- Efficiently sweep, scrub and vacuum in a single procedure.
- Vacuums small stones, splinter of wood and other small parts.
- Promotes optimal operation of the squeegee.

TECHNICAL DATA AND EQUIPMENT

BR 45/22 C Bp Pack

- Lithium-ion battery
- Built-in charger included in delivery
- Height-adjustable handlebar

Technical data		
Brush working width	mm	450
Working width, vacuuming	mm	500
Theoretical area performance	m²/h	1800
Fresh/dirty water tank	l	22 / 22
Brush contact pressure	g/cm²	100-150
Brush speed	rpm	750-1050
Voltage, battery	V / Ah	25.2 / 42
Voltage, charger	V / Hz	220-240 / 50-60
Rated input power	W	up to 550
Weight	kg	51.1
Dimensions (L x W x H)	mm	970 x 530 x 1115

Equipment

Roller brush	■
2-tank system	■
Battery and built-in charger included	■
Squeegee, straight	■
Variable contact pressure	■
Easy to transport over stairs	■
Order no.	1.783-460.0
Price	

■ Included in the scope of supply.


Accessories			
Product name	Product name	Order no.	Description
Roller brush	4.762-392.0	For all floors. Fits R 45.	
Roller brush	4.762-406.0	For cleaning heavily structured floors as well as in deep joints and crevices. Fits R 45.	
Roller brush	4.762-407.0	For stubborn dirt and deep cleaning;only for hard-wearing surfaces. Fits R 45.	
Roller brush	4.762-408.0	For stubborn dirt and deep cleaning;only for insensitive floors. Fits R 45.	
Microfibre roller	4.037-093.0	Combines the excellent cleaning properties of microfibres and the advantages of roller technology. No pad roller shaft required.	
Pad roller shaft	4.762-413.0	For mounting roller pads or microfibre rollers. Fits R 45.	
Stripping roller	4.114-011.0	Stripping roller, complete, 45 cm, fits R 45.	
Roller pad on sleeve	6.367-105.0	For polishing and cleaning non-textured floors. In conjunction with pad roller shaft 4.762-413.0	
Roller pad on sleeve	6.367-107.0	For cleaning non-textured floors. In conjunction with pad roller shaft 4.762-413.0	
Roller pad on sleeve	6.367-106.0	For removing stubborn dirt and deep cleaning of non-textured floors. In conjunction with pad roller shaft 4.762-413.0	
Suction lips	4.037-094.0	Grooved, oil-resistant, polyurethane.	

12-LITRE CLASS



Independent and manoeuvrable – ideal for small surfaces

Very compact scrubber drier with disc engineering and extremely long-lasting, extra-light lithium-ion battery. The perfect solution for smaller areas.



1 Reliable disc technology

- Excellent cleaning power on smooth floor coverings.
- Suitable for use with brushes and pads.

2 High-performance lithium-ion battery

- Completely maintenance-free despite a service life that is three times longer than conventional batteries.
- Quick charging (full in three hours, half full in one hour).

BD 38/12 C Bp Pack

- Lithium-ion battery
- With disc brush (for smooth surfaces)
- ecoefficiency mode

Technical data		
Brush working width	mm	380
Working width, vacuuming	mm	480
Theoretical area performance	m²/h	1520
Fresh/dirty water tank	l	12 / 12
Brush contact pressure	g/cm² / kg	25–30 / 16–20
Brush speed	rpm	180
Voltage, battery	V / Ah	25.2 / 21
Voltage, charger	V / Hz	220–240 / 50–60
Rated input power	W	500
Weight	kg	36
Dimensions (L × W × H)	mm	940 × 500 × 1100

Equipment	
Roller brush	–
Disc brush	■
2-tank system	■
Mains operation	–
Battery and battery charger included	■
Variable contact pressure	–
Transport wheels	■
Order no.	1.783-430.0
Price	

■ Included in the scope of supply.

12-LITRE CLASS



Compact machine that masters corners

Manoeuvrable scrubber drier with extra-light, quick-charging and long-lasting high-performance battery. The rotatable roller brush head provides a new ride experience and the utmost efficiency.



1 Brush head rotatable by +/- 200° with KART technology, allowing the machine to be steered. For easy negotiation of curves

- Extremely manoeuvrable and effective – ideal for areas with a lot of furniture.
- The brush is always transverse to the direction of travel. The squeegee reliably absorbs the water in every corner.

2 Includes high-performance lithium-ion battery

- Completely maintenance-free despite a service life that is three times longer than conventional batteries.
- Interim or partial charging is also possible where necessary.

BR 35/12 C Bp Pack

- ecoefficiency mode
- Includes sweeping function
- Height-adjustable handlebar

Technical data		
Brush working width	mm	350
Working width, vacuuming	mm	450
Theoretical area performance	m²/h	1400
Fresh/dirty water tank	l	12 / 12
Brush contact pressure	g/cm² / kg	80–150 / 6–12
Brush speed	rpm	700–1500
Voltage, battery	V / Ah	25.2 / 21
Voltage, charger	V / Hz	220–240 / 50–60
Rated input power	W	500
Weight	kg	35
Dimensions (L × W × H)	mm	930 × 420 × 1100

Equipment	
Roller brush	■
Disc brush	–
2-tank system	■
Mains operation	–
Battery and battery charger included	■
Variable contact pressure	■
Transport wheels	■
Order no.	1.783-450.0
Price	

■ Included in the scope of supply.

10-LITRE CLASS



More functions – more options

The BR 40/10 C Adv is a cost-effective all-rounder. It scrubs floors like a single disc machine, picks up water like a wet suction device and polishes like a high-speed machine.



- 1 Powerful and fast**

 - Two high-speed rotating roller brushes with high contact pressure.
 - Two suction lip strips soak up the water – either forwards or backwards.
- 2 Low clearance height**

 - Reaches under furniture effortlessly.
 - The push handle can be folded down in both directions.

BR 40/10 C I Adv			BR 40/10 C Adv		
<div><div></div><div>■ High scrubbing performance</div><div>■ With adjustable contact pressure</div><div>■ With green roller brushes and oil-resistant suction bar</div></div>			<div><div></div><div>■ High scrubbing performance</div><div>■ With adjustable contact pressure</div><div>■ Includes roller brushes</div></div>		
Technical data					
Brush working width	mm	400	400		
Working width, vacuuming	mm	400	400		
Theoretical area performance	m²/h	400	400		
Fresh/dirty water tank	l	10 / 10	10 / 10		
Brush contact pressure	g/cm² / kg	100-200 / 20-30	100-200 / 20-30		
Brush speed	rpm	1100	1100		
Mains voltage	V	220-240	220-240		
Frequency	Hz	50	50		
Rated input power	W	2300	2300		
Weight	kg	30	30		
Dimensions (L × W × H)	mm	520 × 470 × 380	520 × 470 × 380		
Equipment					
Roller brush		■		■	
Disc brush		-		-	
2-tank system		■		■	
Mains operation		■		■	
Battery and battery charger included		-		-	
Variable contact pressure		■		■	
Transport wheels		■		■	
Order no.	1.783-316.0		1.783-311.0		
Price					

■ Included in the scope of supply.

4-LITRE CLASS



Deep cleaning of smaller areas, every day

Whether in a restaurant, shop, hotel, kitchen or sanitary facilities: the BR 30/4 C scrubs and dries all small hard surfaces gently and effectively. This machine cleans equally well both backwards and forwards and is as quick and simple to operate as an upright vacuum cleaner.



- 1 High-speed roller brush**

 - Ten times higher contact pressure than manual cleaning.
 - The roller brush also cleans structured surfaces and crevices.
- 2 Dries immediately**

 - The soft suction lips remove moisture – backwards and forwards.
 - For intensive cleaning, the suction can be switched off via the foot pedal.

BR 30/4 C Bp Pack			BR 30/4 C Adv		BR 30/4 C BR 30/4 C + MF	
<div><div></div><div>■ Suction can be switched off</div><div>■ Operates forwards and backwards</div><div>■ Battery operation</div></div>			<div><div></div><div>■ Suction can be switched off</div><div>■ Operates forwards and backwards</div><div>■ Manual vacuuming, microfibre roller</div></div>		<div><div></div><div>■ Suction can be switched off</div><div>■ Cleans forwards and backwards</div></div>	
Technical data						
Brush working width	mm	300	300	300		
Working width, vacuuming	mm	300	300	300		
Theoretical area performance	m²/h	200	200	200		
Fresh/dirty water tank	l	4 / 4	4 / 4	4 / 4		
Brush contact pressure	g/cm²	100	100	100		
Brush speed	rpm	1270	1450	1450		
Mains voltage	V	-	220-240	220-240		
Frequency	Hz	50-60	50-60	50-60		
Rated input power	W	550	820	820		
Weight	kg	17.4	12.4	11.5		
Dimensions (L × W × H)	mm	390 × 335 × 1180	390 × 335 × 1180	390 × 335 × 1180		
Equipment						
Disc brush	-	-	-			
2-tank system	■	■	■			
Mains operation	-	■	■			
Manual vacuuming	-	■	-			
Microfibre roller	-	■	- ■			
Transport wheels	■	■	■			
Battery operation	■	-	-			
Order no.	1.783-225.0	1.783-213.0	1.783-220.0 -223.0			
Price						

■ Included in the scope of supply.

4-LITRE CLASS



Clean small surfaces with ease, not by hand

Until now, small areas and especially areas with a lot of furniture could generally only be thoroughly cleaned by hand. Thanks to the BD 30/4 C Bp Pack, this is no longer the case. Powered by a long-lasting lithium-ion battery, the manoeuvrable machine cleans hard and elastic floors, reliably vacuums the dirt water and leaves behind a clean, dry floor that is ready to walk on.



1 Powerful lithium-ion battery, including

- Completely maintenance-free, with a battery life several times longer than that of conventional batteries.
- Trouble-free partial or intermediate charging possible.



2 Minimal dimensions

- Low space requirements for storage.
- Can also be transported in passenger vehicles.



3 Curved squeegee

- Reliable suction of water, even in tight curves.
- Backward suction also possible, if needed.
- Including soft, oil-resistant polyurethane squeegee.



4 Consistently high-quality components and materials

- Lock and chassis made of high-quality aluminium.
- Robust, durable quality.

TECHNICAL DATA AND EQUIPMENT

BD 30/4 C Bp Pack

- Lithium-ion battery
- Curved squeegee
- With disc brush

Technical data		
Brush working width	mm	280
Working width, vacuuming	mm	325
Theoretical area performance	m²/h	900
Fresh/dirty water tank	l	4 / 4
Brush contact pressure	g/cm² / kg	20 / 10
Brush speed	rpm	150
Input voltage/frequency	V / Hz	100-240 / 50-60
Rated input power	W	max. 240
Weight	kg	21.1
Dimensions (L x W x H)	mm	555 x 375 x 1050

Equipment	
Disc brush	■
2-tank system	■
Mains operation	-
Manual vacuuming	-
Microfibre roller	-
Transport wheels	■
Battery operation	■
Order no.	1.783-230.0
Price	

■ Included in the scope of supply.

Accessories	Product name	Order no.	Description
Disc brush	6.670-128.0	For cleaning and polishing sensitive floors.	
Disc brush	6.670-127.0	Suitable for all common cleaning tasks, even on sensitive floors.	
Pad drive board	6.670-129.0	Pad drive board for pad intake.	
Pad	6.371-153.0	For cleaning all floors. Fits D 55.	
Pad	6.371-154.0	For removing stubborn dirt and deep cleaning. Fits D 55.	
Melamine pad	6.371-019.0	Melamine pad set for the effective cleaning of microporous surfaces.	
Suction lips	6.670-234.0	Suction lip set specifically developed for our handy scrubber drier BD 30/4 C, consisting of front and rear suction lip. Made from durable and oil-resistant polyurethane.	
Set suction lips Linatex	6.670-235.0	Suction lip set specifically developed for our handy scrubber drier BD 30/4 C, consisting of front and rear suction lip. Made from natural rubber.	
Lithium-ion battery	6.670-126.0	Lithium-ion exchangeable battery (36.5 V / 5.2 Ah) - can be charged in the quick charger with plug-in card intended for this purpose.	
Battery charger	6.670-130.0	Universal quick charger with a plug-in card. Please order power cord separately.	

10-LITRE CLASS



Mop five times faster

The B 60/10 C represents a new kind of floor cleaning. The machine cleans and vacuums all smooth floor coverings. Without any electricity. Hygienic, efficient, safe and user-friendly.



1 Operates without electricity

- No annoying cord.
- Unlimited run time.
- Whisper quiet.



2 Dirty water is vacuumed

- Leaves floors dry after cleaning.
- Lower risk of slipping.
- No detergent residue and therefore less subsequent soiling.



3 Simple and intuitive operation

- Easy to use.
- No training necessary.



4 60-cm-wide pad with squeegee blade

- Highly efficient in open areas.
- The area performance is comparable to a 43 cm scrubber drier: works five times faster than with a mop and bucket.
- For smooth surfaces.

TECHNICAL DATA AND EQUIPMENT

B 60/10 C

- Operates without electricity
- Very efficient
- Extremely quiet

Technical data

Brush working width	mm	640
Working width, vacuuming	mm	610
Theoretical area performance	m²/h	2400
Fresh/dirty water tank	l	10 / 10
Contact pressure, cleaning deck	kg	2.2
Noise level	dB(A)	52
Rated input power		-
Weight	kg	21
Dimensions, operating position (L × W × H)	mm	1055 × 485 × 1040
Dimensions, parking position (L × W × H)	mm	820 × 550 × 710

Equipment

Roller brush	-
Disc brush	-
2-tank system	■
Mains operation	-
Battery and battery charger included	-
Variable contact pressure	-
Transport wheels	■
Order no.	1.006-711.0
Price	

■ Included in the scope of supply.

Accessories			
Product name	Product name	Order no.	Description
Pad	8.637-592.0	38 m long, 10 cm wide. Perforated strips to be torn off. The coarse dirt fleece is applied to the front of the pad and collects hair and lint.	
Pad	8.637-944.0	White cleaning pad. The attached edges of the slats facilitate the cleaning process.	
Suction lips	8.637-945.0	Made from wear-resistant polyurethane. Very durable and oil-resistant.	
Home Base adapter	5.035-488.0	For attaching to the Home Base rail.	

SINGLE DISC MACHINES




Versatile, powerful and efficient

Whether scrubbing, crystallising, shampooing or diamond polishing – our powerful single-disc machines are just as versatile as they are efficient in everyday use.



1 Powerful motor

- Extremely robust and durable design.
- Powerful for numerous applications.
- Low operation and service costs.



2 Robust planet carrier

- Made from hard-wearing metal gear wheels. Reduced wear and tear and maintenance costs compared with belt gear.
- Higher torque than a conventional belt gear.
- Quiet, durable and maintenance-free.



3 Simple operation

- Convenient and easy handling.
- Excellent balance and quiet operation.



4 Integrated power outlet

- For connection to a suction unit, which reduces dust.
- Increases cleaning performance.

TECHNICAL DATA AND EQUIPMENT

BDS 43/150 C Classic

- Robust and reliable
- Powerful and versatile
- Simple operation

Technical data		
Brush working width	mm	430
Brush contact pressure	g/cm² / kg	30 / 43
Brush speed	rpm	150
Voltage	V	220-240
Frequency	Hz	50
Rated input power	W	1500
Weight	kg	43
Dimensions (L x W x H)	mm	590 x 430 x 1180

Equipment		
Disc brush		-
Pad drive board		■
Tank, optional	l	10
Order no.		1.291-243.0
Price		

■ Included in the scope of supply.

Accessories		Product name	Order no.	Description
Disc brush		6.369-897.0	Polishing brush.	
Disc brush		6.369-895.0	Scrubbing brush.	
Disc brush		6.369-898.0	Scrubbing brush, GRIT.	
Shampooing brush		6.369-896.0	Shampooing brush.	
Pad drive board		6.369-899.0	Low speed.	
Complete tank		9.753-058.0	Enables easy application of the cleaning fleet. Capacity: 10 l.	
Microfibre pad		6.905-526.0	Excellent cleaning power. Also effectively cleans fine stoneware tiles.	
Supplementary weight, 10 kg		2.642-802.0	Increases the contact pressure. For effective coating removal, grinding, crystallising, etc.	

SINGLE DISC MACHINES



Unique: two bars for perfect balance

The latest generation of Kärcher single-disc machines is perfectly balanced with two bars – for convenient and powerful cleaning of hard surfaces and textile coverings.




1 Optional tank on the motor casing

- Central weight distribution for increased contact pressure while also being light to carry.
- Very good accessibility and rapid removal in just one action. Convenient filling at the sink.
- Filling level display (continuous water level control).



2 Handle can be completely folded down

- Machine requires significantly less storage space.
- Compact dimensions – ideal for transport, for example in a car.
- Robust design with oval aluminium pipes and wide handle for good application of force and effortless operation.



3 High quality

- High-performance motor and all-metal planet carrier.
- Very robust and durable version and high torque for efficient operation.



4 Wide, ergonomic handle

- Two robust oval aluminium bars for good balance and effortless operation.
- Good application of force is possible.

TECHNICAL DATA AND EQUIPMENT

		BDS 51/180 C Adv	BDS 43/180 C Adv	BDS 33/180 C Adv
		■ Extra large working width ■ Powerful and versatile ■ Extremely robust	■ Powerful and versatile ■ With additional socket for suction attachment kit ■ Very robust and durable	■ Powerful and versatile ■ With additional socket for suction add-on ■ Easy to use
Technical data				
Brush working width	mm	510	430	330
Brush contact pressure	g/cm² / kg	25 / 45	38 / 43	47 / 31
Brush speed	rpm	180	180	180
Voltage	V	220-240	220-240	220-240
Frequency	Hz	50	50	50
Rated input power	W	max. 1000	850	700
Weight	kg	45	43	31
Dimensions (L x W x H)	mm	700 x 510 x 1180	660 x 430 x 1180	500 x 356 x 1180
Equipment				
Disc brush		-	-	-
Pad drive board		-	-	-
Tank, optional	l	10	10	8
Order no.		1.291-227.0	1.291-226.0	1.291-220.0
Price				

■ Included in the scope of supply.

		BDS 43/Duo C I Adv	BDS 43/Duo C Adv	BDP 43/450 C Adv
		■ Versatile thanks to two speeds ■ Very powerful and robust ■ For cleaning and polishing	■ Adjustable speed ■ Can be used anywhere ■ Whisper quiet	■ High-speed machine ■ Whisper quiet ■ For polishing and cleaning
Technical data				
Brush working width	mm	430	430	430
Brush contact pressure	g/cm² / kg	45 / 51	45 / 47	42 / 46
Brush speed	rpm	125-250	150-300	450
Voltage	V	220-240	220-240	220-240
Frequency	Hz	50	50	50
Rated input power	W	1560	1560	1760
Weight	kg	51.6	47	45.7
Dimensions (L x W x H)	mm	1135 x 441 x 354	660 x 430 x 1180	660 x 430 x 1180
Equipment				
Disc brush		-	-	-
Pad drive board		-	-	-
Tank, optional	l	10	10	-
Order no.		1.291-241.0	1.291-223.0	1.291-225.0
Price				


■ Included in the scope of supply.

ESCALATOR CLEANER

Escalator cleaning while in use



Our escalator cleaners deliver squeaky clean results on all moving walkways and escalators – even while in use. For both maintenance and deep cleaning.



- 1 Excellent suction power**
 - The applied water is reliably sucked back into the machine by the two powerful suction turbines together with four straight suction hoses and matching combs.
 - Prevents water from dripping into the escalator shaft.
- 2 Suitable for escalators**
 - Combs which enter the grooves in the escalator provide the necessary vacuum.
 - Different combs are available to suit different types of escalators. This ensures that the moisture is effectively vacuumed from the escalator.

BR 47/35 Esc

- Cleans escalators and travelators while they are running
- Equipped with standard wash brush and pick-up brush
- Reliable water pick up

Technical data		
Brush working width	mm	470
Working width, vacuuming	mm	470
Fresh/dirty water tank	l	35 / 35
Brush speed	rpm	870-1090
Container capacity	-	-
Brush motor power	W	1100
Suction motor	W	800
Water flow	l/h	60
Pressure	bar	4-7
Voltage	V	220-240
Frequency	Hz	50-60
Weight	kg	90
Dimensions (L × W × H)	mm	1200 × 670 × 1100
Equipment		
Cleaning brush	■	
Pick-up brushes	■	
Leading combs*	-	
Outlet combs*	-	
Order no.	1.310-109.0	
Price		

■ Included in the scope of supply.
* Please order separately according to type of escalator.

ESCALATOR CLEANER

Non-stop maintenance cleaning



For maintenance/intermediate cleaning: the BR 45/10 Esc is suitable for quick and thorough dry cleaning of escalators and travelators. Cleaning takes place while the escalator is moving.



- 1 Efficient cleaning**
 - Ready to use within minutes.
 - Cleans moving escalators quickly and efficiently.
- 2 Dust suction**
 - For dust-free operation. The 10-litre filter bag reliably retains dirt.
 - Two suction turbines for very high suction power.

BR 45/10 Esc

- Cleans escalators and travelators while they are running
- Dry cleaning
- For maintenance and intermediate cleaning

Technical data		
Brush working width	mm	450
Working width, vacuuming	mm	450
Fresh/dirty water tank	l	- / -
Brush speed	rpm	290
Container capacity	l	10
Brush motor power	W	190
Suction motor	W	1500
Water flow	-	-
Pressure	-	-
Voltage	V	220-240
Frequency	Hz	50
Weight	kg	44
Dimensions (L × W × H)	mm	880 × 460 × 220
Equipment		
Cleaning brush	■	
Pick-up brushes	-	
Leading combs	-	
Outlet combs	-	
Order no.	1.310-121.0	
Price		

■ Included in the scope of supply.

COMPACT CLASS



The versatile handheld – ideal for stairwell cleaning

For small, awkward areas such as stairwells and window sills. For deep cleaning, crystallisation or polishing of hard surfaces and shampooing carpets. Also suitable for vertical surfaces.



1 Light and compact

- Suitable for small areas such as stairwells or window sills.
- For easy transport.



2 High-quality components

- Device is virtually maintenance-free.



3 Speed 0-470 rpm

- Speed can be adjusted to suit the cleaning task.



4 Optionally available corner brush

- For cleaning right into the corners. (with an optional corner brush for simultaneous horizontal and vertical use)

TECHNICAL DATA AND EQUIPMENT

BD 17/5 C

- For window sills, stairs, etc.
- Horizontal/vertical cleaning
- Optional: Guide rod and tank

Technical data		
Working width	mm	170-200
Working height	mm	330
Brush speed	rpm	0-470
Voltage	V	220-230
Frequency	Hz	50-60
Rated input power	W	120
Weight	kg	5
Dimensions (L x W x H)	mm	360 x 180 x 330

Equipment	
Disc brush	-
Pad drive board	-
Adjustable brush speed	■
Wheels	■
Tank	-
Guide rod	-
Order no.	1.737-107.0
Price	

■ Included in the scope of supply.

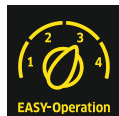
Accessories	Product name	Order no.	Description
Disc brush	6.994-112.0	For all surfaces.	
Disc brush	6.994-113.0	For deep cleaning.	
Disc brush	6.994-116.0	For all surfaces, large diameter.	
Disc brush	6.994-117.0	For deep cleaning, large diameter.	
Disc brush	6.994-118.0	For polishing, large diameter.	
Corner brush	6.994-127.0	Ideal for cleaning in corners, for all surfaces.	
Corner brush	6.994-128.0	Ideal for cleaning in corners, for deep cleaning.	
Polishing brush	6.994-114.0	For polishing.	
Shampooing brush	6.994-115.0	For carpets.	
Pad drive board	6.994-119.0	Easy to fit pad drive board for BD 17/5 stair cleaning machine. For cleaning with 170 mm diameter pads.	

STEP-ON POLISHING MACHINE



The professional for shiny floors

Cable-free, powerful, fast: the manoeuvrable RS polishing machine offers a large working width and speed of 2,000 rpm, meaning that even the most stubborn marks can be removed easily.



1 Automatic contact pressure

- No adjustment of the contact pressure.
- Constant contact pressure, even with worn pads or on uneven surfaces.

2 Integrated passive dust suction

- The polishing dust is collected under the pad and then automatically transported upwards into the filter bag.
- The large filter bag is easily accessible and easy to change.

BDP 50/2000 RS Bp Pack

BDP 50/2000 RS Bp

- Compact and extremely manoeuvrable
- High speed and maximum productivity
- Integrated vacuum cleaning

- Compact and extremely manoeuvrable
- High speed and maximum productivity
- Integrated vacuum cleaning

Technical data

Working width, pad	mm	510	510
Working width, vacuuming	mm	530	530
Theoretical area performance	m²/h	1780	1780
Brush contact pressure	g/cm² / kg	10 / 21	10 / 21
Brush speed	rpm	2000	2000
Rated input power	W	2315	2315
Traction motor	W	155	155
Voltage, charger	V / Hz	230 / 50-60	-
Weight	kg	180	100
Dimensions (L × W × H)	mm	1130 × 595 × 1315	1130 × 595 × 1315

Equipment

Equipment		
Traction drive	■	■
Battery and battery charger included	■	-
Adjustable contact pressure	-	-
Drive board with centerlock	■	■
Dust suction	■	■
Order no.	1.002-039.0	1.002-041.0
Price		

■ Included in the scope of supply.

COMPACT CLASS



Economical and effective polishing

When polishing smooth, high-gloss floors, the BDP 50/1500 C ultra high-speed machine achieves a level of productivity up to 30% greater than conventional high-speed machines.



1 Integrated vacuuming system

- The guard ensures that polishing dust stays under the machine. The dust is collected in the dust container by passive vacuuming to reduce dust impact while polishing.
- Any dust collected is easy to empty - the filter bag is reusable.

2 Automatic contact pressure

- The pad drive board is spring-mounted. The contact pressure is automatically regulated for consistent polishing results.
- The pad maintains optimal surface contact and follows any floor unevenness.

BDP 50/1500 C

- Mains operation for uninterrupted use
- With central guide wheel - polishing up to the edge
- Dust-free operation thanks to built-in dust suction

Technical data

Working width, pad	mm	510
Working width, vacuuming	mm	560
Theoretical area performance	m²/h	900
Brush contact pressure	g/cm²	4
Brush speed	rpm	1500
Voltage	V	230
Frequency	Hz	50
Rated input power	W	1100
Weight	kg	35.4
Dimensions (L x W x H)	mm	760 x 550 x 1250

Equipment

Equipment	
Traction drive	-
Battery and battery charger included	-
Adjustable contact pressure	-
Drive board with centerlock	■
Dust suction	■
Order no.	1.291-141.0
Price	

■ Included in the scope of supply.

THE COMPLETE RANGE FOR HARD SURFACE CLEANING

Our scrubber driers are capable of exceptional performance. In order for them to achieve this, they need optimally coordinated accessories and cleaning agents. Only the Kärcher system of machine, original Kärcher accessories and original Kärcher cleaning agents gives you maximum performance and efficiency for a wide variety of applications. Plus the required functionality and safety.



Table of contents: Scrubber/scrubber drier accessories		
Scrubber and scrubber drier accessories	Page	554
Single-disc machine accessories	Page	614
Escalator cleaner accessories	Page	620
Stair cleaner accessories	Page	622
Polishing machine accessories	Page	624
Manual Cleaning Equipment	Page	792
Cleaning agents	Page	866



- 1 Cleaning by colour**

Kärcher has implemented the colour system for selecting the right accessory (tried and tested with pad discs) for all roller brushes, roller pads and disc brushes. This makes it extremely easy to find the right accessory for every application. From white = no abrasive effect, to black = highly abrasive. The orange brush has long and deep bristles, and is ideal for structured surfaces.
- 2 The round solution for grey film**

The microfibre roller combines the advantages of roller technology with those of microfibre: A self-cleaning effect and the effective removal of grey film. The best results are achieved on fine stoneware tiles in particular.
- 3 Melamine pads**

Melamine pads are perfect for cleaning greyed coverings deep into the fibres using disc engineering. Using intensive cleaning, grey film can be removed from fine stoneware tiles and artificial stone in particular with minimal effort.

- 4 Diamonds clean and polish to a high gloss**

Diamond pads are Kärcher's innovation for cleaning and polishing using scrubber driers in maintenance cleaning. The system with three different granulations is ingenious: Three weeks of using the white pad, three weeks of using the yellow pad, and then the green pad, for polishing results to a high gloss. This saves a great deal of time and expense, and the surface will take longer to become dirty again. On all natural stone floors, artificial stone and epoxy coverings.
- 5 Renew coatings faster**

Coatings protect the floor and enhance its appearance. Most coatings have to be regularly renewed, usually with a strongly alkaline cleaning agent and single-disc machine, which takes a lot of time. Three innovative Kärcher developments – the S 65 stripping head, the O 51 orbital disc head and the stripping rollers – now accelerate this work with 3 to 10 times the area performance. And without using a cleaning agent! This reduces cleaning costs enormously and reduces the environmental impact. With the top-stripping versions, the existing coating is evenly sanded and then re-coated. The S 65 and O heads are equipped with a quick-change system which means that you do not have to purchase any additional machines. Kärcher stripping rollers can be easily used in the existing roller head.

BRUSH HEADS



Different brush heads – R (roller), D (disc) or S (with vibration technology) – are available for different applications. A disc head is recommended for smooth surfaces with light soiling. Roller heads are ideal for stubborn dirt or structured surfaces. These are all fitted with a sweep tray. This makes the scrubber drier an all-rounder that can sweep, scrub and vacuum in a single operation. The S-head plays a special role in this – it allows very efficient stripping of floors. The brush heads can be very easily replaced on the machine.

[illegible]

■ NEW ■ Included in the scope of supply. □ Available accessories. More Kärcher original accessories can be found on the following pages.

[illegible]

■ Included in the scope of supply. □ Available accessories. More Kärcher original accessories can be found on the following pages.

ROLLER BRUSHES



Roller brushes combine high friction and high contact pressure. For excellent cleaning results.

[illegible]

■ Included in the scope of supply. □ Available accessories. More Kärcher original accessories can be found on the following pages.

[illegible]

■ Included in the scope of supply. □ Available accessories. More Kärcher original accessories can be found on the following pages.



■ Included in the scope of supply. □ Available accessories. More Kärcher original accessories can be found on the following pages.


[illegible]

☐ Available accessories. More Kärcher original accessories can be found on the following pages.

ROLLER PADS




World innovation: Kärcher combines the excellent properties of microfibre and advantages of roller technology. Perfect for cleaning fine stoneware tiles. Effortlessly cleans tiles leaving them looking like new. Also suitable for nearly all other types of floors.

[illegible]

□ Available accessories. More Kärcher original accessories can be found on the following pages.

[illegible]

☐ Available accessories. More Kärcher original accessories can be found on the following pages.

[illegible]

■ Included in the scope of supply. □ Available accessories. More Kärcher original accessories can be found on the following pages.

DISC BRUSHES



Disc brushes come in different colours for easy selection of the required characteristics (white = soft, black = hard).

[illegible]

■ Included in the scope of supply. □ Available accessories. More Kärcher original accessories can be found on the following pages.



33

■ Included in the scope of supply. □ Available accessories. More Kärcher original accessories can be found on the following pages.

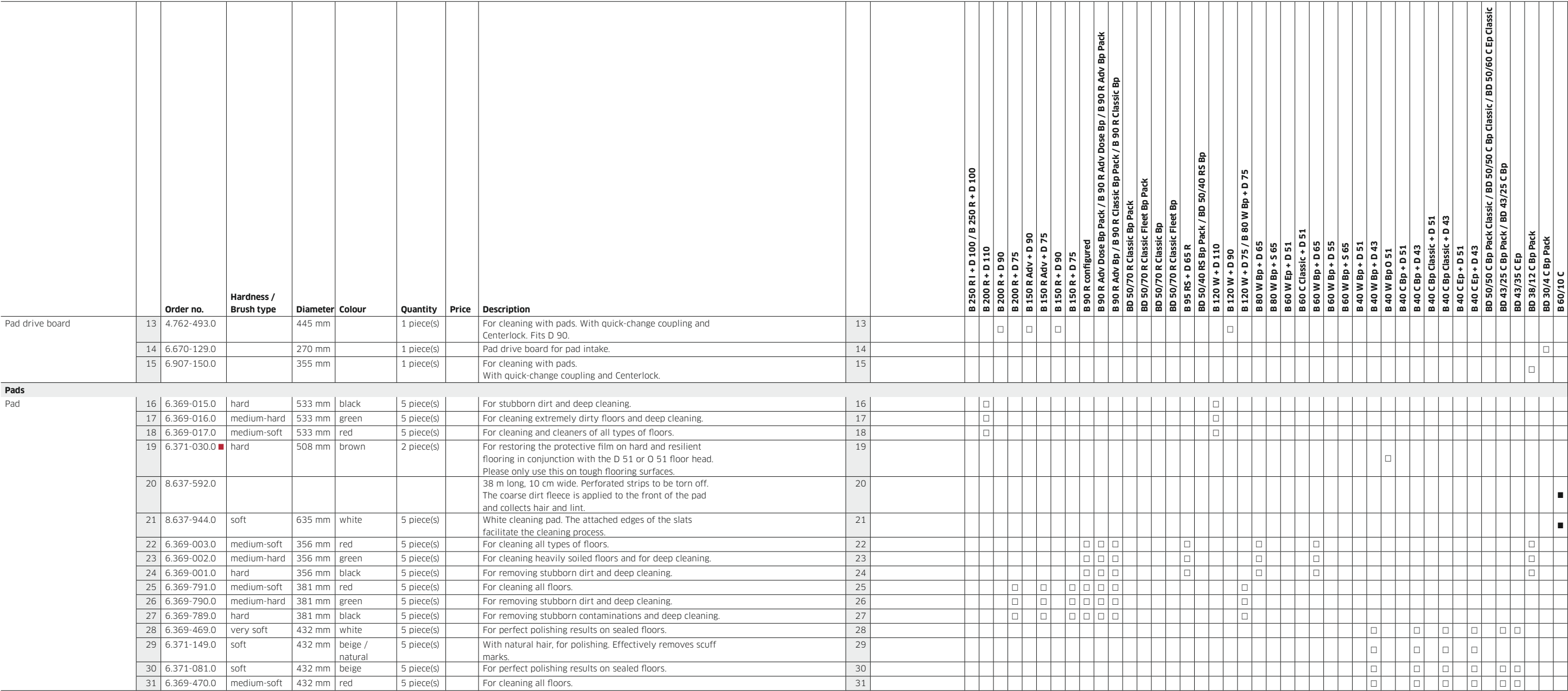
DISC PADS



Pads have also proven successful on scrubber driers, especially on smooth surfaces. The pad colour indicates the type of use. Microfibre pads are particularly suitable for cleaning fine stoneware.

[illegible]

☐ Available accessories. More Kärcher original accessories can be found on the following pages.




■ NEW ■ Included in the scope of supply. □ Available accessories. More Kärcher original accessories can be found on the following pages.



48-54

■ NEW □ Available accessories. More Kärcher original accessories can be found on the following pages.


[illegible]

□ Available accessories. More Kärcher original accessories can be found on the following pages.


SQUEEGEES, SQUEEGEE BLADES




Curved or straight squeegees are available. Suction lips are grooved as standard. Suction lips are available for particularly sensitive or rough floors.

[illegible]

■ NEW ■ Included in the scope of supply. □ Available accessories. More Kärcher original accessories can be found on the following pages.

[illegible]

■ NEW ■ Included in the scope of supply. □ Available accessories. More Kärcher original accessories can be found on the following pages.



■ Included in the scope of supply. □ Available accessories. More Kärcher original accessories can be found on the following pages.

[illegible]

■ NEW ■ Included in the scope of supply. □ Available accessories. More Kärcher original accessories can be found on the following pages.

HOME BASE ACCESSORIES



With the Home Base accessories, you can make life easier and work more efficiently. You can store utensils for manual cleaning, such as the wiping mop, additional cleaning agent bottles, cloths, utensils basket and much more, easily and securely right on the machine so that they are always within easy reach. This enables you to be prepared for all eventualities, avoid unnecessary walking and save valuable time.

[illegible]

■ Included in the scope of supply. □ Available accessories. More Kärcher original accessories can be found on the following pages.

OTHER ACCESSORIES



Specially developed accessories extend the range of applications of our scrubber driers.

[illegible]

■ Included in the scope of supply.

☐ Available accessories.

More Kärcher original accessories can be found on the following pages

[illegible]

■ Included in the scope of supply. □ Available accessories. More Kärcher original accessories can be found on the following pages.



																																																																																																																																																																																																																																																																																																																																																																																																																																																																																																																																																																																																																																																																																																																																																																																																																																																																																																																																																																																																																																																																																																																																																																																																																																																																																																																																																																																																																																																																	</
--	--	--	--	--	--	--	--	--	--	--	--	--	--	--	--	--	--	--	--	--	--	--	--	--	--	--	--	--	--	--	--	--	--	--	--	--	--	--	--	--	--	--	--	--	--	--	--	--	--	--	--	--	--	--	--	--	--	--	--	--	--	--	--	--	--	--	--	--	--	--	--	--	--	--	--	--	--	--	--	--	--	--	--	--	--	--	--	--	--	--	--	--	--	--	--	--	--	--	--	--	--	--	--	--	--	--	--	--	--	--	--	--	--	--	--	--	--	--	--	--	--	--	--	--	--	--	--	--	--	--	--	--	--	--	--	--	--	--	--	--	--	--	--	--	--	--	--	--	--	--	--	--	--	--	--	--	--	--	--	--	--	--	--	--	--	--	--	--	--	--	--	--	--	--	--	--	--	--	--	--	--	--	--	--	--	--	--	--	--	--	--	--	--	--	--	--	--	--	--	--	--	--	--	--	--	--	--	--	--	--	--	--	--	--	--	--	--	--	--	--	--	--	--	--	--	--	--	--	--	--	--	--	--	--	--	--	--	--	--	--	--	--	--	--	--	--	--	--	--	--	--	--	--	--	--	--	--	--	--	--	--	--	--	--	--	--	--	--	--	--	--	--	--	--	--	--	--	--	--	--	--	--	--	--	--	--	--	--	--	--	--	--	--	--	--	--	--	--	--	--	--	--	--	--	--	--	--	--	--	--	--	--	--	--	--	--	--	--	--	--	--	--	--	--	--	--	--	--	--	--	--	--	--	--	--	--	--	--	--	--	--	--	--	--	--	--	--	--	--	--	--	--	--	--	--	--	--	--	--	--	--	--	--	--	--	--	--	--	--	--	--	--	--	--	--	--	--	--	--	--	--	--	--	--	--	--	--	--	--	--	--	--	--	--	--	--	--	--	--	--	--	--	--	--	--	--	--	--	--	--	--	--	--	--	--	--	--	--	--	--	--	--	--	--	--	--	--	--	--	--	--	--	--	--	--	--	--	--	--	--	--	--	--	--	--	--	--	--	--	--	--	--	--	--	--	--	--	--	--	--	--	--	--	--	--	--	--	--	--	--	--	--	--	--	--	--	--	--	--	--	--	--	--	--	--	--	--	--	--	--	--	--	--	--	--	--	--	--	--	--	--	--	--	--	--	--	--	--	--	--	--	--	--	--	--	--	--	--	--	--	--	--	--	--	--	--	--	--	--	--	--	--	--	--	--	--	--	--	--	--	--	--	--	--	--	--	--	--	--	--	--	--	--	--	--	--	--	--	--	--	--	--	--	--	--	--	--	--	--	--	--	--	--	--	--	--	--	--	--	--	--	--	--	--	--	--	--	--	--	--	--	--	--	--	--	--	--	--	--	--	--	--	--	--	--	--	--	--	--	--	--	--	--	--	--	--	--	--	--	--	--	--	--	--	--	--	--	--	--	--	--	--	--	--	--	--	--	--	--	--	--	--	--	--	--	--	--	--	--	--	--	--	--	--	--	--	--	--	--	--	--	--	--	--	--	--	--	--	--	--	--	--	--	--	--	--	--	--	--	--	--	--	--	--	--	--	--	--	--	--	--	--	--	--	--	--	--	--	--	--	--	--	--	--	--	--	--	--	--	--	--	--	--	--	--	--	--	--	--	--	--	--	--	--	--	--	--	--	--	--	--	--	--	--	--	--	--	--	--	--	--	--	--	--	--	--	--	--	--	--	--	--	--	--	--	--	--	--	--	--	--	--	--	--	--	--	--	--	--	--	--	--	--	--	--	--	--	--	--	--	--	--	--	--	--	--	--	--	--	--	--	--	--	--	--	--	--	--	--	--	--	--	--	--	--	--	--	--	--	--	--	--	--	--	--	--	--	--	--	--	--	--	--	--	--	--	--	--	--	--	--	--	--	--	--	--	--	--	--	--	--	--	--	--	--	--	--	--	--	--	--	--	--	--	--	--	--	--	--	--	--	--	--	--	--	--	--	--	--	--	--	--	--	--	--	--	--	--	--	--	--	--	--	--	--	--	--	--	--	--	--	--	--	--	--	--	--	--	--	--	--	--	--	--	--	--	--	--	--	--	--	--	--	--	--	--	--	--	--	--	--	--	--	--	--	--	--	--	--	--	--	--	--	--	--	--	--	--	--	--	--	--	--	--	--	--	--	--	--	--	--	--	--	--	--	--	--	--	--	--	--	--	--	--	--	--	--	--	--	--	--	--	--	--	--	--	--	--	--	--	--	--	--	--	--	--	--	--	--	--	--	--	--	--	--	--	--	--	--	--	--	--	--	--	--	--	--	--	--	--	--	--	--	--	--	--	--	--	--	--	--	--	--	--	--	--	--	--	--	--	--	--	--	--	--	--	--	--	--	--	--	--	--	--	--	--	--	--	--	--	--	--	--	--	--	--	--	--	--	--	--	--	--	--	--	--	--	--	--	--	--	--	--	--	--	--	--	--	--	--	--	--	--	--	--	--	--	--	--	--	--	--	--	--	--	--	--	--	--	--	--	--	--	--	--	--	--	--	--	--	--	--	--	--	--	--	--	--	--	--	--	--	--	--	--	--	--	--	--	--	--	--	--	--	--	--	--	--	--	--	--	--	--	--	--	--	--	--	--	--	--	--	--	--	--	--	--	--	--	--	--	--	--	--	--	--	--	--	--	--	--	--	--	--	--	--	--	--	--	--	--	--	--	--	--	--	--	--	--	--	--	--	--	--	--	--	--	--	--	--	--	--	--	--	--	--	--	--	--	--	--	--	--	--	--	--	--	--	--	--	--	--	--	--	--	--	--	--	--	--	--	--	--	--	--	--	--	--	--	--	--	--	--	--	--	--	--	--	--	--	--	--	--	--	--	--	--	--	--	--	--	--	--	--	--	--	--	--	--	--	--	--	--	--	--	--	--	--	--	--	--	--	--	--	--	--	--	--	--	--	--	--	--	--	--	--	--	--	--	--	--	--	--	--	--	--	--	--	--	--	--	--	--	--	--	--	--	--	--	--	--	--	--	--	--	--	--	--	--	--	--	--	--	--	--	--	--	--	--	--	--	--	--	--	--	--	--	--	--	--	--	--	--	--	--	--	--	--	--	--	--	--	--	--	--	--	--	--	--	--	--	--	--	--	--	--	--	--	--	--	--	--	--	--	--	--	--	--	--	--	--	--	--	--	--	--	--	--	--	--	--	--	--	--	--	--	--	--	----

■ Included in the scope of supply. □ Available accessories. More Kärcher original accessories can be found on the following pages.

ATTACHMENT KITS



Useful accessories and attachment kits facilitate daily cleaning for excellent results. They ensure greater safety, reduce the impact on the environment and are cost-effective.

[illegible]

■ NEW ■ Included in the scope of supply. □ Available accessories. More Kärcher original accessories can be found on the following pages.

[illegible]

■ NEW □ Available accessories. More Kärcher original accessories can be found on the following pages.



		Order no.	Length	Diameter	Quantity	Price	Description		
Flashing beacon	30	2.641-718.0			1 piece(s)		Increases the safety of the working environment.	30	
	31	4.035-516.0			1 piece(s)			31	
Auto-Fill	32	2.641-748.0			1 piece(s)		Automatic filling system. Water supply automatically stops when the tanks is full. With safety overflow.	32	
	33	4.035-345.0			1 piece(s)			33	
	34	4.035-985.0			1 piece(s)			34	
Water spraying system for side brush	35	2.643-843.0			1 piece(s)		The nozzles prevent dust dispersion when using the side brush, whereby the water that is sprayed binds the dusts.	35	
Side brush attachment kit R100	36	2.643-846.0			1 piece(s)		Side brush, right and left. Includes lifting motor and deflector. Re-moves loose dirt around edges. Fits machines with brush head R 100.	36	
Side brush attachment kit R120	37	2.643-847.0			1 piece(s)		Side brush, right and left. Includes lifting motor and deflector. Re-moves loose dirt around edges. Fits machines with brush head R 120.	37	
2-point safety belt	38	6.989-732.0			1 piece(s)		2-point safety belt for ride-on scrubber driers B 250 R and B 250 R I. Increases operator work safety considerably.	38	
Attachment kit StVZO (approved by road licensing authority)	39	2.852-213.0			1 piece(s)		Necessary for operation on public roads; attachment kit complies with the German Road Traffic Licensing Regulations (StVZO). Includes indicators, registration plate holder and brake lights.	39	

■ Included in the scope of supply. □ Available accessories. More Kärcher original accessories can be found on the following pages.

BATTERIES, CHARGERS



Only chargers and batteries suitable for the machine ensure a long service life. Kärcher offers high quality batteries and chargers for all its machines.

[illegible]

■ NEW ■ Included in the scope of supply. □ Available accessories. More Kärcher original accessories can be found on the following pages.

[illegible]

■ NEW ■ Included in the scope of supply. □ Available accessories. More Kärcher original accessories can be found on the following pages.

[illegible]

[illegible]

■ NEW □ Available accessories. More Kärcher original accessories can be found on the following pages.

SINGLE-DISC MACHINE ACCESSORIES



High-quality Kärcher accessories are extremely durable and ideal for daily use with single-disc machines – for excellent cleaning results.



		Order no.	Hardness / Brush type	Diameter	Colour	Quantity	Price	Description			BDS 43/150 C Classic	BDS 51/180 C Adv	BDS 43/180 C Adv	BDS 33/180 C Adv	BDS 43/Duo C I Adv	BDS 43/Duo C Adv	BDP 43/450 C Adv
Disc brushes																	
Disc brush	1	6.369-892.0	soft	330 mm	natural	1 piece(s)		Polishing brush.	1								
	2	6.369-890.0	medium	330 mm	red	1 piece(s)		Scrubbing brush.	2								
	3	6.369-893.0	hard	330 mm	black	1 piece(s)		Scrubbing brush, GRIT.	3								
	4	6.369-897.0	soft	430 mm	natural	1 piece(s)		Polishing brush.	4								
	5	6.369-895.0	medium	430 mm	red	1 piece(s)		Scrubbing brush.	5								
	6	6.369-898.0	hard	430 mm	black	1 piece(s)		Scrubbing brush, GRIT.	6								
	7	6.371-206.0	medium	508 mm	red	1 piece(s)		For general cleaning. Also suitable for sensitive floors.	7								
	8	6.371-265.0	hard	508 mm	black	1 piece(s)		For stubborn dirt and deep cleaning. For hard-wearing surfaces.	8								
Shampooing brush	9	6.369-891.0	medium-soft	330 mm	blue / white	1 piece(s)		Shampooing brush.	9								
	10	6.369-896.0	medium-soft	430 mm	blue / white	1 piece(s)			10								
	11	6.371-266.0	medium-soft	508 mm	blue / white	1 piece(s)		For carpet cleaning.	11								
Pad drive board																	
Pad drive board	12	6.369-894.0		330 mm		1 piece(s)		Low speed.	12								
	13	6.369-899.0		430 mm		1 piece(s)			13								
	14	6.369-901.0		430 mm		1 piece(s)		Duo-speed.	14								
	15	6.371-208.0		483 mm		1 piece(s)		For cleaning with pads. With quick-change coupling and Centerlock.	15								
Pads																	
Pad	16	6.369-903.0	very soft	330 mm	white	5 piece(s)		Smooth, for floor polishing.	16								
	17	6.369-904.0	soft	330 mm	beige	5 piece(s)		For perfect polishing results on sealed floors.	17								
	18	6.369-905.0	medium-soft	330 mm	red	5 piece(s)		For cleaning all floors.	18								
	19	6.369-906.0	medium-hard	330 mm	green	5 piece(s)		For cleaning heavily soiled floors and deep cleaning.	19								
	20	6.369-907.0	hard	330 mm	black	5 piece(s)		For removing stubborn dirt and deep cleaning.	20								
	21	6.369-469.0	very soft	432 mm	white	5 piece(s)		For perfect polishing results on sealed floors.	21								
	22	6.371-149.0	soft	432 mm	beige / natural	5 piece(s)		With natural hair, for polishing. Effectively removes scuff marks.	22								
	23	6.369-471.0	soft	432 mm	blue	5 piece(s)		Especially suitable for deep cleaningof linoleum floors.	23								
	24	6.371-081.0	soft	432 mm	beige	5 piece(s)		For perfect polishing results on sealed floors.	24								
	25	6.369-470.0	medium-soft	432 mm	red	5 piece(s)		For cleaning all floors.	25								
	26	6.369-472.0	medium-hard	432 mm	green	5 piece(s)		For removing stubborn dirt and deep cleaning.	26								
	27	6.369-473.0	hard	432 mm	black	5 piece(s)		For cleaning heavily soiled floors and for deep cleaning.	27								
	28	6.371-146.0	soft	500 mm	beige / natural	5 piece(s)		With natural hair, for polishing. Effectively removes scuff marks.	28								
	29	6.369-468.0	soft	508 mm	beige	5 piece(s)		Light grit, suitable for polishing floors.	29								
	30	6.369-079.0	medium-soft	508 mm	red	5 piece(s)		For cleaning all types of floors.	30								
	31	6.369-078.0	medium-hard	508 mm	green	5 piece(s)		For removing stubborn dirt and deep cleaning.	31								
	32	6.369-077.0	hard	508 mm	black	5 piece(s)		For cleaning heavily soiled floors and for deep cleaning.	32								

■ Included in the scope of supply. □ Available accessories. More Kärcher original accessories can be found on the following pages.



		Order no.	Hardness / Brush type	Diameter	Colour	Quantity	Price	Description			BDS 43/150 C Classic	BDS 51/180 C Adv	BDS 43/180 C Adv	BDS 33/180 C Adv	BDS 43/Duo C I Adv	BDS 43/Duo C Adv
Melamine pads																
Melamine pad	33	6.371-025.0		508 mm	grey/white	2 piece(s)		Melamine pad set for the effective cleaning of microporous surfaces.	33			<input type="checkbox"/>				
	34	6.371-023.0		432 mm	grey/white	2 piece(s)			34				<input type="checkbox"/>		<input type="checkbox"/>	<input type="checkbox"/>
	35	6.371-020.0	■	330 mm	grey/white	2 piece(s)		Melamine pad set for the effective cleaning of microporous, textured surfaces, such as natural stone.	35					<input type="checkbox"/>		
Microfibre pad																
Microfibre pad	36	6.369-908.0	microfibre	330 mm	white	5 piece(s)		Excellent cleaning power. Also effectively cleans fine stoneware tiles.	36					<input type="checkbox"/>		
	37	6.371-271.0	microfibre	508 mm	white	5 piece(s)		Excellent cleaning power. Also effectively cleans fine stoneware tiles.	37			<input type="checkbox"/>				
	38	6.905-526.0	microfibre	410 mm	white	5 piece(s)		Excellent cleaning power. Also effectively cleans fine stoneware tiles.	38		<input type="checkbox"/>	<input type="checkbox"/>		<input type="checkbox"/>	<input type="checkbox"/>	
Diamond pad																
Diamond pad	39	6.371-256.0	coarse	432 mm	white	5 piece(s)		For coarse cleaning/restoring. Removes small scratches, for a clean, silky matt surface. For surface preparation prior to using the yellow pad. Also suitable as a crystallisation pad for basic crystallisation.	39		<input type="checkbox"/>		<input type="checkbox"/>			<input type="checkbox"/>
	40	6.371-260.0	coarse	508 mm	white	5 piece(s)			40			<input type="checkbox"/>				
	41	6.371-257.0	medium	432 mm	yellow	5 piece(s)		For coarse cleaning/restoring. Removes fine scratches for a more homogeneous and shinier surface. For surface preparation prior to using the green diamond pad. Also suitable as a crystallisation pad for high-gloss crystallisation.	41		<input type="checkbox"/>	<input type="checkbox"/>				<input type="checkbox"/>
	42	6.371-261.0	medium	508 mm	yellow	5 piece(s)			42			<input type="checkbox"/>				
	43	6.371-238.0	fine	432 mm	green	5 piece(s)		For effortless polishing of laminated floors, terrazzo and natural stone surfaces. For maintenance cleaning after using white and yellow pads. As a crystallisation pad for high-gloss crystallisation.	43		<input type="checkbox"/>	<input type="checkbox"/>				<input type="checkbox"/>
	44	6.371-240.0	fine	508 mm	green	5 piece(s)			44			<input type="checkbox"/>				
Accessories for sanding																
Sanding board	45	6.369-934.0		430 mm		1 piece(s)		For concrete floors.	45		<input type="checkbox"/>		<input type="checkbox"/>			
Drive board for sandpaper	46	6.369-902.0		405 mm		1 piece(s)		With Centerlock for attaching sandpaper.	46		<input type="checkbox"/>	<input type="checkbox"/>				
Sandpaper, 36 grit	47	6.990-008.0		410 mm		10 piece(s)		Coarse, 36 grit. For the initial sanding of parquet.	47		<input type="checkbox"/>	<input type="checkbox"/>				
Sandpaper, 60 grit	48	6.990-009.0		410 mm		10 piece(s)		Medium, 60 grit. For the interim sanding of parquet.	48		<input type="checkbox"/>	<input type="checkbox"/>				
Sandpaper, grain 100	49	6.990-007.0		410 mm		10 piece(s)		Fine, 100 grit. For the final sanding on bare wood or as an interim sanding before the final sealing.	49		<input type="checkbox"/>	<input type="checkbox"/>				
Miscellaneous																
Complete tank	50	9.753-058.0				1 piece(s)		Enables easy application of the cleaning fleet. Capacity: 10 l.	50		<input type="checkbox"/>					
Filling hose	51	6.680-124.0				1 piece(s)		Hose for convenient fresh water filling from all standard taps.	51		<input type="checkbox"/>	<input type="checkbox"/>	<input type="checkbox"/>	<input type="checkbox"/>	<input type="checkbox"/>	
Extension cable	52	6.647-022.0				1 piece(s)		20 m.	52		<input type="checkbox"/>	<input type="checkbox"/>	<input type="checkbox"/>	<input type="checkbox"/>	<input type="checkbox"/>	<input type="checkbox"/>
Supplementary weight, 10 kg	53	2.642-802.0				1 piece(s)		Increases the contact pressure. For effective coating removal, grinding, crystallising, etc.	53		<input type="checkbox"/>	<input type="checkbox"/>	<input type="checkbox"/>		<input type="checkbox"/>	<input type="checkbox"/>

■ NEW ☐ Available accessories. More Kärcher original accessories can be found on the following pages.



		Order no.	Hardness / Brush type	Diameter	Colour	Quantity	Price	Description			BDS 43/150 C Classic	BDS 51/180 C Adv	BDS 43/180 C Adv	BDS 33/180 C Adv	BDS 43/Duo C I Adv	BDS 43/Duo C Adv	BDP 43/450 C Adv
Other attachment kits																	
Tank Adv	54	2.642-476.0				1 piece(s)		Easy to remove. Enables easy application of the cleaning fleet. Capacity: 10 l.	54			<input type="checkbox"/>	<input type="checkbox"/>		<input type="checkbox"/>	<input type="checkbox"/>	<input type="checkbox"/>
Suction unit 43 cm / 17" Adv	55	2.642-674.0				1 piece(s)		Prevents dust when polishing or crystallising.	55				<input type="checkbox"/>		<input type="checkbox"/>	<input type="checkbox"/>	<input type="checkbox"/>
Tank Adv	56	2.642-495.0				1 piece(s)		Easy to remove. Enables easy application of the cleaning fleet. Capacity: 8 l.	56					<input type="checkbox"/>			
Suction ring 43 cm/17"	57	4.071-223.0				1 piece(s)		Reduces dust development when sanding, crystallising, polishing or cleaning in conjunction with a wet and dry vacuum cleaner or the suction unit.	57		<input type="checkbox"/>		<input type="checkbox"/>		<input type="checkbox"/>	<input type="checkbox"/>	<input type="checkbox"/>
Paper filter bags (two-ply)																	
Paper filter bags	58	6.904-403.0				10 piece(s)		Dust class M.	58				<input type="checkbox"/>		<input type="checkbox"/>	<input type="checkbox"/>	<input type="checkbox"/>

☐ Available accessories. More Kärcher original accessories can be found on the following pages.

ESCALATOR CLEANER ACCESSORIES



Front and rear combs are available for different types of escalators. These prevent water from entering the escalator.



		Order no.	Hardness / Brush type	Colour	Quantity	Price	Description			BR 47/35 Esc	BR 45/10 Esc
Brushes											
Brushes, standard	1	6.680-002.0		white	2 piece(s)		Brushes.	1		<input type="checkbox"/>	<input checked="" type="checkbox"/>
	2	5.762-266.0	soft	white	1 piece(s)		Machine requires 2. For moderate to heavy soiling.	2		<input checked="" type="checkbox"/>	<input type="checkbox"/>
Brushes, hard	3	6.680-001.0	hard		2 piece(s)		Brushes.	3		<input type="checkbox"/>	<input type="checkbox"/>
Brushes, intake brushes	4	5.762-268.0		black	1 piece(s)		Machine requires 2.	4		<input checked="" type="checkbox"/>	<input type="checkbox"/>
Brushes, hard	5	5.762-267.0	hard	black	1 piece(s)		Machine requires 2. For removing stubborn dirt on hard-wearing surfaces.	5		<input type="checkbox"/>	<input type="checkbox"/>
Inlet/outlet combs											
Inlet combs, orange	6	6.371-321.0		orange	2 piece(s)		Fa. Thyssen-Krupp, model FT 983.	6		<input type="checkbox"/>	<input type="checkbox"/>
Outlet combs, orange	7	6.371-322.0		orange	2 piece(s)			7		<input type="checkbox"/>	<input type="checkbox"/>
Inlet combs, yellow	8	6.371-272.0		yellow	2 piece(s)		Thyssen-Krupp, Fujitec.	8		<input type="checkbox"/>	<input type="checkbox"/>
Outlet combs, yellow	9	6.371-273.0		yellow	2 piece(s)			9		<input type="checkbox"/>	<input type="checkbox"/>
Inlet combs, grey	10	6.369-509.0		grey	2 piece(s)		Companies KONE, O&K.	10		<input type="checkbox"/>	<input type="checkbox"/>
Outlet combs, grey	11	6.369-519.0		grey	2 piece(s)			11		<input type="checkbox"/>	<input type="checkbox"/>
Inlet combs, black	12	6.369-510.0		black	2 piece(s)		OTIS, FUJITEL, MONTGOMERY.	12		<input type="checkbox"/>	<input type="checkbox"/>
Outlet combs, black	13	6.369-520.0		black	2 piece(s)			13		<input type="checkbox"/>	<input type="checkbox"/>
Inlet combs, green	14	6.369-511.0		green	2 piece(s)		Schindler, Westinghouse, MITSUBISHI.	14		<input type="checkbox"/>	<input type="checkbox"/>
Outlet combs, green	15	6.369-521.0		green	2 piece(s)			15		<input type="checkbox"/>	<input type="checkbox"/>
Inlet combs, white	16	6.369-512.0		white	2 piece(s)		CNIM, DONG YANG, HITACHI, TOSHIBA.	16		<input type="checkbox"/>	<input type="checkbox"/>
Outlet combs, white	17	6.369-522.0		white	2 piece(s)			17		<input type="checkbox"/>	<input type="checkbox"/>
Inlet combs, blue	18	6.369-914.0		blue	2 piece(s)		OTIS, models 622 and 913.	18		<input type="checkbox"/>	<input type="checkbox"/>
Outlet combs, blue	19	6.369-915.0		blue	2 piece(s)			19		<input type="checkbox"/>	<input type="checkbox"/>
Other											
Filter bags	20	6.680-003.0			10 piece(s)		10 l.	20		<input type="checkbox"/>	<input checked="" type="checkbox"/>
Guid rail, standard	21	5.032-932.0			1 piece(s)		Guide rail, standard.	21		<input checked="" type="checkbox"/>	<input type="checkbox"/>
Groove rake	22	6.369-507.0			1 piece(s)		Companies KONE + Schindler; for manual removal of stubborn dirt, such as small stones, etc.	22		<input type="checkbox"/>	<input type="checkbox"/>
	23	6.369-508.0			1 piece(s)		Companies Thyssen + OTIS; for manual removal of stubborn dirt, such as small stones, etc.	23		<input type="checkbox"/>	<input type="checkbox"/>
Hand pads											
Hand pads	24	6.369-513.0	medium	green	5 piece(s)		KONE, green, for manual cleaning of vertical surfaces.	24		<input type="checkbox"/>	<input type="checkbox"/>
	25	6.369-514.0	medium	green	5 piece(s)		OTIS, for manual cleaning of vertical surfaces.	25		<input type="checkbox"/>	<input type="checkbox"/>
	26	6.369-515.0	medium	green	5 piece(s)		Schindler, for manual cleaning of vertical surfaces.	26		<input type="checkbox"/>	<input type="checkbox"/>
	27	6.369-516.0	medium	green	5 piece(s)		Thyssen, for manual cleaning of vertical surfaces.	27		<input type="checkbox"/>	<input type="checkbox"/>

■ Included in the scope of supply. □ Available accessories. More Kärcher original accessories can be found on the following pages.

STAIR CLEANING ACCESSORIES



Deep cleaning, polishing, crystallising or shampooing various floor coverings. A wide range of accessories mean that the machine can be used for a wide variety of applications.



		Order no.	Hardness / Brush type	Diameter	Colour	Quantity	Price	Description			BD 17/5 C
Disc brushes											
Polishing brush	1	6.994-114.0	soft	170 mm	natural	1 piece(s)		For polishing.	1		<input type="checkbox"/>
Corner brush	2	6.994-128.0	hard	170 mm	green	1 piece(s)		Ideal for cleaning in corners, for deep cleaning.	2		<input type="checkbox"/>
	3	6.994-127.0	medium	170 mm	red	1 piece(s)		Ideal for cleaning in corners, for all surfaces.	3		<input type="checkbox"/>
Disc brush	4	6.994-112.0	medium	170 mm	red	1 piece(s)		For all surfaces.	4		<input type="checkbox"/>
	5	6.994-113.0	hard	170 mm	green	1 piece(s)		For deep cleaning.	5		<input type="checkbox"/>
	6	6.994-118.0	soft	200 mm	natural	1 piece(s)		For polishing, large diameter.	6		<input type="checkbox"/>
	7	6.994-116.0	medium	200 mm	red	1 piece(s)		For all surfaces, large diameter.	7		<input type="checkbox"/>
	8	6.994-117.0	hard	200 mm	black	1 piece(s)		For deep cleaning, large diameter.	8		<input type="checkbox"/>
Shampooing brush	9	6.994-115.0	medium-soft	170 mm	blue	1 piece(s)		For carpets.	9		<input type="checkbox"/>
Pad drive board											
Pad drive board	10	6.994-119.0		170 mm		1 piece(s)		Easy to fit pad drive board for BD 17/5 stair cleaning machine. For cleaning with 170 mm diameter pads.	10		<input type="checkbox"/>
Pads											
Pad	11	6.994-120.0	very soft	170 mm	white	1 piece(s)		Smooth, for floor polishing.	11		<input type="checkbox"/>
	12	6.994-126.0	soft	170 mm	white	1 piece(s)		With wool polishing attachment.	12		<input type="checkbox"/>
	13	6.994-124.0	soft	170 mm	beige	1 piece(s)		Fine grit for floor polishing.	13		<input type="checkbox"/>
	14	6.994-122.0	medium-soft	170 mm	red	1 piece(s)		For cleaning all types of floors.	14		<input type="checkbox"/>
	15	6.994-123.0	medium-hard	170 mm	green	1 piece(s)		For cleaning heavily soiled floors and deep cleaning.	15		<input type="checkbox"/>
	16	6.994-121.0	hard	170 mm	black	1 piece(s)		For removing stubborn dirt and deep cleaning.	16		<input type="checkbox"/>
Diamond pad											
Diamond pad	17	6.371-242.0	medium	152 mm	yellow	5 piece(s)		For coarse cleaning/restoring. Removes fine scratches for a more homogeneous and shinier surface. For surface preparation prior to using the green diamond pad. Also suitable as a crystallisation pad for high-gloss crystallisation.	17		<input type="checkbox"/>
	18	6.371-243.0	coarse	152 mm	white	5 piece(s)		For coarse cleaning/restoring. Removes small scratches, for a clean, silky matt surface. For surface preparation prior to using the yellow pad. Also suitable as a crystallisation pad for basic crystallisation.	18		<input type="checkbox"/>
	19	6.371-241.0	fine	152 mm	green	5 piece(s)		For effortless polishing of laminated floors, terrazzo and natural stone surfaces. For maintenance cleaning after using white and yellow pads.	19		<input type="checkbox"/>
Miscellaneous											
Add-on kit tank complete BD 17/5	20	2.644-023.0						Guide rod incl. fresh water tank for our BD 17/5 scrubber. Allows comfortable and fatigue-free working in upright position.	20		<input type="checkbox"/>
Splash guard	21	6.994-129.0				1 piece(s)		Prevents splashing of detergent at maximum speed. For brushes with a diameter of 170 or 200 mm.	21		<input type="checkbox"/>
Fresh water tank, 3,5 l	22	6.994-130.0				1 piece(s)		Push-on: for basic and maintenance cleaning.	22		<input type="checkbox"/>
Fresh water tank, 5 l, with guiding bar	23	6.994-131.0				1 piece(s)		For comfortable working, including fresh water tank.	23		<input type="checkbox"/>
Extension cable	24	6.647-022.0				1 piece(s)		20 m.	24		<input type="checkbox"/>

☐ Available accessories. More Kärcher original accessories can be found on the following pages.

POLISHING MACHINE ACCESSORIES



Effective ultra-high-speed polishing delivers the best results with the right accessories. Pads with different degrees of hardness are available for various applications.

[illegible]

■ Included in the scope of supply. □ Available accessories. More Kärcher original accessories can be found on the following pages.

EFFICIENT MACHINES FOR CLEAN FLOORS

Kärcher sweepers/vacuum sweepers are always state of the art. From compact manual sweepers to industrial machines, they all impress with practical details and their efficient sweeping and dust control technology. The machines are versatile and can used for indoor or outdoor cleaning, allowing you to achieve the perfect cleaning results every time. It's this impressive combination of sophisticated ergonomics, ease of use (thanks to EASY Operation), simple handling and outstanding efficiency that makes our sweepers so unique.



Table of contents: Sweepers/vacuum sweepers

Industrial vacuum sweepers	Page	634
Ride-on vacuum sweepers	Page	642
Walk-behind vacuum sweepers	Page	656
Push sweepers-/vacuum sweepers	Page	662
Accessories	Page	666



Your impressive entry-level model to the industry class
Our new entry-level industrial sweeper is the KM 120/250 R Classic. This machine is the equal of its bigger brothers in terms of cleaning performance, robustness, reliability and ease of operation. It is designed for use in heavy industry, such as in foundries or in the metalworking and logistics sectors. You can choose one of various power sources: diesel, LPG, or an emission-free battery-powered machine.

Comfortably advance to the ride-on class
The new KM 85/50 R is your compact entry-level ride-on sweeper. Because driving a sweeper is quite simply more fun than walking along behind one! You can also get your cleaning tasks done much faster thanks to the increased productivity. Our KM 85/50 R will impress you with its compact build and the incredible manoeuvrability this enables. You can even use it to thoroughly clean tight and cluttered spaces.

How to read the machine names:

Model	Working width	Volume	Type	Drive	Equipment
Example: KM	90	60	R	Bp Pack	Adv
KM = Sweeper	Working width with one side brush in centimetres	Volume of the waste container in litres	C = Compact, without traction drive W = Walk-behind with traction drive R = Ride-on machine	G = Petrol-powered (gasoline) D = Diesel LPG = Liquefied Petroleum Gas Bp = Battery-powered Pack = Package (battery and battery charger included in the scope of supply)	Without designation = Standard equipment Classic = Basic equipment Adv = Advanced equipment
Fields of application					
G = Outdoor use					
D = Outdoor use					
LPG = Outdoor use, indoor use only in well-ventilated areas (e.g. where the use of LPG forklifts is permitted)					
Bp = Indoor use and outdoor use					
Pack = Indoor use and outdoor use					

SWEEPERS/VACUUM SWEEPERS

From push vacuum sweepers, walk-behind models with their own traction drive to ride-on sweepers in large dimensions: Our range of sweepers is just as extensive as the requirements and applications are diverse. Depending on requirements and preferences, you can choose between all relevant drive types – petrol, diesel, LPG or electric – for practically every field of application, from interior cleaning in hotels or exhibition halls through to contract cleaning and applications in foundries, production halls or sports facilities.



	Price	Order no.	Working width without side brush / with 1 side brush / with 2 side brushes / with 3 side brushes (mm)	Max. battery runtime (h)	Waste container (l)	Max. area performance with 1 side brush (m²/h)	Max. area performance with 2 side brushes (m²/h)	Indoor use	Outdoor use	Dustpan principle	Overhead sweeping principle	Traction drive	Page
Industrial vacuum sweepers													
KM 170/600 R D		1.186-127.0	1350/1680/2000/2400	-	600	23520	28000	-	■	■	-	■	635
KM 150/500 R LPG		1.186-123.0	1200/1500/1800/2200	-	500	18000	21600	■	■	■	-	■	637
KM 150/500 R D		1.186-124.0	1200/1500/1800/2200	-	500	18000	21600	-	■	■	-	■	637
KM 150/500 R D Classic		1.186-134.0	1200/1500/1800/-	-	500	18000	21600	-	■	■	-	■	637
KM 150/500 R Bp		1.186-125.0	1200/1500/1800/2200	2.5	500	12000	14400	■	■	■	-	■	637
KM 150/500 R Bp Pack		1.186-130.0	1200/1500/1800/-	2.5	500	12000	14400	■	■	■	-	■	637
KM 130/300 R LPG		1.186-121.0	1000/1300/1550/-	-	300	13000	15500	■	■	■	-	■	639
KM 130/300 R D		1.186-120.0	1000/1300/1550/-	-	300	13000	15500	-	■	■	-	■	639
KM 130/300 R Bp Pack		1.186-129.0	1000/1300/1550/-	2	300	9100	10850	■	■	■	-	■	639
KM 130/300 R Bp		1.186-122.0	1000/1300/1550/-	2	300	9100	10850	■	■	■	-	■	639
KM 130/300 R D Classic		1.186-139.0	1000/1300/1550/-	-	300	13000	15500	-	■	■	-	■	639
KM 120/250 R LPG Classic		1.186-001.0	900/1200/1450/-	-	250	10800	13050	■	■	■	-	■	641
KM 120/250 R D Classic		1.186-000.0	900/1200/1450/-	-	250	10800	13050	-	■	■	-	■	641
KM 120/250 R Bp Classic		1.186-002.0	900/1200/1450/-	3.5	250	7200	8700	■	■	■	-	■	641
KM 120/250 R Bp Pack Classic		1.186-003.0	900/1200/1450/-	3.5	250	7200	8700	■	■	■	-	■	641
Ride-on vacuum sweepers													
KM 125/130 R G		1.280-150.2	880/1250/1700/-	-	130	10000	13600	-	■	-	■	■	645
KM 125/130 R D		1.280-150.2	880/1250/1700/-	-	130	10000	13600	-	■	-	■	■	645
KM 125/130 R LPG		1.280-150.2	880/1250/1700/-	-	130	10000	13600	■	■	-	■	■	645
KM 125/130 R Bp		1.280-150.2	880/1250/1700/-	5	130	10000	13600	■	■	-	■	■	645
KM 125/130 R Bp Pack		1.280-150.2	880/1250/1700/-	5	130	10000	13600	■	■	-	■	■	645
KM 105/110 R LPG		1.280-140.2	640/1050/1400/-	-	110	7350	9800	■	■	-	■	■	649
KM 105/110 R D		1.280-140.2	640/1050/1400/-	-	110	7350	9800	-	■	-	■	■	649
KM 105/110 R G		1.280-140.2	640/1050/1400/-	-	110	7350	9800	-	■	-	■	■	649
KM 105/110 R Bp		1.280-140.2	640/1050/1400/-	4	110	6300	8400	■	■	-	■	■	649
KM 105/110 R Bp Pack		1.280-140.2	640/1050/1400/-	4	110	6300	8400	■	■	-	■	■	649
KM 105/100 R LPG		1.280-140.2	640/1050/1400/-	-	100	7350	9800	■	■	-	■	■	649
KM 105/100 R D		1.280-140.2	640/1050/1400/-	-	100	7350	9800	-	■	-	■	■	649
KM 105/100 R G		1.280-140.2	640/1050/1400/-	-	100	7350	9800	-	■	-	■	■	649
KM 105/100 R Bp		1.280-140.2	640/1050/1400/-	4	100	6300	8400	■	■	-	■	■	649
KM 105/100 R Bp Pack		1.280-140.2	640/1050/1400/-	4	100	6300	8400	■	■	-	■	■	649
KM 100/100 R D		1.280-115.0	700/1000/1300/-	-	100	8000	10400	-	■	-	■	■	651
KM 100/100 R LPG		1.280-107.0	700/1000/1300/-	-	100	8000	10400	■	■	-	■	■	651
KM 100/100 R G		1.280-105.0	700/1000/1300/-	-	100	8000	10400	-	■	-	■	■	651
KM 100/100 R Bp Pack		1.280-112.0	700/1000/1300/-	2.5	100	6000	7800	■	■	-	■	■	651
KM 100/100 R Bp		1.280-103.0	700/1000/1300/-	2.5	100	6000	7800	■	■	-	■	■	651
KM 90/60 R G Adv		1.047-300.0	615/900/1150/-	-	60	7200	9200	-	■	-	■	■	653
KM 90/60 R Bp Pack Adv		1.047-302.0	615/900/1150/-	2.5	60	5400	6900	■	■	-	■	■	653
KM 90/60 R Bp Adv		1.047-301.0	615/900/1150/-	2.5	60	5400	6900	■	■	-	■	■	653
KM 85/50 R Bp		1.351-126.0	615/850/1050/-	2.5	50	5100	6300	■	■	-	■	■	655
KM 85/50 R Bp Pack		1.351-127.0	615/850/1050/-	2.5	50	5100	6300	■	■	-	■	■	655

■ Included in the scope of supply.



	Price	Order no.	Working width without side brush / with 1 side brush / with 2 side brushes / with 3 side brushes (mm)	Max. battery runtime (h)	Waste container (l)	Max. area performance with 1 side brush (m²/h)	Max. area performance with 2 side brushes (m²/h)	Indoor use	Outdoor use	Dustpan principle	Overhead sweeping principle	Traction drive	Page
Walk-behind vacuum sweepers													
KM 85/50 W Bp Pack Adv		1.351-115.0	610/850/1050/-	2.5	50	3825	4725	■	■	-	■	■	657
KM 85/50 W Bp Pack		1.351-114.0	610/850/1050/-	2.5	50	3825	4725	■	■	-	■	■	657
KM 85/50 W Bp Adv		1.351-108.0	610/850/1050/-	2.5	50	3825	4725	■	■	-	■	■	657
KM 85/50 W Bp		1.351-107.0	610/850/1050/-	2.5	50	3825	4725	■	■	-	■	■	657
KM 85/50 W G Adv		1.351-110.0	610/850/1050/-	-	50	3825	4725	-	■	-	■	■	657
KM 85/50 W G		1.351-109.0	610/850/1050/-	-	50	3825	4725	-	■	-	■	■	657
KM 75/40 W Bp Pack		1.049-207.0	550/750/-/-	2.5	40	3375	-	-	■	■	-	■	659
KM 75/40 W Bp		1.049-206.0	550/750/-/-	2.5	40	3375	-	-	■	■	-	■	659
KM 75/40 W G		1.049-205.0	550/750/-/-	-	40	3375	-	-	■	-	■	■	659
KM 80 W G		1.335-500.0	800/-/-/-	-	40	1680	-	-	■	■	-	■	661
Push sweepers/vacuum sweepers													
KM 70/30 C Bp Pack Adv		1.517-213.0	480/700/-/-	2.5	42	2800	-	■	■	■	-	-	663
KM 70/30 C Bp Pack		1.517-214.0	480/700/-/-	2.5	42	2800	-	■	■	■	-	-	663
KM 70/30 C Bp Adv		1.517-212.0	480/700/-/-	2.5	42	2800	-	■	■	■	-	-	663
KM 70/30 C Bp		1.517-211.0	480/700/-/-	2.5	42	2800	-	■	■	■	-	-	663
KM 70/20 C 2SB		1.517-107.0	480/700/920/-	-	42	-	3680	■	■	■	-	-	665
KM 70/20 C		1.517-106.0	480/700/-/-	-	42	2800	-	■	■	■	-	-	665
KM 70/15 C		1.517-151.0	480/700/-/-	-	42	2800	-	■	■	■	-	-	665

■ Included in the scope of supply.

WHICH SWEEPER IS THE RIGHT ONE FOR ME?



Industrial vacuum sweeper

Cleaning area:
4,000 to 100,000 m²

Areas to be cleaned outside:
Outdoor warehouses, open-sided building, loading bays

Areas to be cleaned inside:
Heavy industry hangars, production facilities, warehouses and logistics buildings



- Properties:**
- High area performance
 - Robust
 - Suitable for demanding applications

- Accessories for special applications:**
- Stainless steel waste container
 - Water spraying system for side brushes
 - Side brush cover
 - Vacuum cleaner
 - Protective roof
 - Cabin
 - Lights




Ride-on vacuum sweeper

Cleaning area:
1,200 to 20,000 m²

Areas to be cleaned outside:
Areas all around buildings, car parks, courtyards, sports grounds with rubber floors or artificial turf

Areas to be cleaned inside:
Production facilities, logistics sites, (multi-storey) car parks, exhibition halls



- Properties:**
- High productivity
 - Manoeuvrability
 - Intuitive to use
- Accessories for special applications:**
- Leaf collection kit
 - Water spraying system for side brushes
 - Side brush cover
 - Vacuum cleaner/suction hose
 - Carpet sweeping kit
 - Artificial turf kit (without granulate)
 - Home Base kit



Walk-behind vacuum sweeper

Cleaning area:
400 to 8,000 m²

Areas to be cleaned outside:
Parking spaces, service stations, courtyards

Areas to be cleaned inside:
Stables, warehouses, hallways and rooms with large carpeted areas



- Properties:**
- High cleaning efficiency
 - Smooth running
 - Flexible
- Accessories for special applications:**
- Carpet sweeping kit
 - Antistatic main sweeper roller
 - Snow blade
 - Waste container



Push sweeper/vacuum sweeper


Cleaning area:
200 to 4,000 m²

Areas to be cleaned outside:
Entrance ways, footpaths, courtyards

Areas to be cleaned inside:
Workshops, building sites, showrooms



- Properties:**
- Fast and effective cleaning of small and medium-sized areas
 - Compact
- Accessories for special applications:**
- Litter picker
 - Roller brush



PERFECTLY ADAPTED TO THE SURFACE AND TYPE OF DIRT

Different floor coverings and types of dirt place different demands on the sweeper and sweeping system. In most cases, the durable standard roller brush is adequate for efficient cleaning. But Kärcher sweepers offer the perfect solution in specific cases too: On very smooth floors, such as in warehouses, it's advisable to use a soft roller brush to sweep the dust effectively, while antistatic roller brushes are recommended for use on carpets. For stubborn dirt on rough floors, roller brushes with steel bristles could also be used.



Standard main sweeper roller

The standard main sweeper roller with medium bristle hardness is suitable for a wide variety of applications. When used on normal road dirt, dry leaves, or in dusty environments on asphalt, screed or interlocking stones, it cleans perfectly without leaving any remnants behind.



Main sweeper roller, hard

The hard main sweeper roller has a higher number of significantly harder bristles, some of which also have steel inserts. It is particularly suited to rough surfaces and stubborn dirt or heavy waste.



Main sweeper roller, soft

The soft main sweeper roller is ideal for sweeping dirt and fine dust off smooth floors. It is primarily used indoors, as the softer bristles have less of an impact on delicate floors.

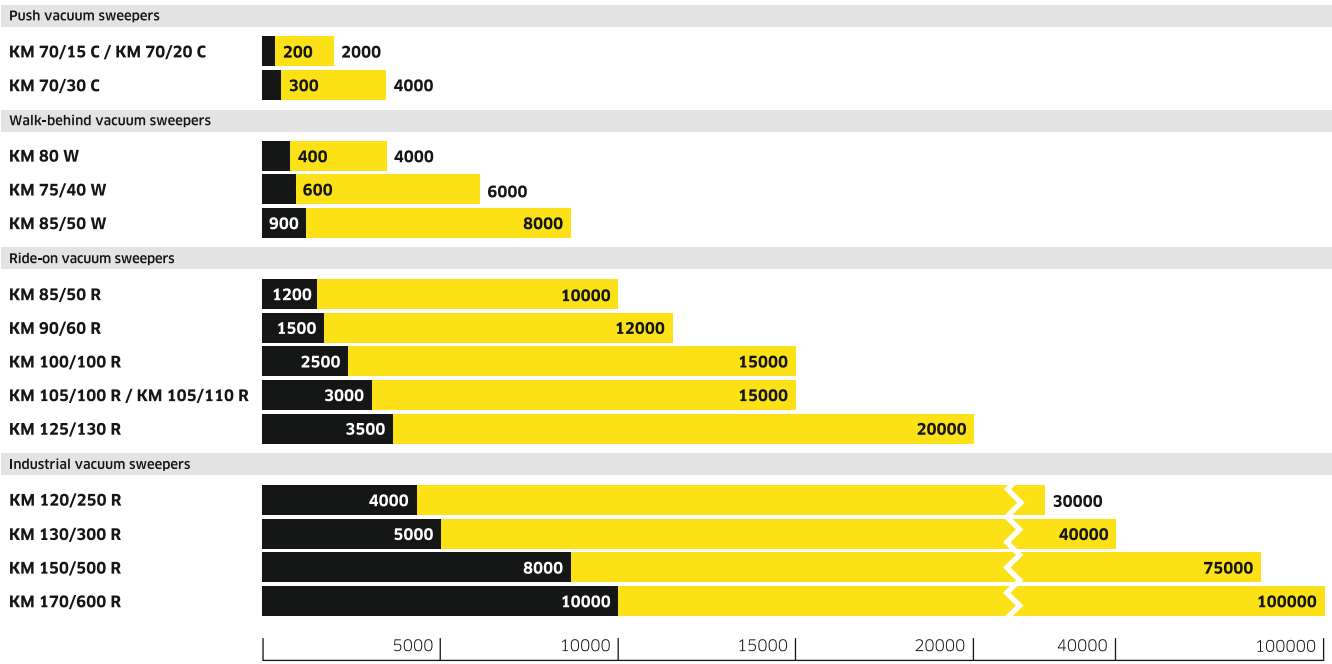


Main sweeper roller, antistatic

Antistatic main sweeper rollers are designed for efficient cleaning of carpets. With the right kit, even large carpeted areas in hotels, exhibition halls or sports facilities can be cleaned in next to no time.

ECONOMICAL USE

Using the following Kärcher sweepers and vacuum sweepers is cost-effective when the area to be swept is as indicated in the performance column.

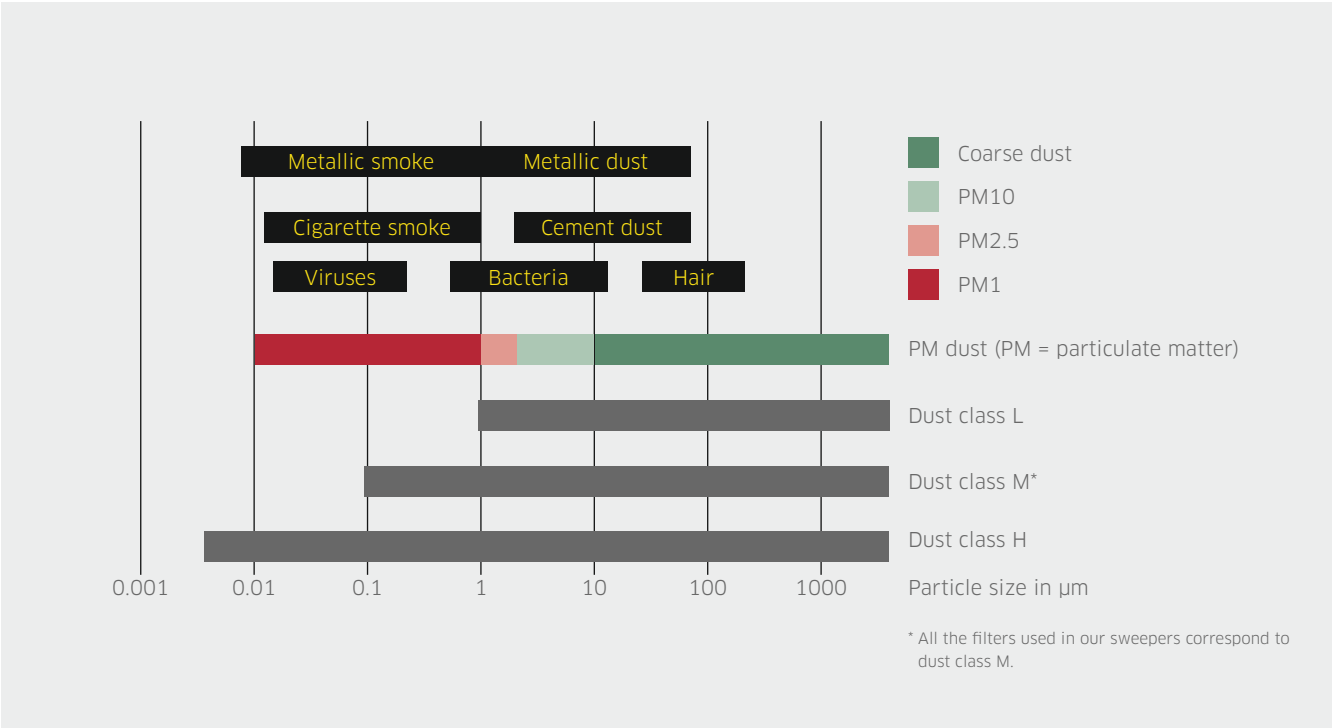


Economical area

Figures: Minimum surface area in m² from which use of the machine is cost-effective.

CLEANLY FILTERED - SO THAT DUST DOES NOT ENDANGER YOUR HEALTH

Two different dust classifications are relevant to sweepers. The first is PM (particulate matter), which refers to the particle size. Coarse dust includes dust particles larger than 10 µm. The PM10 category covers dust particles measuring 10 to 2.5 µm. The PM2.5 category applies to particles of between 2.5 and 1 µm. The finest dust particles smaller than 1 µm belong to the PM1 category. The second is dust class, which can be L, M or H. There are different separation degrees between the various types of dust within these classes. All the filters used in our sweepers correspond to dust class M.



APPLICATION-OPTIMISED FILTER SYSTEMS

The performance of a filter system is dependent on three essential criteria: Firstly, the filter area, which determines the intake capacity during operation and the frequency at which cleaning is necessary. Secondly, the separation degree, which determines how much dust the filter can remove from the air. This largely depends on what material the filter is made of. Thirdly, the efficiency with which the filter is cleaned while the sweeper is in operation plays a decisive role. The interplay between all these criteria is crucial to the optimum functioning of the filter system.



MEASURES TO REDUCE DUST DURING SWEEPING

The side brush can usually be raised to disturb less dust while you sweep. Reducing the driving speed often achieves good results too. Kärcher sweepers come as standard or have the option to be fitted with special solutions to reduce or prevent dust being stirred up. The water spraying system or side brush cover attachment kits can be fitted on many of our sweepers, for example.



170 CM INDUSTRY CLASS

Maximum power for tough cleaning jobs

This extremely robust and powerful machine with 170 cm working width is designed for the most demanding tasks, thanks to its solid construction, large waste container and extensive features.



1 Effective filter for a long service life

- Flat pleated filter with 10 m² filter area.
- Effective filter cleaning with dual scraper.
- For dust-free sweeping.



2 Robust construction

- Solid steel frame.
- Hard-wearing industrial motors with water cooling.
- Fully hydraulic traction drive.



3 Outstanding user-friendliness

- EASY Operation operating concept.
- Easy cab access.
- Exceptional ease of servicing.



4 Extensive range of accessories and attachment kits

- Easily adapts to individual cleaning requirements.
- Impressive equipment (e.g. comfort cab, air-conditioner, heating).
- Second and third side brushes available on request.

TECHNICAL DATA AND EQUIPMENT

KM 170/600 R D

- Powerful industrial engine
- High working and transport speed
- Non-stop use

Technical data		
Drive		4-stroke diesel engine / Yanmar
Power	kW	35
Max. area performance with 1 / 2 side brushes	m²/h	23520 / 28000
Working width	mm	1350
Working width with 1 or 2 brushes	mm	1680 / 2000
Waste container	l	600
Climbing ability	%	18
Working speed	km/h	14
Filter area	m²	10
Weight	kg	1530
Dimensions (L × W × H)	mm	2450 × 1750 × 1665

Equipment	
Polyester flat pleated filter	■
Manual/Automatic filter cleaning	■ / -
Adjustable main sweeper roller	■
Steering booster	■
Hydraulic high container emptying	■
Order no.	1.186-127.0
Price	

■ Included in the scope of supply.

Accessories			
Product name	Order no.	Description	Price
Standard roller brush	6.987-441.0	Water-resistant universal bristles, durable, suitable for all surfaces.	
Side brush, standard	6.987-467.0	Water-resistant universal bristles, durable, suitable for all surfaces.	
Water spraying system for side brush	2.851-284.7	For binding dust. Consisting of stainless steel water tank (65 l) and spray nozzles on the side brushes.	
Third side brush attachment kit	2.851-277.7	For increasing the sweeping width and therefore also the area performance by more than 15%.	

150 CM INDUSTRY CLASS

High capacity and power for heavy-duty use

The industrial sweeper with 150 cm working width for use in the building materials and metal processing industry, in foundries and in other industries with high levels of dirt accumulation. The battery version is ideal for noise-sensitive interior areas.



1 Efficient filter system

- Flat pleated filter with 7 m² filter area.
- Effective cleaning with dual scraper.
- For dust-free sweeping.



2 Comfortable workspace

- All control elements are clearly arranged and within easy reach.
- All displays within view.
- Optional: cabs with heating or air conditioning.



3 Simple operation, maintenance and servicing

- Very simple technology with tried-and-tested components: fully hydraulic drive, electric rather than electronic.
- Easy access to the motor compartment for quick and easy servicing.
- Main sweeper roller and flat pleated filter can be changed without tools.



4 Classic version with diesel drive

- Simple operation via lever.
- Large pocket filter with 10.5 m² filter area.
- Fully hydraulic traction drive.

TECHNICAL DATA AND EQUIPMENT

		KM 150/500 R LPG	KM 150/500 R D	KM 150/500 R D Classic
		■ High working and transport speed ■ Traction drive and sweeping system fully hydraulic ■ Low-maintenance	■ High working and transport speed ■ Traction drive and sweeping system fully hydraulic ■ Low-maintenance	■ High working and transport speed ■ Simple operation via control lever ■ Pocket filter with large filter area
Technical data				
Drive		Four-stroke LPG engine / Kubota	4-stroke diesel engine / Yanmar	4-stroke diesel engine / Yanmar
Power	kW	22	22.5	15.8
Voltage	V	-	-	-
Max. area performance with 1 / 2 side brushes	m²/h	18000 / 21600	18000 / 21600	18000 / 21600
Working width	mm	1200	1200	1200
Working width with 1 or 2 brushes	mm	1500 / 1800	1500 / 1800	1500 / 1800
Waste container	l	500	500	500
Climbing ability	%	18	18	18
Working speed	km/h	12	12	12
Filter area	m²	7	7	10.5
Weight	kg	1415	1440	1400
Dimensions (L x W x H)	mm	2442 x 1570 x 1640	2442 x 1570 x 1640	2442 x 1570 x 1640
Equipment				
Polyester flat pleated filter		■	■	-
Pocket filter		-	-	■
Manual/Automatic filter cleaning		■ / -	■ / -	■ / -
Adjustable main sweeper roller		■	■	■
Steering booster		■	■	■
Hydraulic high container emptying		■	■	■
Order no.		1.186-123.0	1.186-124.0	1.186-134.0
Price				
■ Included in the scope of supply.				

		KM 150/500 R Bp	KM 150/500 R Bp Pack
		■ High working and transport speed ■ Traction drive and sweeping system fully hydraulic ■ Low-maintenance	■ High working and transport speed ■ Traction drive and sweeping system fully hydraulic ■ Low-maintenance
Technical data			
Drive		DC motor	DC motor
Power	kW	10	10
Voltage	V	48	48
Max. area performance with 1 / 2 side brushes	m²/h	12000 / 14400	12000 / 14400
Working width	mm	1200	1200
Working width with 1 or 2 brushes	mm	1500 / 1800	1500 / 1800
Waste container	l	500	500
Climbing ability	%	12	12
Working speed	km/h	8	8
Filter area	m²	7	7
Weight	kg	1380	2690
Dimensions (L x W x H)	mm	2442 x 1550 x 1640	2442 x 1550 x 1640
Equipment			
Polyester flat pleated filter		■	■
Pocket filter		-	-
Manual/Automatic filter cleaning		■ / -	■ / -
Adjustable main sweeper roller		■	■
Steering booster		■	■
Hydraulic high container emptying		■	■
Order no.		1.186-125.0	1.186-130.0
Price			
■ Included in the scope of supply.			

130 CM INDUSTRY CLASS

The machine for harsh industrial environments

It removes fine dust and construction waste from industrial areas and, as a battery-powered machine, ensures cleanliness even in noise-sensitive interior areas.



1 Robust construction

- Solid steel frame.
- Hard-wearing industrial motors with water cooling.
- Fully hydraulic traction drive.



2 Effective filter for a long service life

- Flat pleated filter with 5.5 m² filter area.
- Effective filter cleaning with dual scraper.
- For dust-free sweeping.



3 Outstanding user-friendliness

- EASY Operation operating concept.
- Easy cab access.
- Exceptional ease of servicing.



4 Classic version with diesel drive

- Simple operation via lever.
- Large pocket filter with 7.8 m² filter area.
- Fully hydraulic traction drive.

TECHNICAL DATA AND EQUIPMENT

		KM 130/300 R LPG	KM 130/300 R D	KM 130/300 R D Classic
		<ul style="list-style-type: none">■ High working and transport speed■ Simple brush roller replacement without tools■ Traction drive and sweeping system fully hydraulic	<ul style="list-style-type: none">■ High working and transport speed■ Simple brush roller replacement without tools■ Traction drive and sweeping system fully hydraulic	<ul style="list-style-type: none">■ High working and transport speed■ Simple operation via control lever■ Pocket filter with large filter area
Technical data				
Drive		Four-stroke LPG engine / Kubota	4-stroke diesel engine / Yanmar	4-stroke diesel engine / Yanmar
Power	kW	17.5	15.8	15.8
Voltage	V	-	-	-
Max. area performance with 1 / 2 side brushes	m²/h	13000 / 15500	13000 / 15500	13000 / 15500
Working width	mm	1000	1000	1000
Working width with 1 or 2 brushes	mm	1300 / 1550	1300 / 1550	1300 / 1550
Waste container	l	300	300	300
Climbing ability	%	18	18	18
Working speed	km/h	10	10	10
Filter area	m²	5.5	5.5	7.8
Weight	kg	900	951	921
Dimensions (L × W × H)	mm	2150 × 1330 × 1430	2150 × 1330 × 1430	2150 × 1330 × 1430
Equipment				
Polyester flat pleated filter		■	■	-
Pocket filter		-	-	■
Manual/Automatic filter cleaning		■ / -	■ / -	■ / -
Adjustable main sweeper roller		■	■	■
Steering booster		■	■	■
Hydraulic high container emptying		■	■	■
Order no.		1.186-121.0	1.186-120.0	1.186-139.0
Price				
■ Included in the scope of supply.				

		KM 130/300 R Bp Pack	KM 130/300 R Bp
		<div><div></div>■ High working and transport speed</div> <div><div></div>■ Simple brush roller replacement without tools</div> <div><div></div>■ Traction drive and sweeping system fully hydraulic</div>	<div><div></div>■ High working and transport speed</div> <div><div></div>■ Simple brush roller replacement without tools</div> <div><div></div>■ Traction drive and sweeping system fully hydraulic</div>
Technical data			
Drive		DC motor	DC motor
Power	kW	5	5
Voltage	V	36	36
Max. area performance with 1 / 2 side brushes	m²/h	9100 / 10850	9100 / 10850
Working width	mm	1000	1000
Working width with 1 or 2 brushes	mm	1300 / 1550	1300 / 1550
Waste container	l	300	300
Climbing ability	%	12	12
Working speed	km/h	7	7
Filter area	m²	5.5	5.5
Weight	kg	840	840
Dimensions (L × W × H)	mm	2150 × 1330 × 1430	2150 × 1330 × 1430
Equipment			
Polyester flat pleated filter		■	■
Pocket filter		-	-
Manual/Automatic filter cleaning		■ / -	■ / -
Adjustable main sweeper roller		■	■
Steering booster		■	■
Hydraulic high container emptying		■	■
Order no.		1.186-129.0	1.186-122.0
Price			
■ Included in the scope of supply.			

120 CM INDUSTRY CLASS



Entry-level model to the industry class

Battery, gas or diesel-powered, the KM 120/250 R is impressive in industrial applications when eliminating dirt – whether coarse rubble or fine dusts. A large pocket filter guarantees dust-free sweeping even in heavily contaminated areas. The operation of the fully hydraulic machine using levers is also simple and user-friendly.



1 Robust design of the machine for safe work

- Permits applications in extreme external conditions.
- Leads to longer service life of components and machine.
- Standard flashing beacon increases safety for user and environment.



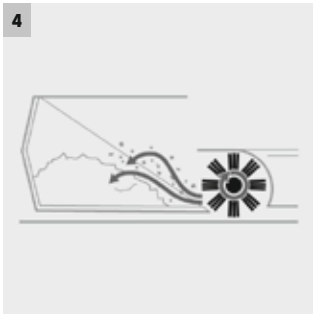
2 Large-area pocket filter with vibration motor

- The large filter area guarantees dust-free work.
- Effective filter cleaning by means of vibrating motor.
- Suitable for particularly large quantities of dust.



3 Simple operation, maintenance and servicing

- Simple technology with tried-and-tested components.
- Easy access to engine compartment permits fast, simple servicing and maintenance.
- Main sweeper roller and pocket filter can be replaced without tools.



4 Dustpan principle

- Guarantees good cleaning results also with fine waste.
- Effortless pick-up of coarse waste.
- Low dust production.

TECHNICAL DATA AND EQUIPMENT

		KM 120/250 R LPG Classic	KM 120/250 R D Classic	KM 120/250 R Bp Pack Classic
		<div><div></div> Robust steel chassis for tough industrial applications</div> <div><div></div> Simple brush roller replacement without tools</div> <div><div></div> Large pocket filter for dust-free work in dusty environments</div>	<div><div></div> Robust steel chassis for tough industrial applications</div> <div><div></div> Simple brush roller replacement without tools</div> <div><div></div> Large pocket filter for dust-free work in dusty environments</div>	<div><div></div> Robust steel chassis for tough industrial applications</div> <div><div></div> Simple brush roller replacement without tools</div> <div><div></div> Large pocket filter for dust-free work in dusty environments</div>
Technical data				
Drive		Four-stroke LPG engine / Kubota	4-stroke diesel engine / Yanmar	DC motor
Power	kW	17.5	15.8	5
Voltage	V	-	-	36
Max. area performance with 1 / 2 side brushes	m²/h	10800 / 13500	10800 / 13500	7200 / 9000
Working width	mm	900	900	900
Working width with 1 or 2 brushes	mm	1200 / 1500	1200 / 1500	1200 / 1500
Waste container	l	250	250	250
Climbing ability	%	18	18	14
Working speed	km/h	9	9	6
Filter area	m²	6	6	6
Weight	kg	800	880	1220
Dimensions (L × W × H)	mm	2082 × 1250 × 1450	2082 × 1250 × 1450	2082 × 1250 × 1450
Equipment				
Pocket filter		■	■	■
Manual/Automatic filter cleaning		■ / -	■ / -	■ / -
Suction volume regulation		■	■	■
Adjustable main sweeper roller		■	■	■
Steering booster		■	■	■
Hydraulic high container emptying		■	■	■
Order no.		1.186-001.0	1.186-000.0	1.186-003.0
Price				
■ Included in the scope of supply.				

KM 120/250 R Bp Classic


- Robust steel chassis for tough industrial applications
- Simple brush roller replacement without tools
- Large pocket filter for dust-free work in dusty environments

Technical data		DC motor
Drive		DC motor
Power	kW	5
Voltage	V	36
Max. area performance with 1 / 2 side brushes	m²/h	7200 / 9000
Working width	mm	900
Working width with 1 or 2 brushes	mm	1200 / 1500
Waste container	l	250
Climbing ability	%	14
Working speed	km/h	6
Filter area	m²	6
Weight	kg	750
Dimensions (L × W × H)	mm	2082 × 1250 × 1450
Equipment		
Pocket filter		■
Manual/Automatic filter cleaning		■ / -
Suction volume regulation		■
Adjustable main sweeper roller		■
Steering booster		■
Hydraulic high container emptying		■
Order no.		1.186-002.0
Price		
■ Included in the scope of supply.		

125 CM RIDE-ON MACHINE WITH Tact

User-friendliness meets efficiency

With a working width of 125 cm, this sweeper is ideal for high area performance. Thanks to the hydraulic front-wheel drive, it can turn on the spot and effortlessly sweep out corners with the unique sweeping crescent brush. The main sweeper roller is located on the rear axle to prevent the sweeping system being grounded when driving over obstacles. Another new feature is the fully automatic and permanent filter cleaning system, which uses blasts of compressed air.



1 Highly effective and automatic Tact filter cleaning system

- Thorough filter cleaning for continuous dust-free working.
- Automatic and permanent filter cleaning.
- Compact nano-coated polyester filter.



2 Sweeping crescent side brush (optional)

- Perfect corner cleaning in only one pass.
- Saves you time and money, since manual pre-cleaning is not required and there is no need to go over the same spot multiple times.
- Only activated when performing turning manoeuvres.



3 Roller brush on rear axle

- Excellent access for checking or changing the roller brush.
- Safe driving over obstacles and ramps.
- Larger roller brush diameter for improved container filling.

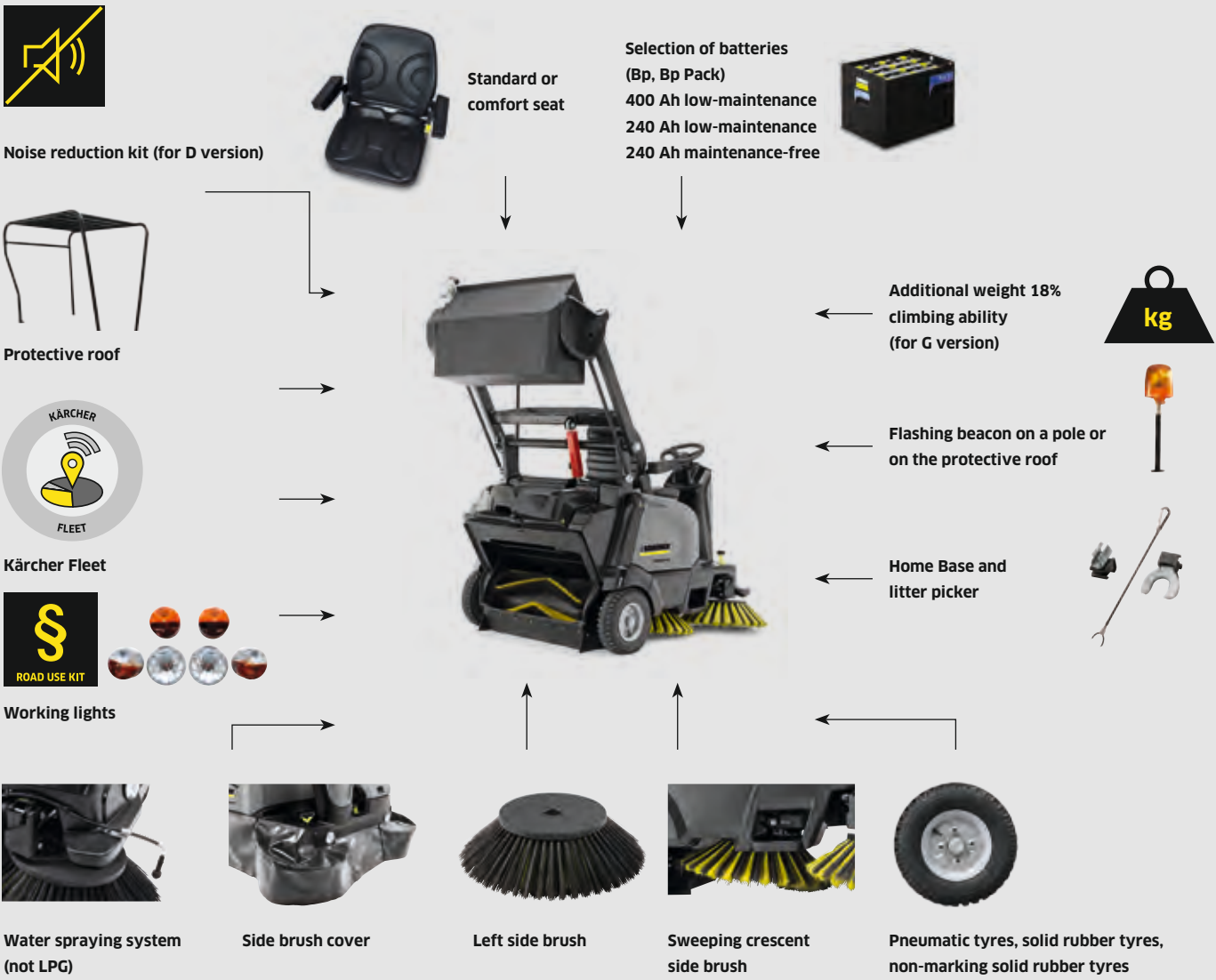


4 Kärcher Intelligent Key

- User rights for machine settings can be assigned.
- Programmable in 19 different languages.
- Display information includes main sweeper roller wear.

CONFIGURATION OPTIONS

Choose: ▶ 1. Drive type: Petrol, diesel, liquid gas or battery ▶▶ 2. Attachment kits



Protective roof
Protective roof is compulsory in high-bay warehouses. For reliable and effective protection.



Flashing beacon
For attaching to the machine itself or on the protective roof. Improved safety for the user and those in the vicinity.



Working lights approved for road use
For driving at dusk or in public areas.



Easy service access
Divided service concept: Everything the operator needs is under the side hood, while service items are under the seat.

CUSTOM FLEXIBILITY FOR YOUR CONFIGURATION

The KM 125/130 R with hydraulic high container emptying system can be emptied up to 1.55 metres. The machine is available with one of four different drive types. Choose from a wide range of accessories to tailor your machine to your needs. With the optional sweeping crescent side brush, efficiency is increased around bends, especially when sweeping out corners or turning. You can also add a comfort seat, flashing beacon, protective roof, weatherproof cab, lighting approved for road use and the Home Base, to name but a few.



1 Drives to meet your needs

The emission-free battery version is ideal for indoor use. The LPG version can also be used in well-ventilated inside areas. Petrol or diesel engines are available for outside areas.



2 High container emptying

Convenient hydraulic emptying up to 1.55 metres. The waste container tips backwards to protect the operator against unnecessary dust impact and prevent them coming into contact with the waste.



Seat
Adjustable standard seats or comfort seats with armrests are available.



Home Base
With the practical Home Base system, accessories such as a brush or litter picker can be securely attached to the machine.



Side brush cover
Reduces dust dispersion during sweeping, especially indoors. Robust steel spring under the cover effectively prevents damage to the machine and the environment.



Water spraying system
A fine spray mist from a 30-litre water tank significantly reduces the amount of dust dispersed when sweeping. Convenient and easy to use.

		KM 125/130 R		
Version		Petrol/LPG	Diesel	Bp/Bp Pack
Motor rating	kW	10.3 / 9.3	6.6	2.5
Driving speed	km/h	8	8	8
Turning circle	m	<2.20	<2.20	<2.20
Sweeping width	mm	880	880	880
Sweeping width with 1 side brush	mm	1250	1250	1250
Sweeping width with 2 side brushes	mm	1700	1700	1700
Waste container capacity	l	130	130	130
Max. unloading height	m	1.55	1.55	1.55
Max. gradient	%	16/12	16	12
Area performance with 1 side brush	m²/h	10000	10000	10000
Area performance with 2 side brushes	m²/h	13600	13600	13600
Standard equipment				
Standard seat		■	■	■
Pneumatic tyres		■	■	■
Right side brush		■	■	■
Tact filter cleaning system		■	■	■
EASY Operation		■	■	■
Flexible Footprint system (different roller brush contact pressures)		■	■	■
Teach system (automatic adjustment in the case of sweeper brush wear)		■	■	■
Power Plus system (additional torque on slopes)		■	■	■
Rear storage area		■	■	■
Traction battery and battery charger		-	-	- / ■
Optional accessories				
Sweeping crescent side brush		□	□	□
Left side brush		□	□	□
Comfort seat		□	□	□
Solid rubber tyres		□	□	□
Non-marking solid rubber tyres		□	□	□
Protective roof		□	□	□
Flashing beacon		□	□	□
Flashing beacon on protective roof		□	□	□
Home Base kit		□	□	□
Working lights		□	□	□
STVZO (approved for road use)		□	□	-
Litter picker		□	□	□
Kärcher Fleet		□	□	□
Additional weight for 18% climbing ability		□ / -	-	-
Noise reduction kit		-	□	-
Water spraying system		□	□	□
Side brush cover		□	□	□
Other accessories				
Side brush, soft		□	□	■
Side brush, hard		□	□	□
Main sweeper roller, soft		□	□	■
Main sweeper roller, hard		□	□	□
Order no.		1.280-150.2	1.280-150.2	1.280-150.2

■ Included in the scope of supply. □ Available.

105 CM RIDE-ON MACHINE WITH Tact

The custom-configurable vacuum sweeper

Ride-on vacuum sweeper with highly effective, patented and fully automatic filter cleaning, unique sweeping crescent side brush (optional), automatic wear adjustment of the main sweeper roller via Teach System and new sweeping concept. With this new sweeping concept, positioned between the rear wheels, the sweeping system is protected when driving over obstacles and enables corners to be swept out in only three passes.



1 Highly effective and automatic Tact filter cleaning system

- Thorough filter cleaning for continuous dust-free working.
- Automatic and permanent filter cleaning.
- Compact nano-coated polyester filter.



2 Sweeping crescent side brush (optional)

- Perfect corner cleaning in only one pass.
- Saves you time and money, since manual pre-cleaning is not required and there is no need to go over the same spot multiple times.
- Only activated when performing turning manoeuvres.



3 Roller brush on rear axle

- Excellent access for checking or changing the roller brush.
- Safe driving over obstacles and ramps.
- Larger roller brush diameter for improved container filling, including directly into a rubbish bag.

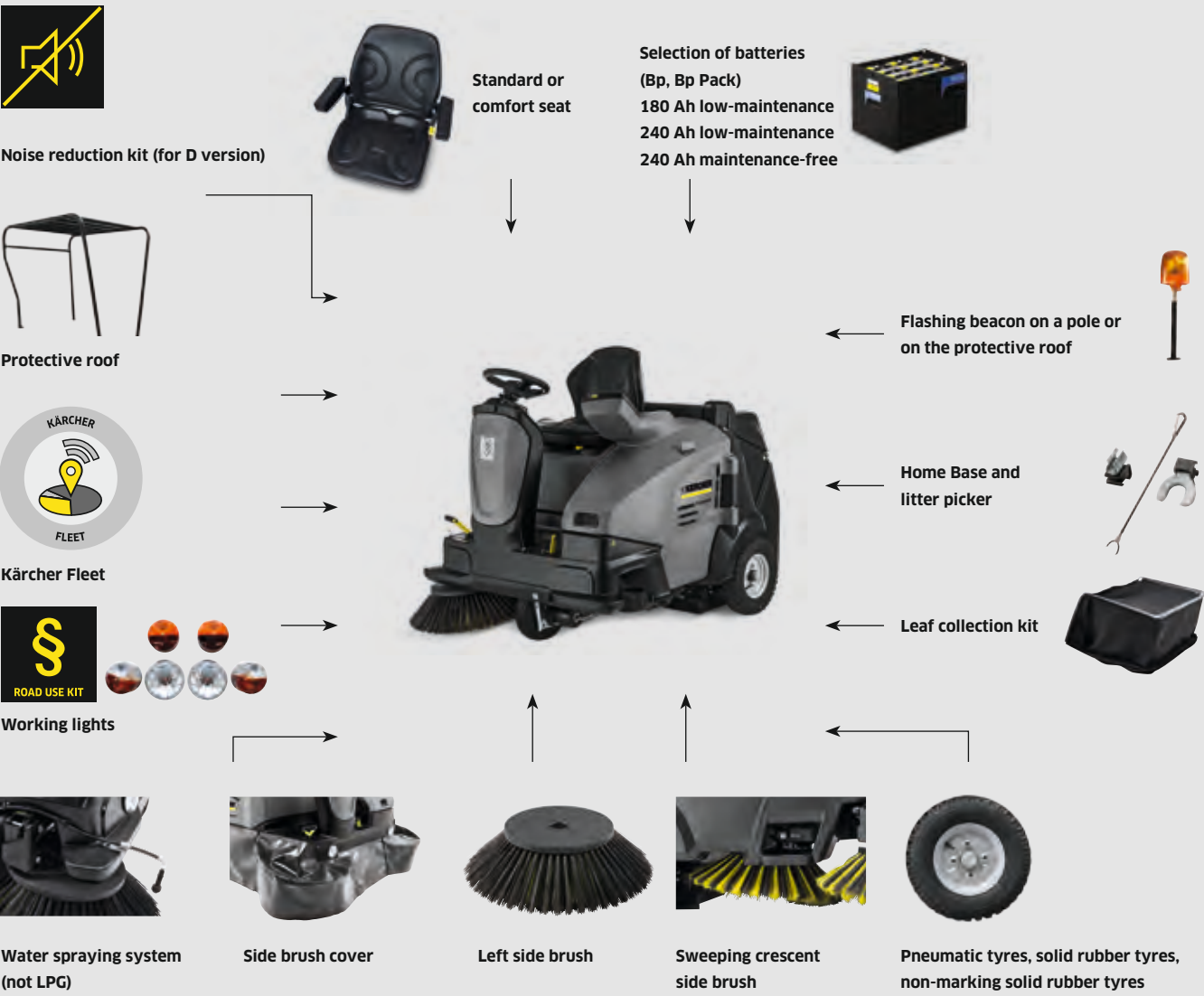


4 Kärcher Intelligent Key

- User rights for machine settings can be assigned.
- Programmable in 19 different languages.
- Display information includes main sweeper roller wear.

CONFIGURATION OPTIONS

Choose: ► 1. High or low container emptying ►► 2. Drive type: Petrol, diesel, liquid gas or battery ►►► 3. Attachment kits



Protective roof
Protective roof is compulsory in high-bay warehouses. For reliable and effective protection.



Flashing beacon
For attaching to the machine itself or on the protective roof. Improved safety for the user and those in the vicinity.



Working lights approved for road use
For driving at dusk or in public areas.



Rubbish bag disposal
Sweep your waste directly into a rubbish bag for dust-free disposal.

CUSTOM FLEXIBILITY FOR YOUR CONFIGURATION

The KM 105/100 R with two-part container concept and the KM 105/110 R with hydraulic high container emptying are both available with one of four drive types. Choose from a wide range of accessories to tailor your machine to your needs. With the optional sweeping crescent side brush, efficiency is increased around bends, especially when sweeping out corners or turning. You can also add a comfort seat, flashing beacon, protective roof, weatherproof cab, lighting approved for road use and the Home Base, to name but a few.



1 One-of-a-kind leaf collector

Attachment kit to sweep up and collect large amounts of fallen leaves. The 300-litre collection sack fills up completely thanks to the sweep-and-throw principle and the large roller brush diameter. Standard sweeping containers and leaf collectors can be swapped in and out as needed within minutes – without having to use tools.



2 Convenient low container emptying

A two-part low container allows you to easily remove the container and transport it, as well as empty out the waste leaves with ease.



Contact-free high container emptying
Convenient hydraulic high container emptying at a height of up to 1.55 metres. The waste container tips backwards to protect the operator against dust and prevent them coming into contact with the waste.



Home Base
With the practical Home Base system, accessories such as a brush or litter picker can be securely attached to the machine.



Side brush cover
Reduces dust dispersion during sweeping, especially indoors. Robust steel spring under the cover effectively prevents damage to the machine and the environment.



Water spraying system
A fine spray mist from a 30-litre water tank significantly reduces the amount of dust dispersed when sweeping. Convenient and easy to use.

		KM 105					
		High container emptying KM 105/110 R			Low container emptying KM 105/100 R		
Version		Petrol/LPG	Diesel	Bp/Bp Pack	Petrol/LPG	Diesel	Bp/Bp Pack
Motor rating	kW	6.5 / 5.9	4.5	1.44	6.5 / 5.9	4.5	1.44
Driving speed	km/h	7	7	6	7	7	6
Turning circle	m	< 2	< 2	< 2	< 2	< 2	< 2
Sweeping width	mm	640	640	640	640	640	640
Sweeping width with 1 side brush	mm	1050	1050	1050	1050	1050	1050
Sweeping width with 2 side brushes	mm	1400	1400	1400	1400	1400	1400
Waste container capacity	l	110	110	110	2 × 50	2 × 50	2 × 50
Max. unloading height	m	1.55	1.55	1.55	Floor	Floor	Floor
Max. gradient	%	18 / 12	16	12	18 / 12	16	12
Area performance with 1 side brush	m²/h	7350	7350	6300	7350	7350	6300
Area performance with 2 side brushes	m²/h	9800	9800	8400	9800	9800	8400
Standard equipment							
Standard seat		■	■	■	■	■	■
Pneumatic tyres		■	■	■	■	■	■
Right side brush		■	■	■	■	■	■
Tact filter cleaning system		■	■	■	■	■	■
EASY Operation		■	■	■	■	■	■
Footprint system (different roller brush contact pressures)		■	■	■	■	■	■
Teach system (automatic adjustment in the case of sweeper brush wear)		■	■	■	■	■	■
Power Plus system (additional torque on slopes)		■	■	■	■	■	■
Rear storage area		■	■	■	■	■	■
Traction battery and battery charger		-	-	- / ■	-	-	- / ■
Optional accessories							
Sweeping crescent side brush		□	□	□	□	□	□
Left side brush		□	□	□	□	□	□
Comfort seat		□	□	□	□	□	□
Solid rubber tyres		□	□	-	□	□	-
Non-marking solid rubber tyres		□	□	□	□	□	□
Protective roof		□	□	□	□	□	□
Flashing beacon		□	□	□	□	□	□
Flashing beacon on protective roof		□	□	□	□	□	□
Home Base kit		□	□	□	□	□	□
Working lights		□	□	□	□	□	□
StVZO (approved for road use)		□	□	-	□	□	-
Litter picker		□	□	□	□	□	□
Kärcher Fleet		□	□	□	□	□	□
Noise reduction kit		-	□	-	-	□	-
Water spraying system		□ / -	□	□	□ / -	□	□
Leaf collection kit		-	-	-	□	□	□
Side brush cover		□	□	□	□	□	□
Other accessories							
Side brush, soft		□	□	■	□	□	■
Side brush, hard		□	□	□	□	□	□
Main sweeper roller, soft		□	□	■	□	□	■
Main sweeper roller, hard		□	□	□	□	□	□
Order no.		1.280-140.2	1.280-140.2	1.280-140.2	1.280-140.2	1.280-140.2	1.280-140.2

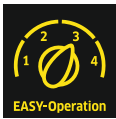
■ Included in the scope of supply. □ Available.

100 CM RIDE-ON MACHINE



Top performance in continuous use – the high-performance class

The comfortable ride-on sweeper KM 100/100 R is designed for medium to large-sized interior and exterior surfaces. Thanks to its high sweeping performance, low operating costs and high user-friendliness, the purchase quickly pays for itself.



1 Impact protection

- Protects the sweeper and obstacles within the area being cleaned.



3 Easy to maintain

- Filter and roller brush easy to remove without tools for flexible maintenance.



4 EASY Operation operating concept

- Clear and logical arrangement of all controls in the handle and field of view for ease of use.
- Standard symbols for all Kärcher sweepers.

2 Large filter area with automatic filter cleaning system

- The filter is automatically cleaned when the machine is switched off – for continuous low-dust sweeping for long periods of uninterrupted use.
- Filter cleaning can also take place manually.
- Filter replacement without tools.

TECHNICAL DATA AND EQUIPMENT

		KM 100/100 R Lpg	KM 100/100 R D	KM 100/100 R G
		■ Automatic filter cleaning system ■ Ergonomic operating concept ■ Fully hydraulic, low maintenance	■ Automatic filter cleaning system ■ Ergonomic operating concept ■ Fully hydraulic, low maintenance	■ Automatic filter cleaning system ■ Ergonomic operating concept ■ Fully hydraulic, low maintenance
Technical data				
Drive		Four-stroke LPG engine / Honda	4-stroke diesel engine / Yanmar	Four-stroke petrol engine / Honda
Power	kW	6.7	4.4	6.7
Voltage	V	–	–	–
Max. area performance with 1 / 2 side brushes	m²/h	8000 / 10400	8000 / 10400	8000 / 10400
Working width	mm	700	700	700
Working width with 1 or 2 brushes	mm	1000 / 1300	1000 / 1300	1000 / 1300
Waste container	l	100	100	100
Climbing ability	%	18	18	18
Working speed	km/h	8	8	8
Filter area	m²	6	6	6
Weight	kg	340	340	340
Dimensions (L × W × H)	mm	2006 × 1005 × 1343	2006 × 1005 × 1343	2006 × 1005 × 1343
Equipment				
Polyester round filter		■	■	■
Manual/Automatic filter cleaning		■ / ■	■ / ■	■ / ■
Floating main sweeper roller		■	■	■
Suction volume regulation		■	■	■
Battery and built-in charger included		–	–	–
Order no.		1.280-107.0	1.280-115.0	1.280-105.0
Price				

■ Included in the scope of supply.

		KM 100/100 R Bp Pack	KM 100/100 R Bp
		■ Automatic filter cleaning system ■ Electric traction drive ■ Emission-free operation	■ Automatic filter cleaning system ■ Electric traction drive ■ Emission-free operation
Technical data			
Drive		DC motor	DC motor
Power	kW	2.1	2.1
Voltage	V	24	24
Max. area performance with 1 / 2 side brushes	m²/h	6000 / 7800	6000 / 7800
Working width	mm	700	700
Working width with 1 or 2 brushes	mm	1000 / 1300	1000 / 1300
Waste container	l	100	100
Climbing ability	%	15	15
Working speed	km/h	6	6
Filter area	m²	6	6
Weight	kg	540	320
Dimensions (L × W × H)	mm	2006 × 1005 × 1343	2006 × 1005 × 1343
Equipment			
Polyester round filter		■	■
Manual/Automatic filter cleaning		■ / ■	■ / ■
Floating main sweeper roller		■	■
Suction volume regulation		■	■
Battery and built-in charger included		■	–
Order no.		1.280-112.0	1.280-103.0
Price			

■ Included in the scope of supply.

90 CM RIDE-ON MACHINE WITH Tact

The smart way to sweep

In addition to its powerful performance, easy handling, driving comfort and manoeuvrability, the KM 90/60 R Adv has many impressive features, including the patented and fully automatic Tact filter cleaning system. Thanks to a large tank volume, the petrol version permits long periods of use. It also has an auto-matic choke for an optimum start.



1 Robust, compact construction style with pick-up area

- Built to last, high reliability.
- Safety and manoeuvrability.
- Additional components such as a spare canister or manual cleaning machines can be securely fitted and carried along.



2 EASY Operation operating concept

- Logical and clear.
- All control elements are clearly arranged and within easy reach.



3 Tact: fully automatic, continuous filter cleaning

- Highly effective filter cleaning for continuous dust-free operation.
- Compact filter size with long service life.
- Easy access to the filter.



4 Home Base for greater flexibility

- Different practical connections for other accessories.
- Easy to carry, for example, a litter picker, brush or an additional container.

TECHNICAL DATA AND EQUIPMENT

		KM 90/60 R G Adv	KM 90/60 R Bp Pack Adv	KM 90/60 R Bp Adv
		■ With fully automatic and highly effective Tact filter cleaning system ■ Integrated Home Base ■ Retractable side brush	■ With fully automatic and highly effective Tact filter cleaning system ■ Integrated Home Base ■ Retractable side brush	■ With fully automatic and highly effective Tact filter cleaning system ■ Integrated Home Base ■ Retractable side brush
Technical data				
Power	kW	6.6	1.2	1.2
Max. area performance with 1 / 2 side brushes	m²/h	7200 / 9200	5400 / 6900	5400 / 6900
Working width	mm	615	615	615
Working width with 1 or 2 brushes	mm	900 / 1150	900 / 1150	900 / 1150
Waste container	l	60	60	60
Climbing ability	%	18	12	12
Working speed	km/h	8	6	6
Weight	kg	260	355	225
Dimensions (L × W × H)	mm	1635 × 980 × 1260	1635 × 980 × 1260	1635 × 980 × 1260
Equipment				
Suction volume regulation		■	■	■
Manual/Automatic filter cleaning	- / ■	- / ■	- / ■	- / ■
Polyester flat pleated filter	■	■	■	■
Floating main sweeper roller	■	■	■	■
Battery and built-in charger included	-	■	-	-
Order no.		1.047-300.0	1.047-302.0	1.047-301.0
Price				
■ Included in the scope of supply.				
Accessories				
Product name	Order no.	Description	Price	
Flat pleated filter	5.731-635.0	Plastic filter, water-resistant, washable, saves maintenance costs.		
Dual Tact filter cleaning system	2.643-176.0	For sweeping on particularly dusty ground.		
Dual Tact filter cleaning system	2.851-392.7	For sweeping on particularly dusty ground.		
Carpet sweeping kit	2.851-334.7	Carpet sweeping kit for cleaning carpet surfaces, includes antistatic roller brush.		

85 CM RIDE-ON MACHINE

Manoeuvrable and compact – the comfortable entry-level model to the ride-on range

Our entry-level model to the world of ride-on sweepers plays to its strengths especially in confined spaces. The high area performance ensures economical and efficient cleaning. The clever concept of the battery-powered device is also impressive with the simple operation and integration of our Home Base system with its various options to carry additional cleaning tools and implements.



- 1

Clever container concept
 - 2 tanks for simple removal and safe emptying of waste.
 - Waste container free of rough edges permits emptying without leaving behind any residues.
 - Castors on waste container simplify handling when emptying.



- 2

Efficient filter system
 - Polyester flat pleated filter.
 - Effective cleaning with dual scraper. Comfortable operation from operating position.
 - Access to the filter through wide-opening cover without the need for any tools.



- 3

Clever ergonomics for high level of comfort at workplace
 - Clear and ergonomic attachment of operating elements.
 - Adjustment of driver's seat without the need for any tools.
 - Height-adjustable steering wheel.



- 4

Integrated Home Base system and storage areas
 - Versatile and practical connection for simple carrying of other cleaning utensils.
 - For simple carrying of litter picker, brush, cloths or an additional container, for example.
 - Large storage area in rear of machine.

TECHNICAL DATA AND EQUIPMENT

		KM 85/50 R Bp Pack	KM 85/50 R Bp
		<ul style="list-style-type: none">■ Compact design for maximum manoeuvrability■ Easy and intuitive operation■ Retractable side brush	<ul style="list-style-type: none">■ Compact design for maximum manoeuvrability■ Easy and intuitive operation■ Retractable side brush
Technical data			
Drive		DC motor	DC motor
Power	W	1000	1000
Voltage	V	24	24
Max. area performance with 1 / 2 side brushes	m²/h	5100 / 6510	5100 / 6510
Working width	mm	615	615
Working width with 1 or 2 brushes	mm	850 / 1085	850 / 1085
Waste container	l	50	50
Climbing ability	%	12	12
Working speed	km/h	6	6
Filter area	m²	2.1	2.1
Weight	kg	237	177.5
Dimensions (L × W × H)	mm	1270 × 870 × 1170	1270 × 870 × 1170
Equipment			
Polyester flat pleated filter	■	■	■
Manual/Automatic filter cleaning	■ / -	■ / -	■ / -
Suction volume regulation	■	■	■
Adjustable main sweeper roller	-	-	-
Floating main sweeper roller	■	■	■
Wear indicator for main sweeper roller	■	■	■
Speed regulation of side brush	■	■	■
Battery and built-in charger included	■	■	-
Order no.		1.351-127.0	1.351-126.0
Price			
■ Included in the scope of supply.			

Accessories			
Product name	Order no.	Description	Price
Standard roller brush	4.762-430.0	Water-resistant universal bristles, durable, suitable for all surfaces.	
Flat pleated filter	5.731-585.0	Plastic filter, water-resistant, washable, saves maintenance costs.	
Attachment kit 2nd side brush, left	2.852-321.0	Complete, including standard side brushes for increased area performance.	
Carpet sweeping kit	2.852-499.0	Carpet sweeping kit for cleaning carpet surfaces, includes antistatic roller brush.	

85 CM WALK-BEHIND SWEEPER

The high-performance walk-behind machine for brilliant cleaning results

The compact and durable KM 85/50 W offers high area coverage and efficiency on medium size areas together with the highest level of comfort. With different equipment details such as a second side brush, reverse gear, etc.



1 Efficient filter system

- 2.1 m² filter area.
- Manual filter cleaning system.
- Washable polyester filter.



2 Two-walled rotating frame

- Robust and corrosion-free.
- For the toughest jobs.



3 Traction Drive

- Intuitive operation.
- With optional reverse gear.



4 Waste pick up and emptying

- Efficient sweeping thanks to large working width.
- Also sweeps wet surfaces.
- 50-litre container for continuous working.

TECHNICAL DATA AND EQUIPMENT

		KM 85/50 W G Adv	KM 85/50 W G	KM 85/50 W Bp Pack Adv
		■ Robust double-wall frame ■ Main sweeper roller can be raised ■ Reverse mode, operating hours counter and floating main sweeper roller	■ Robust double-wall frame ■ Main sweeper roller can be raised ■ Intuitive drive operation	■ Robust double-wall frame ■ Main sweeper roller can be raised ■ Reverse mode, operating hours counter and floating main sweeper roller
Technical data				
Drive		Four-stroke petrol engine / Honda	Four-stroke petrol engine / Honda	DC motor
Power	W	3300	3300	912
Voltage	V	-	-	24
Max. area performance with 1 / 2 side brushes	m²/h	3825 / 4725	3825 / 4725	3825 / 4725
Working width	mm	610	610	610
Working width with 1 or 2 brushes	mm	850 / 1050	850 / 1050	850 / 1050
Waste container	l	50	50	50
Climbing ability	%	18	18	15
Working speed	km/h	4.5	4.5	4.5
Filter area	m²	2.1	2.1	2.1
Weight	kg	126	123	180
Dimensions (L × W × H)	mm	1355 × 910 × 1155	1355 × 910 × 1155	1355 × 910 × 1155
Equipment				
Polyester flat pleated filter		■	■	■
Manual filter cleaning		■	■	■
Drive with forward and reverse gears		■ / ■	■ / -	■ / ■
Adjustable main sweeper roller		-	■	-
Floating main sweeper roller		■	-	■
Battery and built-in charger included		-	-	■
Order no.		1.351-110.0	1.351-109.0	1.351-115.0
Price				

■ Included in the scope of supply.

		KM 85/50 W Bp Pack	KM 85/50 W Bp Adv	KM 85/50 W Bp
		■ Robust double-wall frame ■ Main sweeper roller can be raised ■ Intuitive drive operation	■ Robust double-wall frame ■ Main sweeper roller can be raised ■ Reverse mode, operating hours counter and floating main sweeper roller	■ Robust double-wall frame ■ Main sweeper roller can be raised ■ Intuitive drive operation
Technical data				
Drive		DC motor	DC motor	DC motor
Power	W	912	912	912
Voltage	V	24	24	24
Max. area performance with 1 / 2 side brushes	m²/h	3825 / 4725	3825 / 4725	3825 / 4725
Working width	mm	610	610	610
Working width with 1 or 2 brushes	mm	850 / 1050	850 / 1050	850 / 1050
Waste container	l	50	50	50
Climbing ability	%	15	15	15
Working speed	km/h	4.5	4.5	4.5
Filter area	m²	2.1	2.1	2.1
Weight	kg	177	115	112
Dimensions (L × W × H)	mm	1355 × 910 × 1155	1355 × 910 × 1155	1355 × 910 × 1155
Equipment				
Polyester flat pleated filter		■	■	■
Manual filter cleaning		■	■	■
Drive with forward and reverse gears		■ / -	■ / ■	■ / -
Adjustable main sweeper roller		■	-	■
Floating main sweeper roller		-	■	-
Battery and built-in charger included		■	-	-
Order no.		1.351-114.0	1.351-108.0	1.351-107.0
Price				

■ Included in the scope of supply.

75 CM WALK-BEHIND SWEEPER

Clean entry into the walk-behind class

Compact and agile, the KM 75/40 W cleans small to medium-sized areas with excellent results. With a convenient drive and powerful vacuum system, available with a powerful petrol engine or very quiet battery-powered motor.



- 1 Waste container with trolley handle**
- Waste container with recessed grips – easy to remove and empty.
 - Short disposal times.



- 2 Efficient filter system with mechanical filter cleaning**
- 1.8 m² filter area for long operating periods.
 - Made of washable polyester for durability.
 - Mechanical filter cleaning system with ergonomic handle.



- 3 Easy to maintain**
- Filter and roller brush easy to remove without tools for flexible maintenance.



- 4 EASY Operation operating concept**
- Clear and logical arrangement of all controls in the handle and field of view for ease of use.
 - Standard symbols for all Kärcher sweepers.

TECHNICAL DATA AND EQUIPMENT

		KM 75/40 W G	KM 75/40 W Bp Pack	KM 75/40 W Bp
		<ul style="list-style-type: none">■ Waste container with trolley handle■ Roller brush replacement without tools■ Effective filter cleaning system with filter replacement on the clean side without tools	<ul style="list-style-type: none">■ Waste container with trolley handle■ Roller brush replacement without tools■ Effective filter cleaning system with filter replacement on the clean side without tools	<ul style="list-style-type: none">■ Waste container with trolley handle■ Roller brush replacement without tools■ Effective filter cleaning system with filter replacement on the clean side without tools
Technical data				
Drive		Four-stroke petrol engine / Honda	DC motor	DC motor
Power	W	3300	400	400
Voltage	V	-	24	24
Max. area performance	m²/h	3375	3375	3375
Working width	mm	550	550	550
Working width with one side brush	mm	750	750	750
Waste container	l	40	40	40
Climbing ability	%	15	12	12
Working speed	km/h	4.5	4.5	4.5
Filter area	m²	1.8	1.8	1.8
Weight	kg	84	124	78
Dimensions (L × W × H)	mm	1430 × 780 × 1180	1430 × 780 × 1180	1430 × 780 × 1180
Equipment				
Fold-down push handle		■	■	■
Overhead sweeping principle		■	■	■
Drive with forward and reverse gears		■ / -	■ / -	■ / -
Adjustable main sweeper roller		■	■	■
Coarse dirt flap		■	■	■
Suction volume regulation		■	■	■
Polyester flat pleated filter		■	■	■
Order no.		1.049-205.0	1.049-207.0	1.049-206.0
Price				
■ Included in the scope of supply.				
Accessories				
Product name	Order no.	Description		Price
Flat pleated filter	5.731-635.0	Plastic filter, water-resistant, washable, saves maintenance costs.		
Standard roller brush	6.906-884.0	Water-resistant universal bristles, extremely durable, suitable for all surfaces.		
Main sweeper roller soft / natural	6.906-886.0	Specially designed with natural bristles for sweeping fine dust on smooth floors indoors.		
Carpet sweeping kit	2.641-571.0	Carpet sweeping kit for cleaning carpeted surfaces, consists of fluff filter, triple steering roller and antistatic roller brush.		

80 CM FRONT SWEEPER

Compact all-rounder, all year round



Whether for normal sweeping (with or without waste container), sweeping snow or for winter use with optional snow blade – the ergonomic and manoeuvrable walk-behind sweeper performs well all year long.



1 Height-adjustable roller brush

- Easy regulation of the brush pressure.
- For adjusting when worn or for adapting to a particular surface.



2 Tilting of the roller brush

- Adjustment clip with locking for a fixed tilted position left and right.
- Tilting also possible with the optional snow blade.
- Rubber scrubber protection prevents damage to the surroundings.



3 Snow blade for use with deeper snow

- Folding spring mechanism for optimum shock absorption.
- With gliding skids with four settings.
- Rubber strip which can be used on both sides.



4 Waste container

- For direct dirt pick-up.
- The waste container can be easily adjusted when the roller brush is worn out.

TECHNICAL DATA AND EQUIPMENT

KM 80 W G

- For use all year round
- Great agility and low space requirement thanks to its compact design
- Multi-functional use thank to optional waste container and snow blade

Technical data		
Drive		Four-stroke petrol engine / Honda
Power	kW	2.6
Max. area performance	m²/h	1680
Working width	mm	800
Working width with one side brush		-
Waste container	l	40
Climbing ability	%	12
Working speed	km/h	2.1
Filter area		-
Weight	kg	70
Dimensions (L × W × H)	mm	1410 × 800 × 1060

Equipment	
Fold-down push handle	■
Dustpan principle	■
Drive with forward and reverse gears	■ / -
Adjustable main sweeper roller	■
Floating main sweeper roller	-
Order no.	1.335-500.0
Price	

■ Included in the scope of supply.

Accessories			
Product name	Order no.	Description	Price
Standard roller brush	6.963-108.0	Water-resistant universal bristles for good sweeping results for snow or other waste (set consists of two single roller brushes).	
Snow blade	2.851-446.0	For use in winter. With spring-mounted folding mechanism and adjustable gliding skids.	
Waste container	2.851-569.0	For sweeping up grit or other dirt into a waste container that is stable and easy to empty.	

70 CM COMFORT CLASS

Compact, convenient and universal

The extremely compact and efficient KM 70/30 C sweeps silently. The main roller brush and side brushes are battery-powered, ensuring superb sweeping results and reducing physical effort. The KM 70/30 cleans right into the corners and is suitable for indoor and outdoor use.



1 Adjustable push handle

- Excellent ergonomics thanks to three height positions.
- Foldable for space-saving storage.



2 EASY Operation operating concept

- Easy to use programme selector switch.



3 Easy to transport

- Front and rear carrying handles for easy transport and loading into a car
- Wheels protruding to the rear make transporting the unit over steps easier



4 Fine dust suction (Adv version only)

- Electric suction fan for the suction of fine dust from the waste container.
- Can be switched off for sweeping wet floors.

TECHNICAL DATA AND EQUIPMENT

		KM 70/30 C Bp Pack Adv KM 70/30 C Bp Pack	KM 70/30 C Bp Adv KM 70/30 C Bp
		■ With charger and batteries (Bp Pack version) ■ Electrically powered main sweeper roller and side brush ■ Roller brush and side brushes continuously adjustable	■ With charger and batteries (Bp Pack version) ■ Electrically powered main sweeper roller and side brush ■ Roller brush and side brushes continuously adjustable
Technical data			
Drive		Manual	Manual
Power	W	195 150	195 150
Voltage	V	12	12
Area performance	m²/h	2800	2800
Working width	mm	480	480
Working width with one side brush	mm	700	700
Waste container	l	42	42
Filter area	m²	0.61	0.61
Battery charging time	h	12	-
Operation time	h	2.5 3.5	-
Weight	kg	48 45.1	38 32
Dimensions (L × W × H)	mm	1240 × 710 × 1150	1240 × 710 × 1150
Equipment			
Electric sweeping drive		■	■
Adjustable main sweeper roller		■	■
Manual filter cleaning		■ -	■ -
Fold-down push handle		■	■
Battery and built-in charger included		■	-
Suction		■ -	■ -
Order no.		1.517-213.0 -214.0	1.517-212.0 -211.0
Price			
■ Included in the scope of supply.			
Accessories			
Product name	Order no.	Description	Price
ABS litter picker set	2.640-908.0	For picking up refuse.	
Flat pleated filter	6.904-176.0	Paper filters for optimum fine dust filtering for dust-free sweeping (only Adv).	
Standard roller brush	6.907-041.0	Water-resistant universal bristles, durable, suitable for all surfaces.	
Standard side brushes	6.966-005.0	Water-resistant universal bristles, extremely durable, suitable for all types of surfaces.	

70 CM PUSH CLASS



Lightweight and simple – for quick clean-ups

The KM 70/20 C is ideal for sweeping small areas indoors and outdoors. It cleans better and faster than a broom and is almost dust-free thanks to the controlled air flow and integrated dust filter.



1 Main sweeper roller drive

- The main sweeper roller is driven by both wheels – for excellent results when turning to the left or right.



2 Adjustable push handle

- Excellent ergonomics thanks to three height positions.
- Foldable for space-saving storage.



3 Large dirt hopper

- Ergonomic container handle for easy handling and emptying.



4 Dust filter

- Dust filter cleans the exhaust air and prevents dust development while sweeping.

TECHNICAL DATA AND EQUIPMENT

		KM 70/20 C	KM 70/20 C 2SB	KM 70/15 C
		■ Roller brush driven by both wheels ■ Push handle adjustable in 3 positions ■ Roller brush and side brushes continuously adjustable	■ Roller brush driven by both wheels ■ Push handle adjustable in 3 positions ■ Roller brush and side brushes continuously adjustable	■ Roller brush driven by both wheels ■ Fold-down push handle ■ 4x adjustable side brush
Technical data				
Drive		Manual	Manual	Manual
Area performance	m²/h	2800	3680	2800
Working width	mm	480	480	480
Working width with one side brush	mm	700	700	700
Working width with 2 side brushes	mm	–	920	–
Waste container	l	42	42	42
Weight	kg	21	26	20
Weight incl. packaging	kg	24.6	26	20
Dimensions (L × W × H)	mm	794 × 406 × 927	1300 × 920 × 1050	1300 × 810 × 1040
Equipment				
Fine dust filter		■	■	–
Manual sweeping drive		■	■	■
Adjustable main sweeper roller		■	■	–
Seitenbesen klappbar		■	■	–
Seitenbesen einstellbar		■	■	■
Seitenbesen stufenlos einstellbar		■	■	–
Fold-down push handle		■	■	■
Order no.		1.517-106.0	1.517-107.0	1.517-151.0
Price				

■ Included in the scope of supply.

Accessories			
Product name	Order no.	Description	Price
ABS litter picker set	2.640-908.0	For picking up refuse.	
Standard roller brush	6.907-041.0	Water-resistant universal bristles, durable, suitable for all surfaces.	
Standard side brushes	6.966-005.0	Water-resistant universal bristles, extremely durable, suitable for all types of surfaces.	
Main sweeper roller, soft	6.903-995.0	Sweeps up fine dust on all surfaces, both on inside and outside areas.	


THE RIGHT EQUIPMENT FOR EVERY APPLICATION.

You can use our sweepers and vacuum sweepers on different surfaces and for a wide variety of cleaning tasks. We offer an extensive range of accessories for this, from roller brushes and filters through to various attachment kits. These enable you to turn your hand to even more applications and maximise your machine's efficiency.



Table of contents: Sweeper/vacuum sweeper accessories

Filters	Page 668
Roller brushes	Page 670
Side brushes	Page 674
Cabs, protective roofs, flashing beacons	Page 678
Working lights, approval for road use, tyres	Page 680
Attachment kits for special applications and for increasing productivity	Page 682
Accessories for Home Base and other equipment	Page 686
Batteries and battery chargers	Page 688



- 1

High-quality filter with dust class M and 99.9% separation degree
- 2

Cleaning unfilled artificial turf areas with our specially developed attachment kits
- 3

Cleaning large carpeted areas with our specially developed attachment kits
- 4

Tyres for every need: Convenient pneumatic tyres or puncture-proof tyres made of solid rubber, non-marking version also available
- 5

For greater safety: Cabs, protective roofs, flashing beacons or working lights
- 6

Reduce dust dispersion by the side brushes with the water spraying system
- 7

Reduce dust dispersion by the side brushes with the perfectly fitting side brush cover
- 8

Main sweeper rollers for every kind of dirt and surface: Standard, soft or with hard bristles
- 9

Sweep out corners without leaving any dirt behind in a single pass with our unique sweeping crescent side brush
- 10

Increased area performance with additional left-hand side brush
- 11




Snow blade with shock absorbers for winter use
- 12

Ready for use all year round with large waste container

FILTERS



State-of-the-art cleaning, high-quality filter materials, exact adjustment to the respective application and maximum efficiency are the key features of the filter systems in our sweepers. As filtering dust is one of the core tasks of a Kärcher sweeper, we optimise the interaction of filter area, separation degree and type of cleaning in a continuous process. This way we not only ensure the best possible filtering, but also guarantee the protection of the user.

[illegible]

■ Included in the scope of supply. □ Available accessories. More Kärcher original accessories can be found on the following pages.


ROLLER BRUSHES



Our standard roller brushes are made of high-quality materials for durability. They are water-resistant and suitable for all types of surfaces. Other roller brushes are available as accessories, ideally adapted for specific home cleaning tasks.

[illegible]

■ Included in the scope of supply. □ Available accessories. More Kärcher original accessories can be found on the following pages.

[illegible]

☐ Available accessories. More Kärcher original accessories can be found on the following pages.


SIDE BRUSHES



The high-quality and water-resistant universal bristles of our side brushes are standard and suitable for every surface and purpose. If you spend a lot of time working inside in dusty areas, then we recommend soft bristles to reduce the dispersion of any dust. The use of a side brush with extra-hard bristles is useful for very stubborn dirt. If you want to extend the area performance, it is possible to install a second side brush on the left side of the machine.

[illegible]

■ Included in the scope of supply. □ Available accessories. More Kärcher original accessories can be found on the following pages.



		Order no.	Installation ex works	Diameter	Price	Description																																																																																																																																																																																																																																																																																																																																																																																																																																																																																																																																																																																																																																																																																																																																																																																																																																																																																																																																																																																																																																																																																																																																																																																																																																																																																																																																																																																																																																																																										
--	--	-----------	--------------------------	----------	-------	-------------	--	--	--	--	--	--	--	--	--	--	--	--	--	--	--	--	--	--	--	--	--	--	--	--	--	--	--	--	--	--	--	--	--	--	--	--	--	--	--	--	--	--	--	--	--	--	--	--	--	--	--	--	--	--	--	--	--	--	--	--	--	--	--	--	--	--	--	--	--	--	--	--	--	--	--	--	--	--	--	--	--	--	--	--	--	--	--	--	--	--	--	--	--	--	--	--	--	--	--	--	--	--	--	--	--	--	--	--	--	--	--	--	--	--	--	--	--	--	--	--	--	--	--	--	--	--	--	--	--	--	--	--	--	--	--	--	--	--	--	--	--	--	--	--	--	--	--	--	--	--	--	--	--	--	--	--	--	--	--	--	--	--	--	--	--	--	--	--	--	--	--	--	--	--	--	--	--	--	--	--	--	--	--	--	--	--	--	--	--	--	--	--	--	--	--	--	--	--	--	--	--	--	--	--	--	--	--	--	--	--	--	--	--	--	--	--	--	--	--	--	--	--	--	--	--	--	--	--	--	--	--	--	--	--	--	--	--	--	--	--	--	--	--	--	--	--	--	--	--	--	--	--	--	--	--	--	--	--	--	--	--	--	--	--	--	--	--	--	--	--	--	--	--	--	--	--	--	--	--	--	--	--	--	--	--	--	--	--	--	--	--	--	--	--	--	--	--	--	--	--	--	--	--	--	--	--	--	--	--	--	--	--	--	--	--	--	--	--	--	--	--	--	--	--	--	--	--	--	--	--	--	--	--	--	--	--	--	--	--	--	--	--	--	--	--	--	--	--	--	--	--	--	--	--	--	--	--	--	--	--	--	--	--	--	--	--	--	--	--	--	--	--	--	--	--	--	--	--	--	--	--	--	--	--	--	--	--	--	--	--	--	--	--	--	--	--	--	--	--	--	--	--	--	--	--	--	--	--	--	--	--	--	--	--	--	--	--	--	--	--	--	--	--	--	--	--	--	--	--	--	--	--	--	--	--	--	--	--	--	--	--	--	--	--	--	--	--	--	--	--	--	--	--	--	--	--	--	--	--	--	--	--	--	--	--	--	--	--	--	--	--	--	--	--	--	--	--	--	--	--	--	--	--	--	--	--	--	--	--	--	--	--	--	--	--	--	--	--	--	--	--	--	--	--	--	--	--	--	--	--	--	--	--	--	--	--	--	--	--	--	--	--	--	--	--	--	--	--	--	--	--	--	--	--	--	--	--	--	--	--	--	--	--	--	--	--	--	--	--	--	--	--	--	--	--	--	--	--	--	--	--	--	--	--	--	--	--	--	--	--	--	--	--	--	--	--	--	--	--	--	--	--	--	--	--	--	--	--	--	--	--	--	--	--	--	--	--	--	--	--	--	--	--	--	--	--	--	--	--	--	--	--	--	--	--	--	--	--	--	--	--	--	--	--	--	--	--	--	--	--	--	--	--	--	--	--	--	--	--	--	--	--	--	--	--	--	--	--	--	--	--	--	--	--	--	--	--	--	--	--	--	--	--	--	--	--	--	--	--	--	--	--	--	--	--	--	--	--	--	--	--	--	--	--	--	--	--	--	--	--	--	--	--	--	--	--	--	--	--	--	--	--	--	--	--	--	--	--	--	--	--	--	--	--	--	--	--	--	--	--	--	--	--	--	--	--	--	--	--	--	--	--	--	--	--	--	--	--	--	--	--	--	--	--	--	--	--	--	--	--	--	--	--	--	--	--	--	--	--	--	--	--	--	--	--	--	--	--	--	--	--	--	--	--	--	--	--	--	--	--	--	--	--	--	--	--	--	--	--	--	--	--	--	--	--	--	--	--	--	--	--	--	--	--	--	--	--	--	--	--	--	--	--	--	--	--	--	--	--	--	--	--	--	--	--	--	--	--	--	--	--	--	--	--	--	--	--	--	--	--	--	--	--	--	--	--	--	--	--	--	--	--	--	--	--	--	--	--	--	--	--	--	--	--	--	--	--	--	--	--	--	--	--	--	--	--	--	--	--	--	--	--	--	--	--	--	--	--	--	--	--	--	--	--	--	--	--	--	--	--	--	--	--	--	--	--	--	--	--	--	--	--	--	--	--	--	--	--	--	--	--	--	--	--	--	--	--	--	--	--	--	--	--	--	--	--	--	--	--	--	--	--	--	--	--	--	--	--	--	--	--	--	--	--	--	--	--	--	--	--	--	--	--	--	--	--	--	--	--	--	--	--	--	--	--	--	--	--	--	--	--	--	--	--	--	--	--	--	--	--	--	--	--	--	--	--	--	--	--	--	--	--	--	--	--	--	--	--	--	--	--	--	--	--	--	--	--	--	--	--	--	--	--	--	--	--	--	--	--	--	--	--	--	--	--	--	--	--	--	--	--	--	--	--	--	--	--	--	--	--	--	--	--	--	--	--	--	--	--	--	--	--	--	--	--	--	--	--	--	--	--	--	--	--	--	--	--	--	--	--	--	--	--	--	--	--	--	--	--	--	--	--	--	--	--	--	--	--	--	--	--	--	--	--	--	--	--	--	--	--	--	--	--	--	--	--	--	--	--	--	--	--	--	--	--	--	--	--	--	--	--	--	--	--	--	--	--	--	--	--	--	--	--	--	--	--	--	--	--	--	--	--	--	--	--	--	--	--	--	--	--	--	--	--	--	--	--	--	--	--	--	--	--	--	--	--	--	--	--	--	--	--	--	--	--	--	--	--	--	--	--	--	--	--	--	--	--	--	--	--	--	--	--	--	--	--	--	--	--	--	--	--	--	--	--	--	--	--	--	--	--	--	--	--	--	--	--	--	--	--	--	--	--	--	--	--	--	--	--	--	--	--	--	--	--	--	--	--	--	--	--	--	--	--	--	--	--	--	--	--	--	--	--	--	--	--	--	--	--	--	--	--	--	--	--	--	--	--	--	--	--	--	--	--	--	--	--	--	--	--	--	--	--	--	--	--	--	--	--	--	--	--	--	--	--	--	--	--	--	--	--	--	--	--	--	--	--	--	--	--	--	--	--	--	--	--	--	--	--	--	--	--	--	--	--	--	--	--	--	--	--	--	--	--	--	--	--	--	--	--	--	--	--	--	--	--	--	--	--	--	--	--	--	--	--	--	--	--	--	--	--	--	--	--	--	--	--	--	--	--	--	--	--	--	--	--	--	--	--	--	--	--	--	--	--	--	--	--	--	--	--	--	--	--	--	--	--	--	--	--	--	--	--	--	--	--	--	--

☐ Available accessories. More Kärcher original accessories can be found on the following pages.

CABS, PROTECTIVE ROOFS, FLASHING BEACONS



When working in areas which have higher safety requirements for the user, such as in shelf warehouse areas, the use of protective roofs or cabs (can also be ordered with heating or air-conditioning) is a practical extension to the respective device. A flashing beacon also increases safety on the premises both for the driver and the surrounding area.


[illegible]

□ Available accessories. More Kärcher original accessories can be found on the following pages.

WORK LIGHTING, ROAD APPROVAL, TYRES



Poor weather conditions or dark work environments mean higher safety requirements. Various working lights provide a remedy here, improve both the visibility conditions for the user and his visibility of the surrounding area. In addition, we also offer solutions for special conditions in the area of tyres, such as resistant and long-lasting full rubber wheels for production areas where metal shavings or glass splinters are common. And also non-marking tyres for machines operating on light surfaces.

[illegible]

■ Included in the scope of supply. □ Available accessories. More Kärcher original accessories can be found on the following pages.

ATTACHMENTS FOR SPECIAL APPLICATIONS AND FOR INCREASING PRODUCTIVITY



Special requirements demand special solutions. As a result, we are always expanding our portfolio of accessories. In order to prevent or reduce the dispersion of dust, we offer, e.g. side brushes with integrated spray system or with a complete cover. Enhancements or upgrades ensure excellent results when working on carpets or artificial grass, whereas an on-board vacuum cleaner permits the efficient cleaning of shelves or corners. Even large quantities of leaves can be effortlessly removed thanks to the unique leaf collection kit.



|--|--|--|--|--|--|--|--|--|--|--|--|--|--|--|--|--|--|--|--|--|--|--|--|--|--|--|--|--|--|--|--|--|--|--|--|--|--|--|--|--|--|--|--|--|--|--|--|--|--|--|--|--|--|--|--|--|--|--|--|--|--|--|--|--|--|--|--|--|--|--|--|--|--|--|--|--|--|--|--|--|--|--|--|--|--|--|--|--|--|--|--|--|--|--|--|--|--|--|--|--|--|--|--|--|--|--|--|--|--|--|--|--|--|--|--|--|--|--|--|--|--|--|--|--|--|--|--|--|--|--|--|--|--|--|--|--|--|--|--|--|--|--|--|--|--|--|--|--|--|--|--|--|--|--|--|--|--|--|--|--|--|--|--|--|--|--|--|--|--|--|--|--|--|--|--|--|--|--|--|--|--|--|--|--|--|--|--|--|--|--|--|--|--|--|--|--|--|--|--|--|--|--|--|--|--|--|--|--|--|--|--|--|--|--|--|--|--|--|--|--|--|--|--|--|--|--|--|--|--|--|--|--|--|--|--|--|--|--|--|--|--|--|--|--|--|--|--|--|--|--|--|--|--|--|--|--|--|--|--|--|--|--|--|--|--|--|--|--|--|--|--|--|--|--|--|--|--|--|--|--|--|--|--|--|--|--|--|--|--|--|--|--|--|--|--|--|--|--|--|--|--|--|--|--|--|--|--|--|--|--|--|--|--|--|--|--|--|--|--|--|--|--|--|--|--|--|--|--|--|--|--|--|--|--|--|--|--|--|--|--|--|--|--|--|--|--|--|--|--|--|--|--|--|--|--|--|--|--|--|--|--|--|--|--|--|--|--|--|--|--|--|--|--|--|--|--|--|--|--|--|--|--|--|--|--|--|--|--|--|--|--|--|--|--|--|--|--|--|--|--|--|--|--|--|--|--|--|--|--|--|--|--|--|--|--|--|--|--|--|--|--|--|--|--|--|--|--|--|--|--|--|--|--|--|--|--|--|--|--|--|--|--|--|--|--|--|--|--|--|--|--|--|--|--|--|--|--|--|--|--|--|--|--|--|--|--|--|--|--|--|--|--|--|--|--|--|--|--|--|--|--|--|--|--|--|--|--|--|--|--|--|--|--|--|--|--|--|--|--|--|--|--|--|--|--|--|--|--|--|--|--|--|--|--|--|--|--|--|--|--|--|--|--|--|--|--|--|--|--|--|--|--|--|--|--|--|--|--|--|--|--|--|--|--|--|--|--|--|--|--|--|--|--|--|--|--|--|--|--|--|--|--|--|--|--|--|--|--|--|--|--|--|--|--|--|--|--|--|--|--|--|--|--|--|--|--|--|--|--|--|--|--|--|--|--|--|--|--|--|--|--|--|--|--|--|--|--|--|--|--|--|--|--|--|--|--|--|--|--|--|--|--|--|--|--|--|--|--|--|--|--|--|--|--|--|--|--|--|--|--|--|--|--|--|--|--|--|--|--|--|--|--|--|--|--|--|--|--|--|--|--|--|--|--|--|--|--|--|--|--|--|--|--|--|--|--|--|--|--|--|--|--|--|--|--|--|--|--|--|--|--|--|--|--|--|--|--|--|--|--|--|--|--|--|--|--|--|--|--|--|--|--|--|--|--|--|--|--|--|--|--|--|--|--|--|--|--|--|--|--|--|--|--|--|--|--|--|--|--|--|--|--|--|--|--|--|--|--|--|--|--|--|--|--|--|--|--|--|--|--|--|--|--|--|--|--|--|--|--|--|--|--|--|--|--|--|--|--|--|--|--|--|--|--|--|--|--|--|--|--|--|--|--|--|--|--|--|--|--|--|--|--|--|--|--|--|--|--|--|--|--|--|--|--|--|--|--|--|--|--|--|--|--|--|--|--|--|--|--|--|--|--|--|--|--|--|--|--|--|--|--|--|--|--|--|--|--|--|--|--|--|--|--|--|--|--|--|--|--|--|--|--|--|--|--|--|--|--|--|--|--|--|--|--|--|--|--|--|--|--|--|--|--|--|--|--|--|--|--|--|--|--|--|--|--|--|--|--|--|--|--|--|--|--|--|--|--|--|--|--|--|--|--|--|--|--|--|--|--|--|--|--|--|--|--|--|--|--|--|--|--|--|--|--|--|--|--|--|--|--|--|--|--|--|--|--|--|--|--|--|--|--|--|--|--|--|--|--|--|--|--|--|--|--|--|--|--|--|--|--|--|--|--|--|--|--|--|--|--|--|--|--|--|--|--|--|--|--|--|--|--|--|--|--|--|--|--|--|--|--|--|--|--|--|--|--|--|--|--|--|--|--|--|--|--|--|--|--|--|--|--|--|--|--|--|--|--|--|--|--|--|--|--|--|--|--|--|--|--|--|--|--|--|--|--|--|--|--|--|--|--|--|--|--|--|--|--|--|--|--|--|--|--|--|--|--|--|--|--|--|--|--|--|--|--|--|--|--|--|--|--|--|--|--|--|--|--|--|--|--|--|--|--|--|--|--|--|--|--|--|--|--|--|--|--|--|--|--|--|--|--|--|--|--|--|--|--|--|--|--|--|--|--|--|--|--|--|--|--|--|--|--|--|--|--|--|--|--|--|--|--|--|--|--|--|--|--|--|--|--|--|--|--|--|--|--|--|--|--|--|--|--|--|--|--|--|--|--|--|--|--|--|--|--|--|--|--|--|--|--|--|--|--|--|--|--|--|--|--|--|--|--|--|--|--|--|--|--|--|--|--|--|--|--|--|--|--|--|--|--|--|--|--|--|--|--|--|--|--|--|--|--|--|--|--|--|--|--|--|--|--|--|--|--|--|--|--|--|--|--|--|--|--|--|--|--|--|--|--|--|--|--|--|--|--|--|--|--|--|--|--|--|--|--|--|--|--|--|--|--|--|--|--|--|--|--|--|--|--|--|--|--|--|--|--|--|--|--|--|--|--|--|--|--|--|--|--|--|--|--|--|--|--|--|--|--|--|--|--|--|--|--|--|--|--|--|--|--|--|--|--|--|--|--|--|--|--|--|--|--|--|--|--|--|--|--|--|--|--|--|--|--|--|--|--|--|--|--|--|--|--|--|--|--|--|--|--|--|--|--|--|--|--|--|--|--|

■ NEW □ Available accessories. More Kärcher original accessories can be found on the following pages.

[illegible]

■ NEW ■ Included in the scope of supply. □ Available accessories. More Kärcher original accessories can be found on the following pages.

ACCESSORIES FOR HOME BASE AND OTHER EQUIPMENT



The clever and sophisticated Home Base system extends the options of our sweepers in day-to-day work. Various cleaning utensils and accessories can be easily carried. Thanks to the various hooks, clips and containers, equipment such as the litter picker, cloths, buckets, cleaning agents, dustpans, brushes and beverages are available at any time and are ready to hand.

[illegible]

□ Available accessories. More Kärcher original accessories can be found on the following pages.

BATTERIES AND CHARGERS



Our batteries are available in many different versions. Whether they have higher or lower capacity, are low maintenance or maintenance-free: You get the exact batteries you need in your day-to-day work. The relevant battery chargers are matched to the respective battery type.

[illegible]

■ NEW ■ Included in the scope of supply. □ Available accessories. More Kärcher original accessories can be found on the following pages.



		Order no.	Battery voltage	Battery capacity	Battery type	Price	Description			KM 150/500 R Bp	KM 150/500 R Bp Pack	KM 130/300 R Bp Pack	KM 130/300 R Bp	KM 125/130 R D / KM 125/130 R G / KM 125/130 R LPG	KM 125/130 R Bp / KM 125/130 R Bp Pack	KM 105/100 R Bp	KM 105/100 R Bp Pack	KM 105/110 R Bp	KM 105/110 R Bp Pack	KM 100/100 R Lpg / KM 100/100 R D / KM 100/100 R G	KM 100/100 R Bp Pack	KM 100/100 R Bp	KM 90/60 R Bp Pack Adv	KM 90/60 R Bp Adv	KM 85/50 R Bp Pack	KM 85/50 R Bp	KM 85/50 W Bp Pack Adv	KM 85/50 W Bp Pack	KM 85/50 W Bp Adv	KM 85/50 W Bp	KM 75/40 W Bp Pack	KM 75/40 W Bp	KM 70/30 C Bp Pack Adv / KM 70/30 C Bp Pack			
Charger	24	6.654-067.0	24 V		separate		For low-maintenance 80 Ah batteries (6.654-048.0 and 6.654-097.0).	24																												
	25	6.654-102.0	24 V		separate		For maintenance-free 24 V batteries 70-80 Ah (6.654-093.0).	25																				■								
	26	6.654-078.0	24 V		separate		For maintenance-free 160-180 Ah batteries (6.654-124.0 and 6.654-130.0).	26															□						□							
Traction batteries and chargers																																				
Battery	27	7.654-001.0	12 V	44 Ah	Low-maintenance		Starter battery.	27												■																
Accessories for batteries																																				
Box with wall holder	28	2.641-243.0			Low-maintenance		Storage system for refilling wet batteries, easy filling of the batteries possible, saves a lot of time. Install container at a height of 4 metres. Includes hose and flow rate volume meter.	28		□	□	□	□	□	□		□		□		□															

■ Included in the scope of supply. □ Available accessories. More Kärcher original accessories can be found on the following pages.


MUNICIPAL EQUIPMENT PERFECTION

We know your needs and requirements extremely well. The work you carry out is diverse – from maintaining green areas to street cleaning, from snow clearing to plant watering – and we have precisely the municipal equipment you need for success: Powerful vacuum sweepers, versatile implement carriers, universal and specialist implements, and the latest battery-powered machines. In short: Effective equipment for maximum efficiency.



Table of contents: Municipal equipment

Vacuum sweepers	Page 698
Light waste vacuum cleaners	Page 704
Implement carriers	Page 706
Implements	Page 716



MC 130 Plus – a machine for all seasons

This is your sweeper in the 3.5 tonne class for year-round use. Our MC 130 Plus will impress you with its 49 kW (66 hp) common rail engine with diesel particulate filter and convenient operation using a joystick and multifunctional display.

MIC 35/42 and MC 80 – a delight for drivers, construction yard managers and service staff

Our MIC 35/42 multifunctional implement carriers and the MC 80 sweeper are a delight for drivers, construction yard managers and service staff alike. The common rail engines with 31 kW (42 hp) or 26 kW (35 hp) and diesel particle filter are much cleaner than the exhaust emissions standard STAGE V demands. And this means that you can use these municipal vehicles anywhere you want, including in fine dust zones.

WRS 200 – the hot water professional


With your WRS 200 implement, you have a real all-rounder for tasks ranging from the large-scale removal of weeds using hot water, to high-pressure cleaning using cold and hot water, through to removing chewing gum. The WRS 200 is compatible with virtually all Kärcher municipal vehicles, e.g. MIC 42, MIC 70, MC 130.

How to read the machine names:


Model

MC = Municipal Cleaner
MIC = Municipal Implement Carrier


MUNICIPAL EQUIPMENT



	Price	Variable sweeping width (mm)	Waste hopper volume (l)	Max. area performance (m²/h)	Cleaning applications	Year-round use	All-wheel drive	Traction control	Individual brush control	Hydraulic high container emptying	Air conditioning	Heating	Page
Vacuum sweepers													
MC 130 Adv		1200-2400	1000	24000	■	■	■	■	■	■	□	■	699
MC 130 Plus		1200-2400	1000	24000	■	■	■	■	■	■	□	■	699
MC 80	■	550-1630	800	16300	■	-	-	-	■	■	□	■	701
MC 50 Adv Comfort		900-1400	500	14000	■	■	■	-	-	■	■	■	703
MC 50 Adv		900-1400	500	14000	■	■	■	-	-	■	-	■	703



	Price	Working width (mm)	Waste hopper volume (l)	Max. area performance (m²/h)	Indoor use	Outdoor use	15 l storage compartment	Traction drive, hydraulic	Coarse dirt flap	Electro start	Flashing beacon	Curb climbing aid	Page
Light waste vacuum cleaners													
IC 15/240 W Adv		100	240	-	-	■	■	■	■	■	■	■	705
IC 15/240 W		100	240	-	-	■	■	■	■	■	-	-	705



	Price	hp	Hydraulic system (l/min)	Total permissible weight (kg)	Year-round use	Air conditioning	Heating	Comfort seat	Traction control	Warning light	Safety belt	Page
Implement carriers												
MIC 84		84	0-120	5000	■	□	□	□	■	□	■	707
MIC 70		66	100	3500	■	□	□	□	□	□	■	709
MIC 50 Adv		50	80	3500	■	□	□	□	□	□	■	711
MIC 50		50	80	2600	■	□	□	□	□	□	■	711
MIC 42		42	40+20	2500	■	□	■	□	■	□	■	713
MIC 35	■	35	40 / 20	2500	■	□	■	□	■	□	■	713
MIC 34 C		34	40	1750	■	■	■	□	-	■	■	715
MIC 26 C Adv		26	40	1750	■	■	■	□	-	■	■	715

■ NEW ■ Included in the scope of supply. □ Available accessories.



ECONOMICAL USE ALL YEAR ROUND

Kärcher municipal sweepers deliver exceptional performance everywhere: On large areas, difficult surfaces, roads, paths, car parks, turfed areas and sports facilities. From spring cleaning to garden maintenance in summer and autumn, as well as winter jobs. Each of these robust machines with diverse implements forms an application-optimised solution in terms of power, operability and efficiency. And in turn, an investment that retains its value for years.



- 1 Robustness**

Drivers should be able to completely rely on their machines in any situation. To ensure that everything works perfectly even during difficult tasks, Kärcher only uses top-quality materials and components. The high level of quality of our implement carriers and vacuum sweepers facilitates regular maintenance and forms the basis of a long product service life. In combination with the latest user-friendly technology, our machines can cope with anything – from January through to December.

Safety

Kärcher does not compromise on safety. Whether on the road or during daily work routines – the modern assistance systems of our implement carriers and vacuum sweepers meet the highest safety requirements and ensure that work does not become a risk.

Convenience

Optimal freedom of movement: Kärcher offers the most spacious cabin in this machine class – a decisive advantage, not just during long periods of use. The vibration-cushioned cabin can be individually equipped and provides a healthy working environment with pleasantly reduced noise.



- 2 Flexible and compatible**

Kärcher municipal machines are profitable investments. Their built-in flexibility and broad range of applications mean they have many uses on a daily basis. The machines are always ready to use – regardless of the season, wind and weather, day or night. Fast implement changing and high transport speed reduce setup and non-productive times. Attention to detail and an efficient operating concept with excellent ergonomics result in effective working at low cost all year round.

3 Made in Germany

Kärcher implement carriers and vacuum sweepers are produced solely in Germany. Kärcher, a traditional family-owned company, has always maintained a close dialogue with municipalities and therefore always put its customers' specific requirements at the forefront of machine development.

4 Leasing and financing

Kärcher is on hand not only to offer you help and advice in selecting the right machine, but also to offer the appropriate financing model. Because for Kärcher, a good partnership means working successfully together with its customers. Place your trust in us!



Sweeping



Landscaping



Winter service



Wet cleaning

MIDDLE CLASS

2-seater machine for year-round use



Vacuum sweeper and implement carrier in one: Our MC 130 combines both of these functions in a single 3.5-tonne machine, which performs well in both large, open spaces and more confined spaces in town and city centres. And it goes without saying that it can be used all year round. It boasts a comfortable, two-seater cab and an intuitive operating concept, with two joysticks, an "eco" button and a central multifunctional display.



1 Kärcher multi-function display

- Directly integrated in the steering wheel rim, therefore visible to the driver at all times.
- Operating elements on the ergonomic armrest allow for convenient individual brush control.



2 Comfortable two-seat cab

- 360° visibility and pleasant cab climate.
- Hydrodynamic 4-fold suspension ensures low noise level and low-vibration driver comfort.



3 Quick-change system for implements

- Tool-free change of the implements mounted on the rear via hydraulic tipping frame.
- Brush system is removed using a trolley.



4 3.5-tonne class

- Suitable for footpath use thanks to a permissible total weight of 3.5 tonnes.
- A class B driving licence is sufficient for operation.

CONFIGURATION OPTIONS



MC 130 Adv			MC 130 Plus		
<div><div></div><div>■ Powerful, hydraulic all-wheel drive</div><div>■ Traction control with optional differential lock</div><div>■ Year-round use</div></div>			<div><div></div><div>■ Powerful, hydraulic all-wheel drive</div><div>■ Traction control with optional differential lock</div><div>■ Year-round use</div></div>		
Technical data					
Drive / Engine		4-cylinder diesel engine / Kubota		4-cylinder diesel engine with DPF / Kubota	
Power	kW / hp	36.5 / 50		48.6 / 66	
Exhaust emissions standard		STAGE IIIA		STAGE IIIB	
Speed	km/h	40		40	
Working width	mm	1200		1200	
Max. working width with 3 side brushes	mm	2600		2600	
Turning circle (inner)	mm	1210		1210	
Container capacity	l	1000		1000	
Fresh water tank	l	195		195	
Weight, empty	kg	2275		2275	
Total permissible weight	kg	3500		3500	
Dimensions (L × W × H)	mm	3950 × 1200 × 1990		3950 × 1200 × 1990	
Equipment					
Air conditioning system		<input type="checkbox"/>		<input type="checkbox"/>	
Multifunctional display		<input checked="" type="checkbox"/>		<input checked="" type="checkbox"/>	
Driver's seat		Configurable		Configurable	
3rd side brush		optional		optional	
Water recycling system		<input checked="" type="checkbox"/>		-	
High-pressure cleaner		<input type="checkbox"/>		<input type="checkbox"/>	
Wander hose		<input type="checkbox"/>		<input type="checkbox"/>	
Order no.		1.442-230.2		1.442-233.2	
Price					
■ Included in the scope of supply. □ Available accessories.					

■ Included in the scope of supply. □ Available accessories.

COMPACT CLASS



Clean. Powerful. Cost-effective.

With its compact design, excellent manoeuvrability, intuitive operating concept and spacious cab that offers outstanding comfort to its occupants, our MC 80 sweeper scores highly on all fronts. Not only this, but the 35-hp diesel engine with particle filter falls well within the limits set out in the EU STAGE V regulations that are due to come into force, which means that the machine can even be used in town and city centre areas where the emissions rules are particularly strict.



1 Intuitive operating concept from the 3.5 tonne class

- Operator terminal integrated ergonomically in the armrest for intuitive operation with simple symbols.
- Automatically in working operation at the touch of a button. Individual control of functions is also possible if needed.
- Individual control and lifting of brush increase precision.

2 Maximum operating comfort

- Largest cab in its class (1.45 m³ air volume), 360° panoramic view, ergonomic and clearly arranged.
- Windows on both sides, lockable storage compartment, USB charging port, bottle holder.
- Entry and exit on both sides for maximum flexibility when working.

3 The highest standard of sweeping

- Easy-to-install two-brush system with individual brush control and lifting.
- CFD-optimised 800 l waste container with water circulation system, 185 l fresh water tank for long work intervals.
- Optional 3rd side brush, e.g. for sweeping kerbs or weed brush for removing weeds.

4 Economical and environmentally friendly drive

- Common rail direct injection and diesel particulate filter lower the emission values below STAGE V.
- For applications in urban green zones.
- Lower fuel consumption protects the environment and lowers the operating costs.

CONFIGURATION OPTIONS



MC 80

- Large spacious cab with volume of 1.45 m³
- Environmentally friendly diesel engine with optional particulate filter
- Individual brush control and lifting

Technical data		
Drive / Engine		Three-cylinder diesel engine/Yanmar (DPF optional)
Power	kW / hp	26 / 35
Exhaust emissions standard		STAGE V ready
Speed	km/h	25
Working width		-
Max. working width with 3 side brushes	mm	2240
Turning circle (inner)	mm	910
Container capacity	l	800
Fresh water tank	l	185
Weight, empty	kg	1900
Total permissible weight	kg	2500
Dimensions (L x W x H)		3237 / 1070 / 1980
Equipment		
Air conditioning system		<input type="checkbox"/>
Multifunctional display		-
Driver's seat		Configurable
3rd side brush		optional
Water recycling system		<input type="checkbox"/>
High-pressure cleaner		<input type="checkbox"/>
Wander hose		<input type="checkbox"/>
Order no.		1.442-252.2
Price		

☐ Available accessories.

COMPACT CLASS

The agile, compact device for year-round use

Even adverse weather conditions and low temperatures do not harm the MC 50 Adv. Developed for year-round use, it offers optimal sweeping properties and extremely user-friendly handling. Implements such as the mower or snowplough and spreader can be changed in an instant without the need for any tools and – like the brush system – can be operated intuitively and easily using a hand-size joystick.



1 Parallelogram guided brush system

- Pendulum-suspended sweeper mechanism with load relief and hydraulic floating position for constant contact pressure.
- Optimal sweeping results, even on uneven ground.
- Low fuel and water consumption and reduction of exhaust gas quantity and operating noise.



3 Straight suction channel

- Minimises the risk of blockages.
- The suction tube between the suction mouth and the waste container can be extracted using two handles and with no need for tools.



4 Innovative vacuum technology

- The machine's innovative suction system was designed based on computer-aided CFD flow simulations.
- Robust, rust-free waste container with 500 litre capacity and 100 per cent fill level.



CONFIGURATION OPTIONS



MC 50 Adv Comfort			MC 50 Adv		
<div><div></div><div>■ Comfortable driver cabin</div><div>■ Heating</div><div>■ Air conditioning system</div></div>			<div><div></div><div>■ Prepared for year-round use</div><div>■ Sweeping, mowing, winter maintenance</div><div>■ Highly efficient vacuum system</div></div>		
Technical data					
Drive / Engine		4-stroke diesel engine / Yanmar		4-stroke diesel engine / Yanmar	
Power	kW / hp	19.2 / 26		19.2 / 26	
Exhaust emissions standard		STAGE IIIA		STAGE IIIA	
Speed	km/h	20		20	
Working width	mm	1400		1400	
Max. working width with 3 side brushes	mm	2000		2000	
Turning circle (inner)	mm	750		750	
Container capacity	l	500		500	
Fresh water tank	l	165		165	
Weight, empty	kg	1150		1150	
Total permissible weight	kg	1750		1750	
Dimensions (L × W × H)	mm	2960 × 1090 × 1970		2960 × 1090 × 1970	
Equipment					
Air conditioning system	<input type="checkbox"/>		-		
Multifunctional display	-		-		
Driver's seat	Configurable		Configurable		
3rd side brush	optional		optional		
Water recycling system	<input type="checkbox"/>		<input type="checkbox"/>		
High-pressure cleaner	<input type="checkbox"/>		<input type="checkbox"/>		
Wander hose	<input type="checkbox"/>		<input type="checkbox"/>		
Order no.	1.442-204.2		1.442-204.2		
Price					

□ Available accessories.

LIGHT WASTE VACUUM CLEANER.

Great suction power for small areas

Ideal for grassed and hard surfaces in industrial and municipal facilities: the walk-behind IC 15/240 W litter vacuum deposits leaves and refuse, e.g. large PET bottles in a standard refuse bin.



1 One-hand operation via drawbar

- Easy machine handling and control – one hand is always free.



2 Hydrostatic, maintenance-free traction drive (forwards/backwards)

- Comfortable working even on gradients; easy to transport.



3 Designed for standard refuse bin (240 l), available worldwide

- Easy disposal by changing refuse bins.

TECHNICAL DATA AND EQUIPMENT

IC 15/240 W Adv			IC 15/240 W		
			<div><div><div>■ Hydraulic traction drive with forward and reverse gears.</div><div>■ Suction pipe with arm-guide</div><div>■ Public-service equipment (flashing beacon, fine dust filter, curb climbing aid)</div></div><div><div>■ Hydraulic traction drive with forward and reverse gears</div><div>■ Suction pipe with arm-guide</div></div></div>		
Technical data					
Power	kW	4		4	
Working speed	km/h	6		6	
Operating hours on one tankful	h	2.5		2.5	
Container capacity	l	240		240	
Load capacity	kg	70		70	
Working width	mm	100		100	
Climbing ability	%	15		15	
Equipment					
Suction hose with suction tube		■		■	
Elapsed time counter		■		■	
240-litre rubbish bin		■		■	
Lockable storage compartment		■		■	
Electro start		■		■	
Hinged bulk waste flap		■		■	
Flashing beacon		■		-	
Curb climbing aid		■		-	
Polyester flat pleated filter		■		-	
Order no.		1.183-904.0		1.183-903.0	
Price					
■ Included in the scope of supply.					
Accessories					
Product name	Order no.	Description			Price
Blow tube with parison	2.850-831.0	For blow-sweeping leaves and light debris.			
Fine dust filter (kit)	2.850-832.0	For dust-free working.			
Holding machine for rubbish bags	2.850-845.0	Easy refuse bag filling and removal.			

HEAVY IMPLEMENT CARRIERS

The beefy powerhouse

Do you need a machine offering ultimate power that can be finely adjusted to suit any task? The MIC 84 makes work easier. This powerful and versatile machine can be used for additional applications in municipal use such as asphalt milling or removing weeds using hot steam and can be fitted with a front loader. The extreme power of this machine can be infinitely adjusted via a potentiometer to suit the particular implement used.



1 Comfort features

- The spacious cab, clear overview, and pneumatic heated seat guarantee a high level of comfort.
- The low noise level is pleasant for the driver and the environment.



2 Central multifunction display

- Engine speed, speed, temperature, driving mode, and fuel levels can be viewed at a glance.



3 Variable power

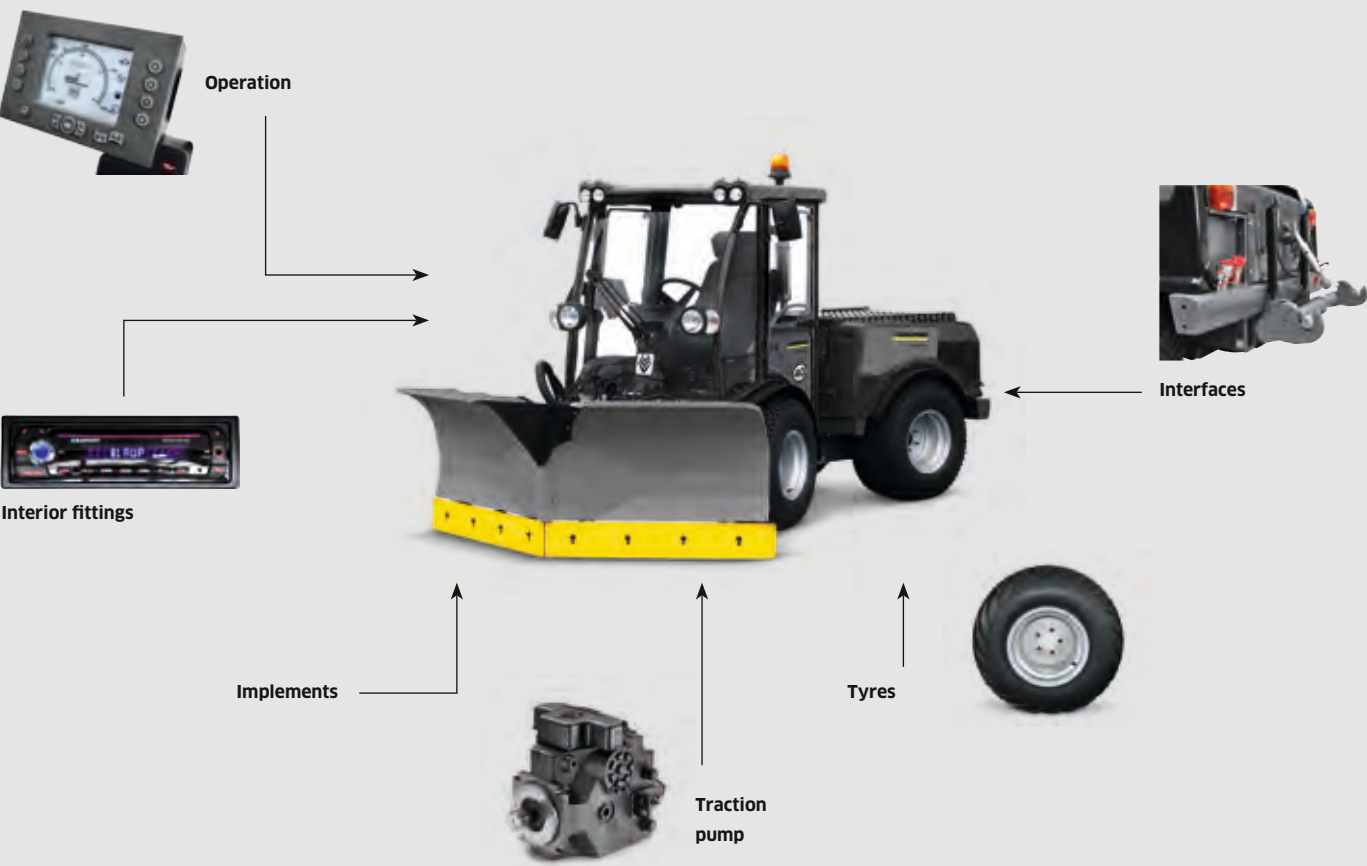
- Variable hydraulic system.
- Preprogrammed programmes for front loader, mowing unit and winter service implements.



4 Numerous implements for an extremely wide range of applications

- Suitable for year-round use for lawn-mowing, winter service, and transport.
- Preset programs for front loader, snow blades, mower, cylinder mower, and other implements.

CONFIGURATION OPTIONS



MIC 84

- Efficient 2-speed traction drive
- Powerful, hydraulic all-wheel drive
- Traction control

Technical data		
Drive / Engine		4-cylinder diesel engine / Kubota
Power	kW / hp	61.7 / 84
Exhaust emissions standard		STAGE IIIA
Speed	km/h	40
Working speed	km/h	20
Fuel tank	l	78
Turning circle (inner)	mm	1500
Weight, empty	kg	2562
Total permissible weight	kg	5000
Dimensions (L x W x H)	mm	3215 x 1590 x 2130
Equipment		
Air conditioning system		<input type="checkbox"/>
Heating		<input type="checkbox"/>
Driver's seat		Configurable
Heated windscreen		-
Sweeping system		-
Hydraulic tilting frame		-
Load damping		<input type="checkbox"/>
Front loader		<input type="checkbox"/>
Order no.		1.442-012.2
Price		

☐ Available accessories.

MIDDLE CLASS

MUNICIPAL
EQUIPMENT




Full power, all year round

A small powerhouse for really big jobs: 20 hp more power than the MIC 50 gives the compact MIC 70 the necessary power for numerous applications using heavy implements, e.g. the front loader developed by Kärcher. In addition, the 4-cylinder diesel engine with 66 hp has a soot particle filter for lower exhaust emissions as standard.



1 High hydraulic power

- A powerful tandem pump (100 l/min) drives even the heaviest implements with ease.
- The power output can be distributed between front and rear (50 + 50 l/min front or 50 + 50 l/min rear).



2 Low-emission engine

- Economical and powerful 4-cylinder Kubota common rail diesel engine with 48.6 kW (66 HP).
- Exhaust gas treatment and diesel particulate filter mean that it can be certified in accordance with STAGE IIIB and Tier 4 Final.



3 Central display

- The working hydraulics are adjusted using the central display.
- Display of driving speed and regeneration phase of the diesel particulate filter.



4 Quick-change system for implements

- Quick-change system via hydraulic tilting frame for implements mounted on the rear.
- Tool-free, rapid mounting and removing by one person, with virtually no force required.

CONFIGURATION OPTIONS



MIC 70

■ Efficient 2-speed traction drive

■ Powerful, hydraulic all-wheel drive

■ Traction control with optional differential lock

Technical data

Drive / Engine		4-cylinder diesel engine with DPF / Kubota
Power	kW / hp	48 / 66
Exhaust emissions standard		STAGE IIIB
Speed	km/h	40
Working speed	km/h	20
Fuel tank	l	50
Turning circle (inner)	mm	1148
Weight, empty	kg	1785
Total permissible weight	kg	3500
Dimensions (L × W × H)	mm	2947 × 1368 × 1998

Equipment

Air conditioning system	<input type="checkbox"/>
Heating	<input type="checkbox"/>
Driver's seat	Configurable
Heated windscreen	<input type="checkbox"/>
Sweeping system	-
Hydraulic tilting frame	<input checked="" type="checkbox"/>
Load damping	<input type="checkbox"/>
Front loader	<input type="checkbox"/>
Order no.	1.442-240.2
Price	

☐ Available accessories.

MIDDLE CLASS



Compact can be powerful

The MIC 50 is a compact implement carrier in the 3.5 tonne class especially developed for municipal use and is suitable for on-road and off-road use. A working width of up to 3 metres is possible for mowing. Customise your MIC 50. Only the vehicle chassis and cabin are always the same. Traction drive, wheels and hydraulic system can be individually combined.



1 High-quality components

- Removable motor housing provides easy access to all components for maintenance purposes.



2 Clearly visible and comfortable

- Implements and the immediate environment are visible at all times.
- A spacious cab and low operating noise provide for maximum operator comfort.



3 Compact in all dimensions

- Small external dimensions make it suitable for use on footpaths.



4 Quick-change system for implements

- Tool-free, quick change of implements.

CONFIGURATION OPTIONS



	MIC 50 Adv	MIC 50
	<ul style="list-style-type: none">■ 2-speed traction drive■ Powerful, hydraulic all-wheel drive■ Traction control with optional differential lock	<ul style="list-style-type: none">■ 1-speed traction drive■ Powerful, hydraulic all-wheel drive■ Traction control
Technical data		
Drive / Engine	4-cylinder diesel engine / Kubota	
Power	kW / hp	36.5 / 50
Exhaust emissions standard	STAGE IIIA	
Speed	km/h	40
Working speed	km/h	20
Fuel tank	l	50
Turning circle (inner)	mm	1148
Weight, empty	kg	1655
Total permissible weight	kg	3500
Dimensions (L x W x H)	mm	2848 x 1368 x 1998
Equipment		
Air conditioning system	<input type="checkbox"/>	<input type="checkbox"/>
Heating	<input type="checkbox"/>	<input type="checkbox"/>
Driver's seat	Configurable	Configurable
Heated windscreen	<input type="checkbox"/>	<input type="checkbox"/>
Sweeping system	-	-
Hydraulic tilting frame	<input type="checkbox"/>	<input type="checkbox"/>
Load damping	<input type="checkbox"/>	<input type="checkbox"/>
Front loader	<input type="checkbox"/>	<input type="checkbox"/>
Order no.	1.442-220.2	1.442-220.2
Price		

☐ Available accessories.

COMPACT CLASS

MUNICIPAL
EQUIPMENT



Whatever needs doing, consider it done. Even in low-emission zones

With its generously proportioned, 1.45 m³ cab, all-round visibility, intuitive operating concept and integrated quick-change system, it is rare to find such a comfortable, user-friendly workstation. The environmentally friendly engine, which even complies with the STAGE-V exhaust emissions standard, enables our economical MIC 35/42 implement carrier to be used even in low-emission zones, where it effortlessly tackles all kinds of municipal jobs.



1 Economical and environmentally friendly drive

- Common rail direct injection and diesel particulate filter lower the emission values below STAGE V.
- For applications in urban green zones.
- Lower fuel consumption protects the environment and lowers the operating costs.



2 Integrated quick-change system

- Mounting of front implements via standard coupling triangle KAT Municipal.
- Replacement of implements at the rear using quick-change system with hydraulic tilting frame.
- Optional multi-coupler system for fast and drip-free connection of hydraulics.



3 Maximum operating comfort

- Largest cab in its class (1.45 m³ air volume), 360° panoramic view, ergonomic and clearly arranged.
- Windows on both sides, lockable storage compartment, USB charging port, bottle holder.



4 Extremely easy to maintain

- The high-quality components allow very long maintenance intervals of 500 hours.
- Access to all maintenance components possible without the need for any tools, e.g. via the swing-out motor cover.
- The cooler can be put in a defined maintenance position for cleaning.

CONFIGURATION OPTIONS



MIC 42		MIC 35
■ 42 HP diesel engine with up to 60 l hydraulic output ■ Quick-change concept for front- and rear-mounted implements ■ Year-round use		■ Powerful, hydraulic all-wheel drive ■ Quick-change concept for front- and rear-mounted implements ■ Year-round use
Technical data		
Drive / Engine	Three-cylinder diesel engine with DPF/Yanmar	
Power	kW / hp	31 / 42
Exhaust emissions standard	STAGE V ready	
Speed	km/h	25
Working speed	km/h	25
Fuel tank	l	41
Turning circle (inner)	mm	910
Weight, empty	kg	1400
Total permissible weight	kg	2500
Dimensions (L x W x H)	mm	3085 x 1070 x 1980
Equipment		
Air conditioning system	■	□
Heating	■	■
Driver's seat	Comfort with air suspension	
Heated windscreen	-	-
Sweeping system	□	□
Hydraulic tilting frame	■	□
Load damping	□	□
Front loader	-	-
Order no.	1.442-250.2	1.442-251.2
Price		

■ Included in the scope of supply. □ Available accessories.

COMPACT CLASS

Powerful machine – to make your work easier

Where it is not possible to use large vehicles, it is time for our implement carriers MIC 26 C and MIC 34 C. Their slim design makes these perfect for paths or in parks – without compromising the power or performance. With its powerful 24 kW turbo diesel engine, the MIC 34 C also easily tackles energetic tasks such as mowing with grass pick-up or weed removal.



1 Robust power transmission

- Powerful working hydraulics adapted to the motor rating.
- Enables mowing with grass collection as well as weed removal in a single pass.

2 Powerful and durable

- The 34-HP turbo diesel engine taps into a wide range of potential possible applications.
- The 40-litre working hydraulics also easily drive power-intensive implements such as snow throwers and mowers.
- A second hydraulic circuit increases the versatility of the machine.

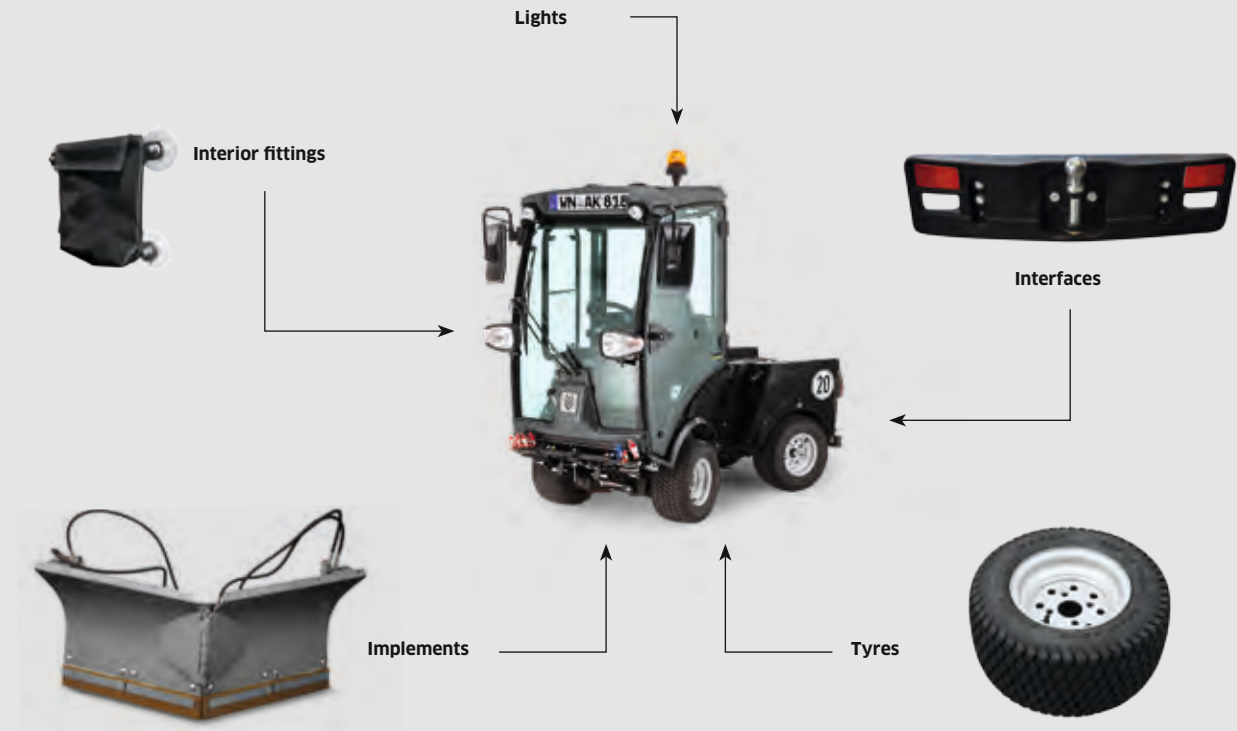
3 Quick-change system for implements

- Quick-change system for tool-free changeover of various implements by just one person.
- Switch from sweeper to mower or winter vehicle in less than five minutes.

4 Air conditioning system

- Optimal room climate in all weathers with air-conditioning, heating, and rotating air nozzles.

CONFIGURATION OPTIONS



	MIC 34 C	MIC 26 C Adv
	<div><div>■ Comfortable driver cabin</div><div>■ Heating</div><div>■ Air conditioning system</div></div>	<div><div>■ Comfortable driver cabin</div><div>■ Heating</div><div>■ Air conditioning (optional)</div></div>
Technical data		
Drive / Engine	4-stroke diesel engine / Kubota	
Power	kW / hp	24 / 34
Exhaust emissions standard	STAGE IIIA	
Speed	km/h	20
Working speed	km/h	20
Fuel tank	l	37
Turning circle (inner)	mm	750
Weight, empty	kg	950
Total permissible weight	kg	1750
Dimensions (L x W x H)	mm	2470 x 1090 x 1970
Equipment		
Air conditioning system	■	-
Heating	■	■
Driver's seat	Configurable	Configurable
Heated windscreen	-	-
Sweeping system	■	■
Hydraulic tilting frame	-	-
Load damping	-	-
Front loader	-	-
Order no.	1.442-214.2	1.442-211.2
Price		

■ Included in the scope of supply.

WRS 200



Mobile weed removal and high-pressure cleaning

A machine for various professional cleaning tasks and extraordinary mobility. When combined with a Kärcher municipal vehicle, weeds can be removed using hot water and professional hot water high-pressure cleaning even in the most remote places.



- 1 Suitable for diverse tasks on the move**
- Targeted, efficient weed removal using hot water: Automatically using the front bar or manually with the hand lance.
 - Professional cold and hot water high-pressure cleaning.
 - Efficient removal of chewing gum residue on hard floor coverings.



- 2 Compact design**
- Reduced risk of damage since the vehicle rear remains visible in the exterior mirror even when driving round corners.
 - Thanks to its high manoeuvrability, the machine can also be easily used in narrow and tight spaces.
 - Does not affect the machine width regardless of the carrier vehicle used.



- 3 Low vehicle centre of gravity**
- Quick assembly via coupling triangle on the vehicle rear for optimum weight distribution.
 - The low vehicle centre of gravity ensures comfortable handling when driving on the road.
 - Water tanks up to a volume of 800 litres are possible depending on the carrier vehicle.



- 4 Highly efficient periods of work**
- The highly efficient burner is ready to use in no time at all.
 - Features tried-and-tested efficient Kärcher burner technology for low fuel consumption.
 - Powerful Kärcher high-pressure pump for working pressures of up to 200 bar.

TECHNICAL DATA AND EQUIPMENT

WRS 200		
<div><div></div><div></div><div></div><div></div><div></div><div></div><div></div><div></div><div></div><div></div><div></div><div></div><div></div><div></div><div></div><div></div><div></div><div></div><div></div><div></div><div></div><div></div><div></div><div></div><div></div><div></div><div></div><div></div><div></div><div></div><div></div><div></div><div></div><div></div><div></div><div></div><div></div><div></div><div></div><div></div><div></div><div></div><div></div><div></div><div></div><div></div><div></div><div></div><div></div><div></div><div></div><div></div><div></div><div></div><div></div><div></div><div></div><div></div><div></div><div></div><div></div><div></div><div></div><div></div><div></div><div></div><div></div><div></div><div></div><div></div><div></div><div></div><div></div><div></div><div></div><div></div><div></div><div></div><div></div><div></div><div></div><div></div><div></div><div></div><div></div><div></div><div></div><div></div><div></div><div></div><div></div><div></div><div></div><div></div><div></div><div></div><div></div><div></div><div></div><div></div><div></div><div></div><div></div><div></div><div></div><div></div><div></div><div></div><div></div><div></div><div></div><div></div><div></div><div></div><div></div><div></div><div></div><div></div><div></div><div></div><div></div><div></div><div></div><div></div><div></div><div></div><div></div><div></div><div></div><div></div><div></div><div></div><div></div><div></div><div></div><div></div><div></div><div></div><div></div><div></div><div></div><div></div><div></div><div></div><div></div><div></div><div></div><div></div><div></div><div></div><div></div><div></div><div></div><div></div><div></div><div></div><div></div><div></div><div></div><div></div><div></div><div></div><div></div><div></div><div></div><div></div><div></div><div></div><div></div><div></div><div></div><div></div><div></div><div></div><div></div><div></div><div></div><div></div><div></div><div></div><div></div><div></div><div></div><div></div><div></div><div></div><div></div><div></div><div></div><div></div><div></div><div></div><div></div><div></div><div></div><div></div><div></div><div></div><div></div><div></div><div></div><div></div><div></div><div></div><div></div><div></div><div></div><div></div><div></div><div></div><div></div><div></div><div></div><div></div><div></div><div></div><div></div><div></div><div></div><div></div><div></div><div></div><div></div><div></div><div></div><div></div><div></div><div></div><div></div><div></div><div></div><div></div><div></div><div></div><div></div><div></div><div></div><div></div><div></div><div></div><div></div><div></div><div></div><div></div><div></div><div></div><div></div><div></div><div></div><div></div><div></div><div></div><div></div><div></div><div></div><div></div><div></div><div></div><div></div><div></div><div></div><div></div><div></div><div></div><div></div><div></div><div></div><div></div><div></div><div></div><div></div><div></div><div></div><div></div><div></div><div></div><div></div><div></div><div></div><div></div><div></div><div></div><div></div><div></div><div></div><div></div><div></div><div></div><div></div><div></div><div></div><div></div><div></div><div></div><div></div><div></div><div></div><div></div><div></div><div></div><div></div><div></div><div></div><div></div><div></div><div></div><div></div><div></div><div></div><div></div><div></div><div></div><div></div><div></div><div></div><div></div><div></div><div></div><div></div><div></div><div></div><div></div><div></div><div></div><div></div><div></div><div></div><div></div><div></div><div></div><div></div><div></div><div></div><div></div><div></div><div></div><div></div><div></div><div></div><div></div><div></div><div></div><div></div><div></div><div></div><div></div><div></div><div></div><div></div><div></div><div></div><div></div><div></div><div></div><div></div><div></div><div></div><div></div><div></div><div></div><div></div><div></div><div></div><div></div><div></div><div></div><div></div><div></div><div></div><div></div><div></div><div></div><div></div><div></div><div></div><div></div><div></div><div></div><div></div><div></div><div></div><div></div><div></div><div></div><div></div><div></div><div></div><div></div><div></div><div></div><div></div><div></div><div></div><div></div><div></div><div></div><div></div><div></div><div></div><div></div><div></div><div></div><div></div><div></div><div></div><div></div><div></div><div></div><div></div><div></div><div></div><div></div><div></div><div></div><div></div><div></div><div></div><div></div><div></div><div></div><div></div><div></div><div></div><div></div><div></div><div></div><div></div><div></div><div></div><div></div><div></div><div></div><div></div><div></div><div></div><div></div><div></div><div></div><div></div><div></div><div></div><div></div><div></div><div></div><div></div><div></div><div></div><div></div><div></div><div></div><div></div><div></div><div></div><div></div><div></div><div></div><div></div><div></div><div></div><div></div><div></div><div></div><div></div><div></div><div></div><div></div><div></div><div></div><div></div><div></div><div></div><div></div><div></div><div></div><div></div><div></div><div></div><div></div><div></div><div></div><div></div><div></div><div></div><div></div><div></div><div></div><div></div><div></div><div></div><div></div><div></div><div></div><div></div><div></div><div></div><div></div><div></div><div></div><div></div><div></div><div></div><div></div><div></div><div></div><div></div><div></div><div></div><div></div><div></div><div></div><div></div><div></div><div></div><div></div><div></div><div></div><div></div><div></div><div></div><div></div><div></div><div></div><div></div><div></div><div></div><div></div><div></div><div></div><div></div><div></div><div></div><div></div><div></div><div></div><div></div><div></div><div></div><div></div><div></div><div></div><div></div><div></div><div></div><div></div><div></div><div></div><div></div><div></div><div></div><div></div><div></div><div></div><div></div><div></div><div></div><div></div><div></div><div></div><div></div><div></div><div></div><div></div><div></div><div></div><div></div><div></div><div></div><div></div><div></div><div></div><div></div><div></div><div></div><div></div><div></div><div></div><div></div><div></div><div></div><div></div><div></div><div></div><div></div><div></div><div></div><div></div><div></div><div></div><div></div><div></div><div></div><div></div><div></div><div></div><div></div><div></div><div></div><div></div><div></div><div></div><div></div><div></div><div></div><div></div><div></div><div></div><div></div><div></div><div></div><div></div><div></div><div></div><div></div><div></div><div></div><div></div><div></div><div></div><div></div><div></div><div></div><div></div><div></div><div></div><div></div><div></div><div></div><div></div><div></div><div></div><div></div><div></div><div></div><div></div><div></div><div></div><div></div><div></div><div></div><div></div><div></div><div></div><div></div><div></div><div></div><div></div><div></div><div></div><div></div><div></div><div></div><div></div><div></div><div></div><div></div><div></div><div></div><div></div><div></div><div></div><div></div><div></div><div></div><div></div><div></div><div></div><div></div><div></div><div></div><div></div><div></div><div></div><div></div><div></div><div></div><div></div><div></div><div></div><div></div><div></div><div></div><div></div><div></div><div></div><div></div><div></div><div></div><div></div><div></div><div></div><div></div><div></div><div></div><div></div><div></div><div></div><div></div><div></div><div></div><div></div><div></div><div></div><div></div><div></div><div></div><div></div><div></div><div></div><div></div><div></div><div></div><div></div><div></div><div></div><div></div><div></div><div></div><div></div><div></div><div></div><div></div><div></div><div></div><div></div><div></div><div></div><div></div><div></div><div></div><div></div><div></div><div></div><div></div><div></div><div></div><div></div><div></div><div></div><div></div><div></div><div></div><div></div><div></div><div></div><div></div><div></div><div></div><div></div><div></div><div></div><div></div><div></div><div></div><div></div><div></div><div></div><div></div><div></div><div></div><div></div><div></div><div></div><div></div><div></div><div></div><div></div><div></div><div></div><div></div><div></div><div></div><div></div><div></div><div></div><div></div><div></div><div></div><div></div><div></div><div></div><div></div><div></div><div></div><div></div><div></div><div></div><div></div><div></div><div></div><div></div><div></div><div></div><div></div><div></div><div></div><div></div><div></div><div></div><div></div><div></div><div></div><div></div><div></div><div></div><div></div><div></div><div></div><div></div><div></div><div></div><div></div><div></div><div></div><div></div><div></div><div></div><div></div><div></div><div></div><div></div><div></div><div></div><div></div><div></div><div></div><div></div><div></div><div></div><div></div><div></div><div></div><div></div><div></div><div></div><div></div><div></div><div></div><div></div><div></div><div></div><div></div><div></div><div></div><div></div><div></div><div></div><div></div><div></div><div></div><div></div><div></div><div></div><div></div><div></div><div></div><div></div><div></div><div></div><div></div><div></div><div></div><div></div><div></div><div></div><div></div><div></div><div></div><div></div><div></div><div></div><div></div><div></div><div></div><div></div><div></div><div></div><div></div><div></div><div></div><div></div><div></div><div></div><div></div><div></div><div></div><div></div><div></div><div></div><div></div><div></div><div></div><div></div><div></div><div></div><div></div><div></div><div></div><div></div><div></div><div></div><div></div><div></div><div></div><div></div><div></div><div></div><div></div><div></div><div></div><div></div><div></div><div></div><div></div><div></div><div></div><div></div><div></div><div></div><div></div><div></div><div></div><div></div><div></div><div></div><div></div><div></div><div></div><div></div><div></div><div></div><div></div><div></div><div></div><div></div><div></div><div></div><div></div><div></div><div></div><div></div><div></div><div></div><div></div><div></div><div></div><div></div><div></div><div></div><div></div><div></div><div></div><div></div><div></div><div></div><div></div><div></div><div></div><div></div><div></div><div></div><div></div><div></div><div></div><div></div><div></div><div></div><div></div><div></div><div></div><div></div><div></div><div></div><div></div><div></div><div></div><div></div><div></div><div></div><div></div><div></div><div></div><div></div><div></div><div></div><div></div><div></div><div></div><div></div><div></div><div></div><div></div><div></div><div></div><div></div><div></div><div></div><div></div><div></div><div></div><div></div><div></div><div></div><div></div><div></div><div></div><div></div><div></div><div></div><div></div><div></div><div></div><div></div><div></div><div></div><div></div><div></div><div></div><div></div><div></div><div></div><div></div><div></div><div></div><div></div><div></div><div></div><div></div><div></div><div></div><div></div><div></div><div></div><div></div><div></div><div></div><div></div><div></div><div></div><div></div><div></div><div></div><div></div><div></div><div></div><div></div><div></div><div></div><div></div><div></div><div></div><div></div><div></div><div></div><div></div><div></div><div></div><div></div><div></div><div></div><div></div><div></div><div></div><div></div><div></div><div></div><div></div><div></div><div></div><div></div><div></div><div></div><div></div><div></div><div></div><div></div><div></div><div></div><div></div><div></div><div></div><div></div><div></div><div></div><div></div><div></div><div></div><div></div><div></div><div></div><div></div><div></div><div></div><div></div><div></div><div></div><div></div><div></div><div></div><div></div><div></div><div></div><div></div><div></div><div></div><div></div><div></div><div></div><div></div><div></div><div></div><div></div><div></div><div></div><div></div><div></div><div></div><div></div><div></div><div></div><div></div><div></div><div></div><div></div><div></div><div></div><div></div><div></div><div></div><div></div><div></div><div></div><div></div><div></div><div></div><div></div><div></div><div></div><div></div><div></div><div></div><div></div><div></div><div></div><div></</div></div>		

VACUUM SWEEPERS AND MUNICIPAL IMPLEMENT CARRIERS IN USE



MIC 34 C, sweeping



MIC 34 C, winter service



MIC 42, flail mower



MC 130, sweeping



MIC 84, mowing-suction combination



MIC 84, mounted spreader



MIC 34 C, weed brush



MIC 50, watering system



MIC 50, front sweeper



MC 130, Vario snow plough



MIC 84, front extension arm



MIC 42, snow plough



MIC 42, rotary mower



MIC 50, weed removal



MIC 50, V-plough



MC 130, scrubbing deck



MIC 84, weed brush



MIC 84, snow thrower



MC 80, sweeping system



MIC 50, sickle mower



MIC 50, rear-mounted spreader



MIC 84, sickle mower



MIC 84, asphalt cutter



MIC 84, front loader

EVERYTHING FOR A CLEAN VEHICLE

You know what you want: The ideal system for cleaning cars and commercial vehicles, inside and out – designed to be highly efficient, have a long service life, produce perfect cleaning results, consume little water and be eco-friendly. Our wash systems are just what you need: tailored precisely to suit your requirements.



Table of contents: Wash systems

Gantry car washes	Page 730
Commercial vehicle washes	Page 734
Self-service wash systems	Page 738
Steel framework for self-service wash bays	Page 744
Central vacuum systems	Page 745
Self-service vacuum cleaners	Page 746
Forecourt units	Page 748
Cleaning and care agents	Page 874



CWB 3 Klean!Star iQ. MORE SKILL. MORE TO OFFER. HIGHER IQ.





With our CWB 3 Klean!Star iQ three-brush gantry car wash, vehicle washing becomes an experience. With innovative and unique functions which will impress even the most demanding customers of this premium gantry. And with a large range of different designs – through to a fully customised version.

CWB 3 Klean!Star. OFFER MORE. ACHIEVE MORE. BE MORE.


Our CWB 3 Klean!Star iQ three-brush gantry car wash boasts extensive equipment options along with excellent performance when washing and drying. It is an attractive solution for virtually any site, particularly if the focus is on costs.

OVERVIEW


Wash systems from Kärcher: we offer a system to suit any location and requirements. Sophisticated, efficient, powerful and tailored to your specific needs.


































	Price	Order no.	Number of brushes	Wash heights (mm)	Fresh water connection (l/min, bar)	Power supply (Ph / V / Hz)	Page
	Gantry car washes						
		on request	3	2900 / 2800 / 2700 2600 / 2500 / 2400 2300 / 2200 / 2100	80, 4	3 / 400 / 50	727
		on request	3	2900 / 2800 / 2700 2600 / 2500 / 2400 2300 / 2200 / 2100	80, 4	3 / 400 / 50	729
		on request	5	2800 / 2500 / 2300	100, 4-6	3 / 400 / 50	731
		on request	3	2800 / 2500 / 2300	min. 50, 4-6	3 / 400 / 50	733
	Commercial vehicle washes						
		on request	3	5050	100, 4-6	3 / 400 / 50	735
		on request	3	4600	100, 4-6	3 / 400 / 50	735
		on request	3	4250	100, 4-6	3 / 400 / 50	735
		on request	3	3600	100, 4-6	3 / 400 / 50	735
		1.826-405.0 1.826-415.0 1.826-425.0	1	4205	80, 3-6	3 / 400 / 50 3 / 230 / 50 1 / 240 / 50	737
		1.826-205.0 1.826-215.0	1	3645	80, 3-6	3 / 400 / 50 3 / 230 / 50	737

 NEW

	Price	Order no.	Number of wash bays	Flow rate (l/h)*	Working pressure (bar)	Operating temperature (°C)	Hot water temperature (°C)	Power supply (Ph / V / Hz)	Page
	Self-service wash systems								
		on request	4-8	900 / 500	120 / 100	max. 40	max. 60	3 / 400 / 50	739
		on request	2-4	900 / 500	120 / 100	max. 40	max. 60	3 / 400 / 50	741
		1.319-000.2	1-2	900 / 500	120 / 100	-20 to +40	max. 40	3 / 400 / 50	743

* Per pump.

	Price	Order no.	Number of vacuuming bays	Air flow rate (l/s)	Vacuum (mbar)	Dirt container capacity (l)	Power input (kW)	Sound pressure level dB(A)	Power supply (Ph / V / Hz)	Dimensions (L × W × H in mm)	Page
	Self-service vacuum cleaners										
	SB VC 2 Ec	1.070-003.2	2	2 × 60	2 × 244	2 × 36	2 × 1.38	65	1 / 230 / 50 / 60	600 × 1220 × 2200	747
	SB VC 1 Ec	1.070-003.2	1	60	244	36	1.38	62	1 / 230 / 50 / 60	600 × 850 × 2200	747
	SB VC 2	1.070-003.2	2	2 × 74	2 × 254	2 × 36	2 × 1.38	63	1 / 230 / 50 / 60	600 × 1220 × 2200	747
	SB VC 1	1.070-003.2	1	74	254	36	1.38	60	1 / 230 / 50 / 60	600 × 850 × 2200	747

	Price	Order no.	Power input (kW)	Protection class (IP)	Power supply (Ph / V / Hz)	Dimensions (L × W × H in mm)	Frost protection	Calibration*	Storage compartment	Start button	Electronic coin acceptor	Page
	Forecourt units											
	AWT-C Fp	1.534-913.0	0.45	44	1 / 230 / 50	423 × 423 × 1550						749
	AWT-C	1.534-912.0	0.45	44	1 / 230 / 50	423 × 423 × 1550						749
	AWT Fp	1.534-903.0	0.45	44	1 / 230 / 50	423 × 423 × 1550						749
	AWT	1.534-902.0	0.45	44	1 / 230 / 50	423 × 423 × 1550						749
	AT-C Fp	1.534-911.0	0.45	44	1 / 230 / 50	423 × 423 × 1550						749
	AT-C	1.534-910.0	0.45	44	1 / 230 / 50	423 × 423 × 1550						749
	AT Fp	1.534-901.0	0.45	44	1 / 230 / 50	423 × 423 × 1550						749
	AT	1.534-900.0	0.45	44	1 / 230 / 50	423 × 423 × 1550						749
	PT Fp	1.534-909.0	0.30	44	1 / 230 / 50	423 × 423 × 1550						749
	PT	1.534-908.0	0.30	44	1 / 230 / 50	423 × 423 × 1550						749
	SB F M80 S	1.534-905.0	0.40	44	1 / 230 / 50	1511 × 531 × 1071						749
	SB F M80	1.534-904.0	0.40	44	1 / 230 / 50	1097 × 531 × 1071						749
	SB F M80 3 S	1.534-907.0	0.40	44	3 / 400 / 50	1511 × 531 × 1071						749
	SB F M80 3	1.534-906.0	0.40	44	3 / 400 / 50	1097 × 531 × 1071						749
	SB F M80 Sm S 	1.534-915.0	0.40	44	1 / 230 / 50	1511 × 531 × 1071						749
	SB F M80 Sm 	1.534-914.0	0.40	44	1 / 230 / 50	1097 × 531 × 1071						749

 NEW

 Included in the scope of supply.

* Please check whether a calibrated machine is required according to legislation in the country of use.



1 Gantry car washes

A machine concept that is well thought-out in every detail and combines excellent reliability and minimum maintenance with optimum accessibility and easy operation. The system can be individually adapted to local conditions and specific customer requirements.



2 Commercial vehicle washes

There are no compromises when it comes to operating commercial vehicle washes. The use of hot-dip galvanised steel constructions, belt drives, direct drives and intelligent Can Bus controls makes these Kärcher systems reliable, efficient and durable. The equipment and operation of the system can be tailored to individual customer requirements.

3 Self-service wash systems

With our self-service wash systems you get the ideal cleaning solution for a fast, gentle manual vehicle wash. And if it's perfection you're after, take a look at our steel framework, central vacuum cleaners, self-service vacuum cleaners and forecourt units.

3-BRUSH GANTRY



Highest standards. Easily met

Nearly everything can be better. Many customers know this and therefore always expect more. They want more performance, more functions and, of course, everything tailor-made for their own vehicle. With our CWB 3 Klean!Star iQ premium gantry car wash, you are already meet these high standards.



1 At first glance: quality and design

- Available in eight further colours in addition to the Kärcher design.
- The front doors are available in three different designs: either with or without a washing phase indication or as a custom design in line with customer requirements.



2 Taller. Wider. Better

- There is a continuing trend for vehicles to be taller and wider.
- The Klean!Star iQ is wider at mirror and wheel height.



3 Clever savings conserve resources


- The brushes are supplied with reclaim water in the second pass and with fresh water only in the rinsing process.
- Full cleaning performance at lower operating costs.



4 Clever frame concept

- Time-saving and safe assembly.
- Low installation costs.

CONFIGURATION OPTIONS



CWB 3 Klean!Star iQ		
Technical data		
Wash height	mm	2900 / 2800 / 2700 / 2600 / 2500 / 2400 / 2300 / 2200 / 2100
Plant height incl. roof brush splash guard	mm	3730 / 3630 / 3530 / 3430 / 3330 / 3230 / 3130 / 3030 / 2930
Drive through width at mirror height	mm	2450
Fresh water connection	l/min, bar	80, 4
Power supply	Ph / V / Hz	3 / 400 / 50



K!Brush iQ
Every brush segment adapts individually to the relevant vehicle contour – for optimum washing results even with challenging contours. With CareTouch brushes and K!Back iQ.



K!Back iQ
For optimum cleaning of the vehicle rear, the side brushes swivel out behind the vehicle at 90°, tilt by 15° and adapt perfectly to the contours.



K!Planet iQ
Gentle and efficient, even on the most stubborn dirt: planetary gear washer for thorough rim cleaning.



K!Dry iQ
High performance roof drier with nozzle bars that swivel by +/- 135°. For optimum drying in just one pass, even with extremely difficult contours.

3-BRUSH GANTRY



Needs-based investment

Not everything that is technically possible using equipment makes economic sense at every site. This is why we are offering you a gantry car wash – Klean!Star – that takes both aspects into account: excellent equipment and a highly cost-effective solution.



1 Taller. Wider. Better

- There is a continuing trend for vehicles to be taller and wider.
- The Klean!Star is wider at mirror and wheel height.

3 Clever frame concept

- Time-saving and safe assembly.
- Low installation costs.


2 Clever savings conserve resources

- The brushes are supplied with reclaim water in the second pass and with fresh water only in the rinsing process.
- Full cleaning performance at lower operating costs.

4 High quality overall appearance

- Available in four further colour versions and in two different front door designs in addition to the Kärcher design.

CONFIGURATION OPTIONS



CWB 3 Klean!Star			
Technical data			
Wash height	mm	2900 / 2800 / 2700 / 2600 / 2500 / 2400 / 2300 / 2200 / 2100	
Plant height incl. roof brush splash guard	mm	3730 / 3630 / 3530 / 3430 / 3330 / 3230 / 3130 / 3030 / 2930	
Drive through width at mirror height	mm	2450	
Fresh water connection	l/min, bar	80, 4	
Power supply	Ph / V / Hz	3 / 400 / 50	



Customised high pressure

We offer several high-pressure solutions – you decide which suits your site and select everything down to the high-pressure pump.



Intelligent contour detection

For optimum vehicle contour detection, the side brushes are tilted (15°) or locked depending on the pass.



Precise wheel wash

The linear scissor wheel washer reliably reaches the wheels even on vehicles which are not positioned centrally or have a narrow track, as well as on small cars.



Adjustable roof drier

The roof drier, which can be adjusted by +/- 30°, follows the vehicle contours exactly and thus enables even better drying at the front and rear.

5-BRUSH GANTRY

WASH SYSTEMS



Minimum size – maximum performance

The CB 5 is the alternative for sites with more than 1,200 washes per month. Operators profit from express washes in only two passes and increased vehicle throughput with much shorter waiting times for customers.




1 Express wash

The express wash is ideal for vehicles that are only slightly dirty. Vehicles are washed and dried in only two passes, meaning waiting time for customers is kept to a minimum and profits increase at the same time.




2 Compact and compatible

The CB 5 fits easily into a standard wash hall (hall length 10 m) – without any additional assembly and installation costs. The perfect alternative for short tunnels.



3 High vehicle throughput

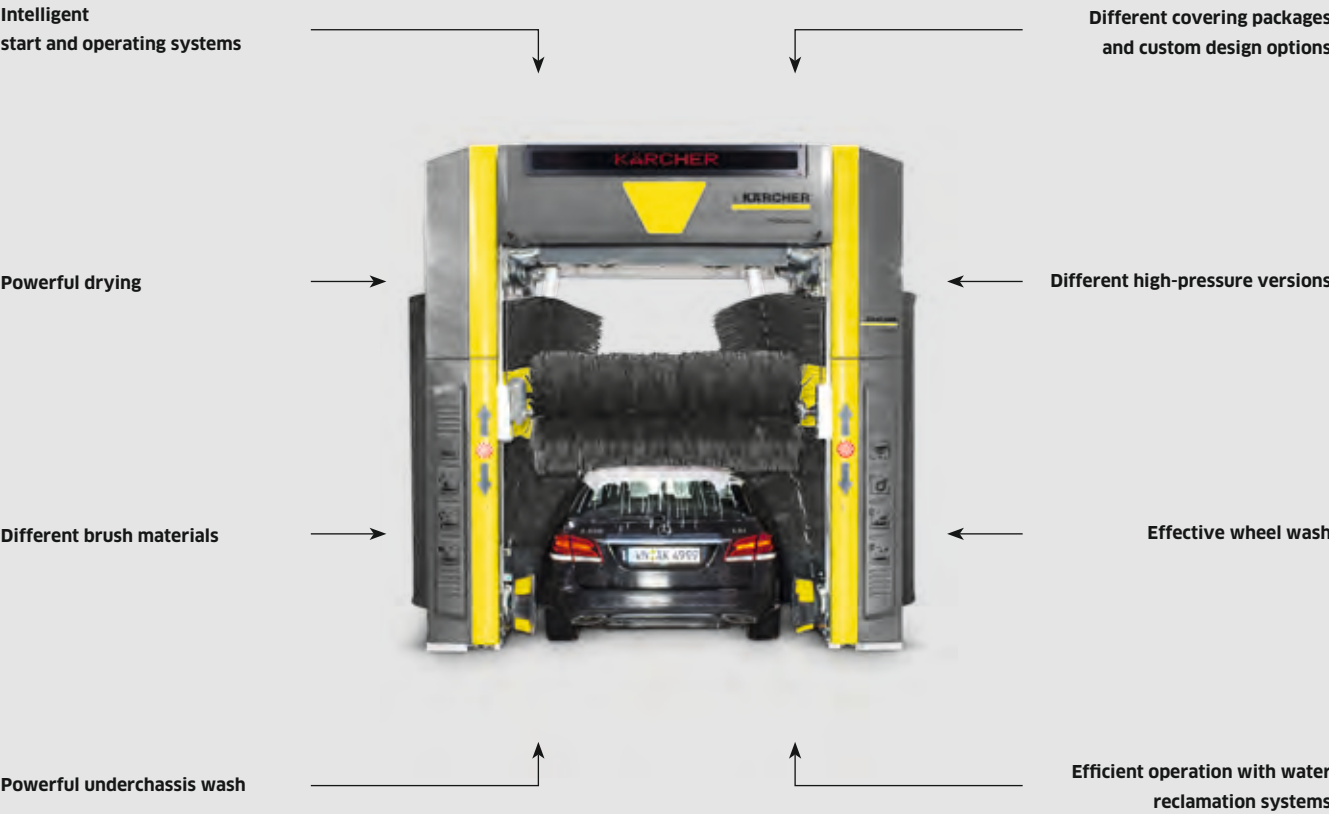
The comparably low investment costs are covered very quickly due to the high vehicle throughput. The result is profit and satisfied customers.



4 Low-maintenance technology

Bearings and guides, side brush inclination with direct drives and flat belts for lifting movements are extremely low-maintenance and therefore generate virtually no extra costs.

CONFIGURATION OPTIONS



CB 5

Technical data		
Wash heights	mm	2800 / 2500 / 2300
Plant height	mm	3715 / 3415 / 3215
Fresh water connection	l/min, bar	100, 4-6
Power input	kW	22
Power supply	Ph/V/Hz	3 / 400 / 50



Shiny rims

The VehiclePro Klear!Rim Foam RM 802 removes stubborn dirt and brake dust effortlessly and gently, contributing to customer satisfaction and increasing the attractiveness of the site.



Gentle brush wash

Dirt remaining on the vehicle after the prewash is removed thoroughly and gently by the brush wash and VehiclePro Brush Shampoo RM 811 Classic.



Super Finish

With the VehiclePro Foam Polish RM 837, the Super Finish programme produces gleaming results: visible long-lasting protection that lasts for up to 10 more washes.



Perfect drying


VehiclePro Drying Aid RM 829 Classic in combination with our powerful dryers ensures spotless drying results.

3-BRUSH GANTRY



Flexible, fast and economical

Fast can be this flexible. Economical can be this fast. And flexible can be this economical. The CB 3 combines these three attributes in a gantry car wash that leaves nothing to be desired. The CB 3 is also available as a Takt system (downstream gantry for washing and drying two vehicles at the same time).



1 Kärcher Fleet-compatible control

The intelligent control allows the CB 3 to be connected to Kärcher Fleet, our cloud-based data management system, which supplies all relevant system data in real time.



2 Water saving function

Fresh water consumption is reduced by about 60 per cent per wash. This helps conserve natural resources and reduce costs for the operator.



3 High-pressure pump on board

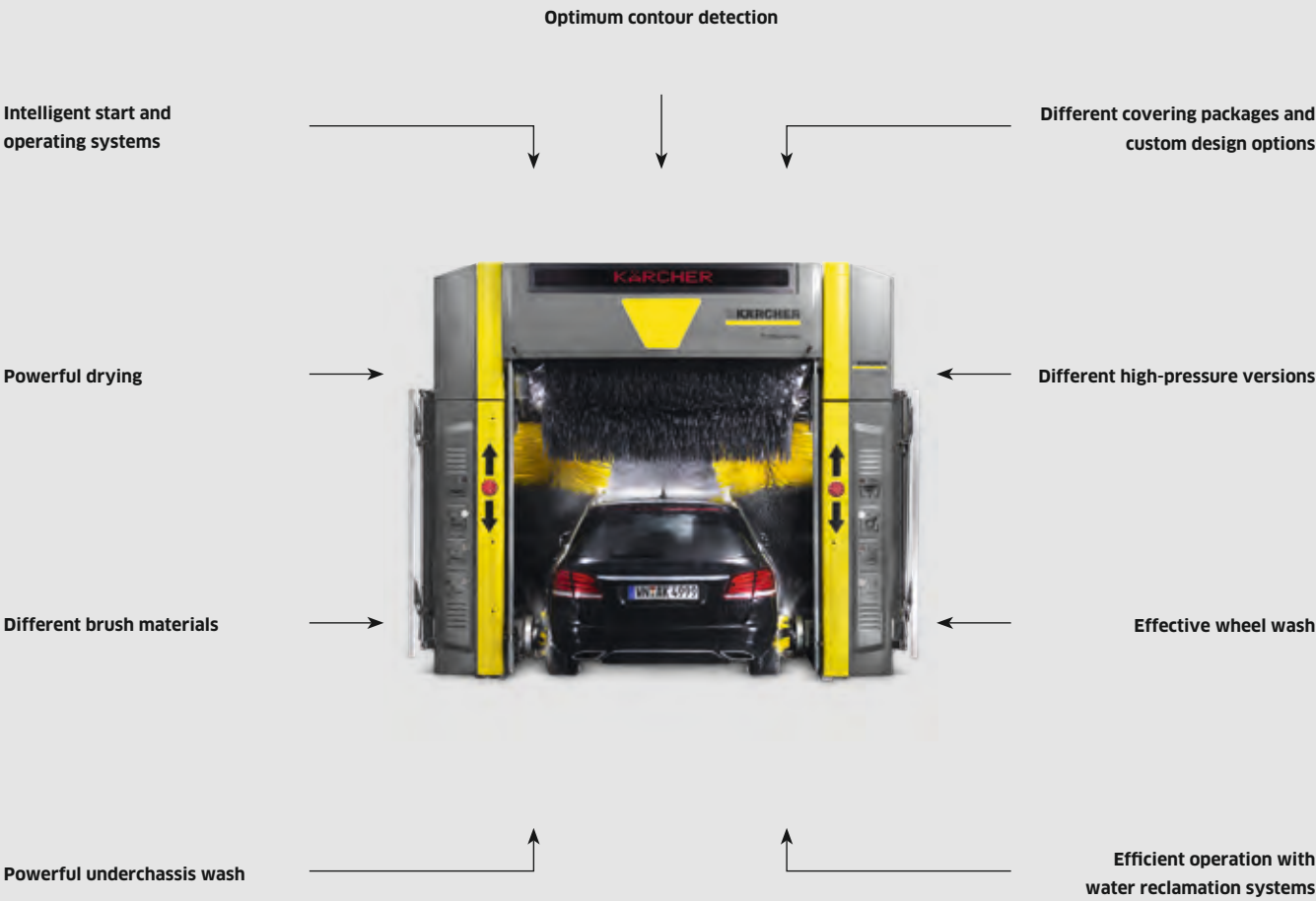
This powerful high-pressure module (1,300 l/h, 70 bar) is mounted on the gantry, thus eliminating the need for an additional technical room.



4 Low-maintenance technology

Low-maintenance technology, including bearings and guides, side brush inclination with direct drives and the flat belt for lifting movements reduce service costs considerably.

CONFIGURATION OPTIONS



CB 3

Technical data		
Wash heights	mm	2800 / 2500 / 2300
Plant height*	mm	3715 / 3415 / 3215
Fresh water connection	l/min, bar	min. 50, 4-6
Power input**	kW	8 / 16
Power supply	Ph / V / Hz	3 / 400 / 50

* For gantries with "Basic" covering package without front cover, the plant height is reduced by 65 mm.

** Without/with side dryer.

Technical data refers to the CB 3; data for the CB 3 as a Takt gantry varies accordingly.



Shiny rims

The VehiclePro Klear!Rim Foam RM 802 removes stubborn dirt and brake dust thoroughly and gently. Shiny rims increase both customer satisfaction and customer numbers.



Gentle brush wash

The combination of our effective brush wash and VehiclePro Brush Shampoo RM 811 Classic removes residual contamination after the prewash effortlessly, gently and effectively.



Super Finish

In combination with VehiclePro Foam Polish RM 837, the Super Finish programme gives the paintwork visible, long-lasting protection.



Perfect drying


Rinsing with the VehiclePro Drying Aid RM 829 Classic and subsequent drying with our powerful drier ensures optimal results.

3-BRUSH GANTRY



Economical and reliable

Fast, thorough and efficient, user-friendly, low-maintenance and reliable - the innovative and powerful TB commercial vehicle wash for cleaning different vehicle types used by forwarding agencies, contract cleaners, car dealers and municipal authorities.



1 Low-maintenance

Reliable belt drives and direct drives make lubricating the system unnecessary.

3 Flawless wash process

Sophisticated solutions ensure that the wash process runs smoothly. The patented side brush bearing allows the brushes unhindered freedom of movement in all directions, which prevents the shafts from bending. The contact pressure of the side brushes can be adapted to suit the particular vehicle which, in combination with the precise contour detection, ensures optimum washing results.

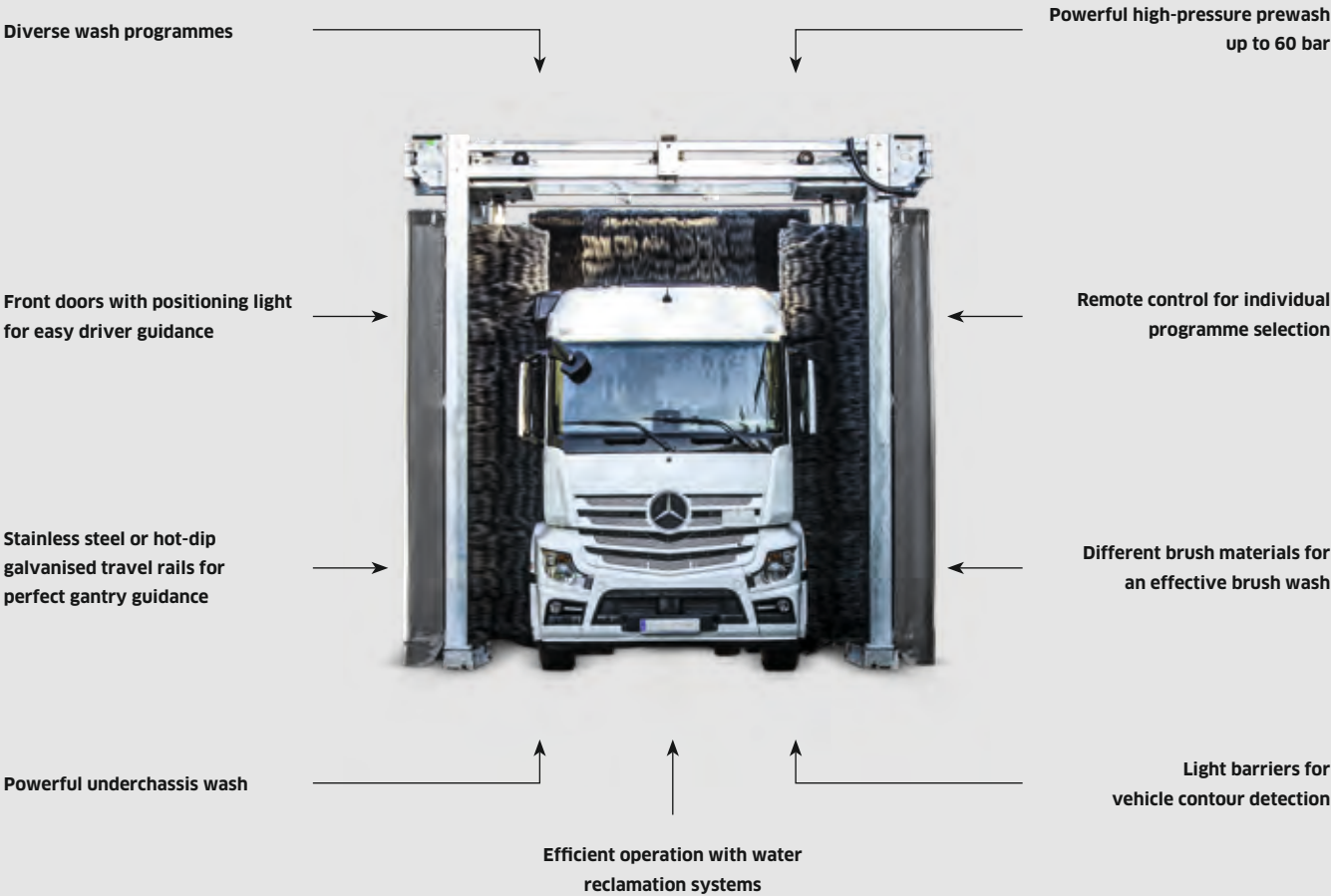
2 Outstanding variability

The height and width of each basic version are variable. The height can be reduced by up to 300 mm (in 100 mm steps) and the width per side by up to 100 mm. The wash height and width vary accordingly.

4 Maximum flexibility

The innovative, universal CAN bus control ensures quick and easy installation and flexible wash programme configuration.

CONFIGURATION OPTIONS



		TB 50	TB 46	TB 42	TB 36
Technical data					
Wash height	mm	5050	4600	4250	3600
Plant height without splash guard	mm	5989	5539	5189	4539
Plant height with splash guard	mm	6047	5597	5247	4597
Fresh water connection	l/min, bar	100, 4-6	100, 4-6	100, 4-6	100, 4-6
Power input	kW	5.3	5.3	5.3	5.3
Power supply	Ph / V / Hz	3 / 400 / 50	3 / 400 / 50	3 / 400 / 50	3 / 400 / 50



Perfect prewash

Dirt in hard-to-reach areas is removed quickly, easily and cost-effectively using a manual prewash.

Individual programme selection

A suitable programme for the particular vehicle type can be individually selected on a large, robust and clearly arranged control panel.

Effective brush wash

The combination of brush wash and our VehiclePro Brush Shampoo RM 811 Classic effectively removes dirt remaining on the vehicle after pre-cleaning.

Optimum drying

For optimum drying, VehiclePro Liquid Leather RM 833 can be used as an additional option.

MOBILE SINGLE-BRUSH COMMERCIAL VEHICLE WASH



Economical for small vehicle fleets

For quick and easy vehicle cleaning for small fleets: the RBS mobile single-brush commercial vehicle wash for targeted cleaning of the front, rear and sides of buses and vans. Cleaning is carried out by a rotating brush that moves around the vehicle.

		RBS 6014	RBS 6012
Technical data			
Wash height	mm	4205	3645
Plant height	mm	4370	3810
Fresh water connection	l/min / bar	80 / 3-6	80 / 3-6
Connection load	kW	1.15	1.15
Voltage	V	400 230 240	400 230
Frequency	Hz	50	50
Number of current phases	Ph	3 3 1	3 3
Order no.		1.826-405.0 -415.0 -425.0	1.826-205.0 -215.0




1 Clean into the smallest nooks

- With vertical contour detection and thanks to the tilting mechanism with adjusting wheel, the RBS reaches tilted vehicle fronts down to an angle of just 10°.



2 Economic dosing

- Kärcher cleaning agent can be added as required via a dosing pump.



3 Simple operation

- Assisted by the brush rotation, the operator can easily move the system forward using the control and safety handle.
- The brush stops rotating when the handle is released.



4 Easy to manoeuvre

- Lightweight aluminium construction in conjunction with two track wheels and four castors ensures excellent manoeuvrability and good stability.
- Extremely resistant to external influences.
- The half-shell cladding reliably protects the operator from splash water.

SELF-SERVICE MULTI BAY UNIT

Modular for up to 8 wash bays



This system couldn't be more flexible: the modular concept of the Kärcher SB MU offers self-service wash centres maximum freedom of configuration (anything between 4 and 8 wash bays is possible) and adaptation to local conditions.



1 Reliable functionality

Pneumatic dosing pumps ensure process reliability and consequently a smooth workflow at every wash bay, even during peak times.



2 Diverse programme options

Additional options such as the foam polish wash programme or the switchable wet/dry foam ensure greater flexibility and increase the attractiveness of the site.



3 Easy, time-saving and cost-saving installation on site


The pump modules are pre-mounted on a frame upon delivery and undergo extensive function testing.



4 Optimum energy efficiency

Pole-changing, water-cooled pumps use their waste heat to heat the wash water and thus reduce energy consumption and costs.

CONFIGURATION OPTIONS



SB MU

Technical data		
Number of wash bays		4-8
Working pressure	bar	120 / 100
Flow rate per pump	l/h	900 / 500
Hot water temperature	°C	max. 60
Power input per pump	kW	4.7 / 2.8
Power supply	Ph / V / Hz	3 / 400 / 50



Container version

Ready to use! The technical equipment can be assembled in a container and simply needs to be installed and connected.

Components version

Components are delivered and installed in a technical room on site.

SELF-SERVICE MULTI BAY UNIT

Compact for up to 4 wash bays



The Kärcher SB MB is designed for operating up to four wash bays and can be custom configured to suit virtually any requirements. It goes without saying that all parts of the unit that are susceptible to corrosion are made of stainless steel, which in addition to offering advanced and reliable technology also increases service life and efficiency.



1 Reliable dosing

Pneumatic dosing pumps ensure process reliability and consequently satisfied customers at every wash bay, even during peak times.



2 Protection against theft and vandalism

For external protection, there is a high-quality security lock from BKS, which can easily be exchanged for a lock from your own locking system on request.



3 Simple maintenance

Assemblies are easily accessible through the large front doors with detachable middle section – this saves maintenance time and your system is quickly ready to use again.



4 Optimum energy efficiency

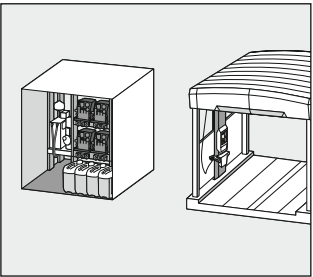
Energy consumption and costs remain low thanks to the pole-changing, water-cooled pumps, which use their waste heat to heat the wash water.

CONFIGURATION OPTIONS

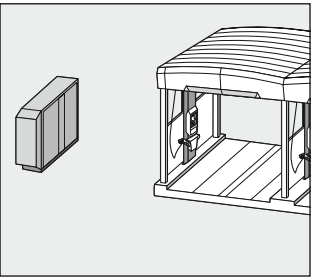


SB MB

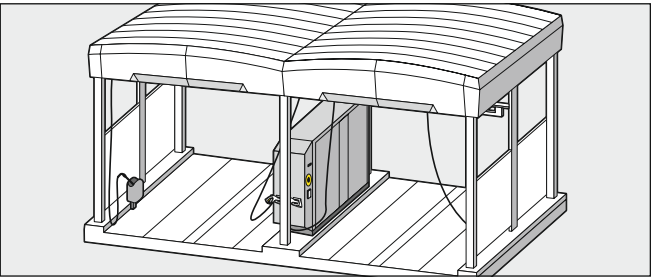
Technical data		
Number of wash bays		2-4
Working pressure	bar	120 / 100
Flow rate per pump	l/h	900 / 500
Hot water temperature	°C	max. 60
Power input per pump	kW	4.7 / 2.8
Power supply	Ph / V / Hz	3 / 400 / 50



Skid version
The technical equipment is pre-mounted on a frame and installed in a technical room on site.



Cab version
Installed outside the wash bays. Simple programme selection via remote control location.



Cab 1 and Cab 2 version
The Cab 1 version with combi wash tool (brush and high-pressure lance) or the Cab 2 version with separate wash tools (separate brush and high-pressure lance) are installed between the wash bays.

SELF-SERVICE MULTI BAY UNIT



It couldn't be more compact and flexible

The compact design of the SB MC 2 with low space requirements is customised to your needs and is available both as a one- and two-bay version with intelligent wash tool storage device for a maximum of two wash tools per wash bay. Building on selected components from our product portfolio, the clever concept follows an innovative platform idea.



1 Configurable machine

- Can be configured precisely to your requirements.
- Site-specific solutions.



2 Platform idea

- Use of existing components from the Kärcher product portfolio.



3 Innovative design

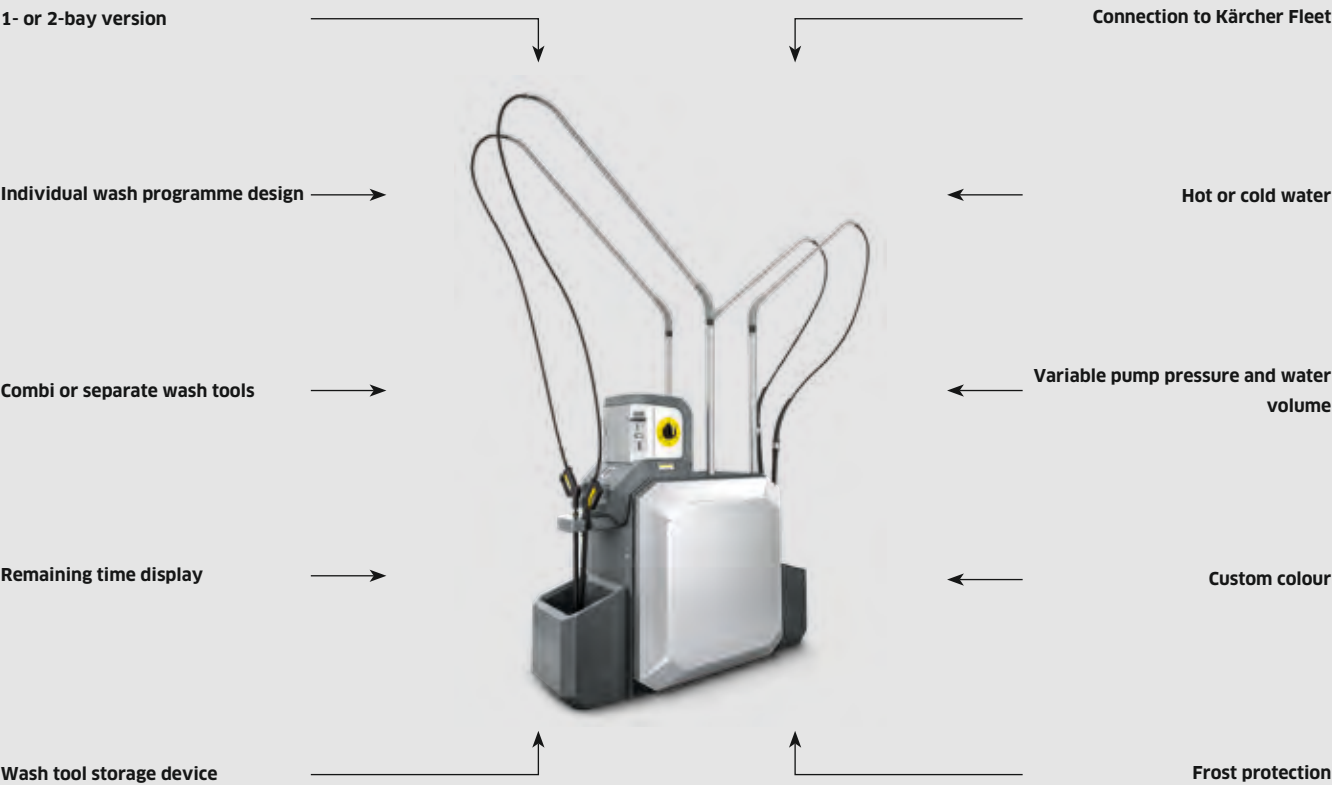
- Appealing, innovative and ergonomic design.



4 Intelligent wash tool storage device

- Holds up to two wash tools per wash bay.
- Safe storage protects the wash tools against damage.

CONFIGURATION OPTIONS



SB MC 2

Technical data		
Number of wash bays		1-2
Working pressure	bar	120 / 100
Flow rate per pump	l/h	900 / 500
Operating temperature	°C	-20 to +40
Hot water temperature	°C	max. 40
Power supply	Ph / V / Hz	3 / 400 / 50



One- or two-bay version
Available as either a one- or two-bay version entirely according to requirements and spatial conditions.



Wash tools as required
High-pressure lance and foam brush are available either as a combi wash tool or separate wash tools.



Extra programme options
High-pressure cleaning, foam wash, rinse and wax are standard. Dirt removal is available as an option.



Hot or cold water
You have the choice of operation with hot or cold water, depending on the application.

STEEL FRAMEWORK



Highly functional

The modular concept of the Kärcher steel framework allows custom equipping of wash and care centres for one to eight wash bays. The steel framework is available in two different versions: operators normally choose the light version, while the heavy version is intended for regions that experience heavy snow and strong winds.



1 A range of roof versions

The domed roof is made of transparent polycarbonate – a trapezoidal version is also available.



2 Various partition wall materials

The partition walls can be made from glass, Trespa® or tarpaulin, and can be arranged as required.



3 Lighting concept using LED technology

Reduces power consumption by 55 per cent compared with conventional fluorescent tubes and makes the service life of the lamps three to five times longer. This sophisticated lighting concept with integrated feel-good effect also helps customers find their way around the system.



4 Customer-specific adaptation

The steel framework with special roof attachment enables advertisement boards to be installed and your CI to be attached. The design shown is reserved exclusively for Clean-Park operators.

CENTRAL VACUUM SYSTEMS FOR SELF-SERVICE OPERATION



Vehicle vacuuming – made easy

A central vacuum system combines drive, filter and control in one compact unit which requires very little space. The latest technology provides an outstanding vacuuming experience at low running costs. For operators, low maintenance and reliable operation are key attributes. For example, only one collection container needs to be emptied directly in the main building, saving you time. Tried-and-tested components designed for continuous operation reduce the susceptibility to faults to zero. Consistently high suction power saves time for operators and ensures satisfied customers.



1 Optimum power adaptation

- A side channel blower with intelligent control ensures consistently high suction power.
- The modern drive concept also reduces energy consumption to the necessary minimum.



2 Easy to use and easy to operate

- Coin in and ready to go – an intuitive operating and handling concept makes for convenient vacuuming.
- Suction hose guidance from above provides easy access – even in hard-to-reach corners of the vehicle.



3 Variety of configurations

- The central components are available with or without enclosure as required.
- The number of vacuum points can be adapted to suit individual customer requirements for maximum flexibility.



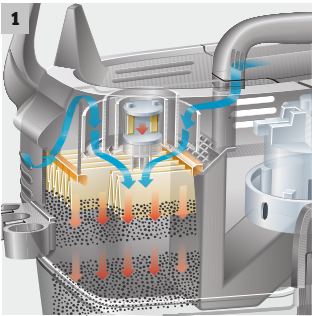
4 Low-maintenance

- Thanks to automatic filter cleaning, the system is low-maintenance and reliable.
- A bypass ensures a steady flow of air through the pipe, which produces a self-cleaning effect.

SELF-SERVICE VACUUM CLEANERS

Powerful. Convenient. Individual

Designed to meet the highest standards in suction power, comfort and design, our SB VC can be customised to your exact requirements, so you always have the machine you need on your site. Clever technical details not only make vacuuming easier for your customers, but also ensure simple operation and minimum servicing.



1 Tact, the patented, automatic filter cleaning system

- Fully automatic self-cleaning of filter.
- Suction power remains constantly high.
- Low maintenance costs and long filter life.



2 Hose recovery with fibreglass pole

- Intelligent concept helps avoid the suction hose coming into contact with the ground.
- Protects the hose and prevents dirt penetrating the vehicle.
- Hose can be easily replaced.



3 Optimised, ergonomic suction nozzle

- Special surface structure in grip area for optimum handling.
- Excellent cleaning results both in areas such as luggage compartments and for joints and gaps typical of vehicle interiors.



4 Ergonomic dirt container

- Full use of container volume.
- Can go a long time without emptying.
- Simple and convenient emptying.

CONFIGURATION OPTIONS



		SB VC 2 Ec	SB VC 1 Ec	SB VC 2	SB VC 1
Technical data					
Number of vacuuming bays		2	1	2	1
Air flow rate	l/s	2 × 60	60	2 × 74	74
Vacuum	mbar	2 × 244	244	2 × 254	254
Dirt container capacity	l	2 × 36	36	2 × 36	36
Power input	kW	2 × 1.38	1.38	2 × 1.38	1.38
Sound pressure level	dB(A)	65	62	63	60
Power supply	Ph / V / Hz	1 / 230 / 50 / 60	1 / 230 / 50 / 60	1 / 230 / 50 / 60	1 / 230 / 50 / 60
Dimensions (L × W × H)	mm	600 × 1220 × 2200	600 × 850 × 2200	600 × 1220 × 2200	600 × 850 × 2200



Electronic coin acceptor
Thanks to the customisable and simple programming concept, you can collect different coins and tokens with a single coin acceptor.



Digital remaining time display in seconds
Shows your customers the remaining vacuuming time precisely to the second.



Custom colour
The half shells are available in all standard RAL colours – precisely to match your requirements.



Long-life Ec turbine
Our brushless DC motor outperforms traditional technology thanks to low wear and consequently a significantly longer service life.

FORECOURT UNITS

Minimum use, maximum profit

Make more from your site and increase customer frequency and turnover with our versatile forecourt units – compact, quick to install and extremely easy to use. A very easy way to extend your product range and increase customer satisfaction at the same time.



1 Air Water Tower AWT

Precise tyre pressure checking and adjustment with water refill option, for example for cleaning windscreens, in a single machine. Also available with integrated frost protection on request.



2 Air Tower AT

For precise tyre pressure checking and adjustment – also available with integrated frost protection on request.



3 Perfume Tower PT

Immediately neutralises unpleasant odours in the vehicle, such as cigarette smoke.



4 Mat Cleaner SB F M80

The machine for cleaning mats without water. Also available with a storage area for temporarily storing mats during the cleaning process.

AWT-C Fp AWT-C AWT Fp AWT

Technical data					
Power input	kW	0.45	0.45	0.45	0.45
Protection class	IP	44	44	44	44
Power supply	Ph / V / Hz	1 / 230 / 50	1 / 230 / 50	1 / 230 / 50	1 / 230 / 50
Dimensions (L × W × H)	mm	423 × 423 × 1550	423 × 423 × 1550	423 × 423 × 1550	423 × 423 × 1550
Equipment					
Frost protection		■	–	■	–
Calibration*		■	■	–	–
Order no.		1.534-913.0	1.534-912.0	1.534-903.0	1.534-902.0

AT-C Fp AT-C AT Fp AT

Technical data					
Power input	kW	0.45	0.45	0.45	0.45
Protection class	IP	44	44	44	44
Power supply	Ph / V / Hz	1 / 230 / 50	1 / 230 / 50	1 / 230 / 50	1 / 230 / 50
Dimensions (L × W × H)	mm	423 × 423 × 1550	423 × 423 × 1550	423 × 423 × 1550	423 × 423 × 1550
Equipment					
Frost protection		■	■	■	–
Calibration*		■	–	–	–
Order no.		1.534-911.0	1.534-910.0	1.534-901.0	1.534-900.0

PT Fp PT

Technical data			
Power input	kW	0.30	0.30
Protection class	IP	44	44
Power supply	Ph / V / Hz	1 / 230 / 50	1 / 230 / 50
Dimensions (L × W × H)	mm	423 × 423 × 1550	423 × 423 × 1550
Equipment			
Frost protection		■	–
Order no.		1.534-909.0	1.534-908.0

SB F M80 S SB F M80 SB F M80 3 S SB F M80 3 SB F M80Sm S SB F M80 Sm

Technical data							
Power input	kW	0.40	0.40	0.40	0.40	0.40	0.40
Protection class	IP	44	44	44	44	44	44
Power supply	Ph / V / Hz	1 / 230 / 50	1 / 230 / 50	3 / 400 / 50	3 / 400 / 50	1 / 230 / 50	1 / 230 / 50
Dimensions (L × W × H)	mm	1511 × 531 × 1071	1097 × 531 × 1071	1511 × 531 × 1071	1097 × 531 × 1071	1511 × 531 × 1071	1097 × 531 × 1071
Equipment							
Storage compartment		■	–	■	–	■	–
Electronic coin acceptor		■	■	■	■	–	–
Start button		–	–	–	–	■	■
Order no.		1.534-905.0	1.534-904.0	1.534-907.0	1.534-906.0	1.534-915.0	1.534-914.0
Accessories							
Dirt container		□	□	□	□	□	□
Order no.		4.070-351.0	4.070-351.0	4.070-351.0	4.070-351.0	4.070-351.0	4.070-351.0

■ Included in the scope of supply. □ Optional accessories. * Please check whether a calibrated machine is required according to legislation in the country of use.

WATER RECLAMATION – ENVIRONMENTALLY-FRIENDLY AND ECONOMICAL

The recovery and treatment of dirty water produced in vehicle wash plants and commercial high-pressure cleaning is often prescribed by law. Our reclamation systems not only comply with legal standards and requirements, but also reduce consumption and costs for fresh water and cleaning agents considerably. This means that you save up to 95%.



Table of contents: Water reclamation systems		
Water reclamation for vehicle wash plants	Page	754
Water reclamation for high-pressure cleaners	Page	758
Treatment chemicals for water treatment	Page	880



WRB Bio
Thanks to its very high reclamation quota of up to 95%, this compact system is suitable for all vehicle wash plants in car dealerships, workshops, service stations and car care centres that use reclaimed water. The system is highly reliable and delivers high-quality reclaimed water at competitive investment costs.

How to read the unit names:		
Model	Flow performance	Equipment
Example: WRH	1200	Classic
WRP = Water Reclamation Particles (Machine for the reduction of particles)	Flow performance in litres per hour	Classic = Basic equipment with manual filter return rinse
WRH = Water Reclamation Hydrocarbons (Machine for the reduction of oil/hydrocarbons)		Car Wash = For use in gantry car washes
WRB = Water Reclamation Biology (Machine for the reduction of biodegradable substances)		



Kärcher offers a tailor-made water reclamation solution for the use of high-pressure cleaners. Modular standard components are combined to form individual systems, which ensure compliance with required limit values and offer potential savings.



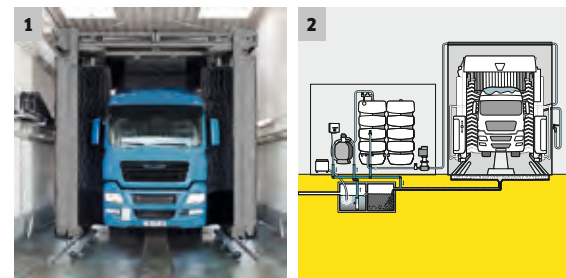
Hydrocyclones or sand filters are used for the removal of suspended matter. For the removal of oil, tried-and-tested methods such as active carbon filters or precipitation/flocculation are used depending on the degree of oil pollution.

WATER RECLAMATION FOR VEHICLE WASH PLANTS



85% water saving. 100% cleanliness

This Kärcher system is designed for fast and thorough cleaning of vehicles, from cars to lorries and coaches. With the reduction in fresh water consumption of up to 85 per cent, Kärcher water reclamation systems can bring about enormous savings.





1 Chemical-free solution

- Low operating costs.
- Robust filtration process.

2 Modular concept

- Location-specific and customised solutions.

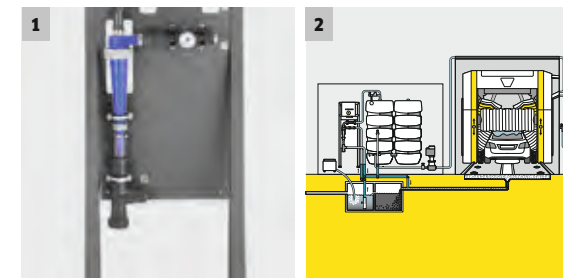
WRP 16000			WRP 8000		
					
<ul style="list-style-type: none">■ Fresh water savings of up to 85%■ Flow of up to 16000 l/h■ Easy to install			<ul style="list-style-type: none">■ Fresh water savings of up to 85%■ Flow of up to 8000 l/h■ Easy to install		
Technical data					
Reclaimed water production		I/h	16000		8000
Voltage		V	230		230
Frequency		Hz	50		50
Weight		kg	375		255
Dimensions (L × W × H)		mm	760 × 760 × 1300		610 × 610 × 1100
Order no.		1.217-152.0		1.217-151.0	
Price					

WATER RECLAMATION FOR VEHICLE WASH PLANTS



85% water savings with hydrocyclone

The WRP Car Wash water reclamation system for vehicle wash plants with hydrocyclone has a flow performance of up to 3,000 l/h. The system reduces fresh water consumption by up to 85 per cent.



1 Physical treatment without any maintenance effort

- No filter return rinse necessary.
- No replacement of filter material required.

2 Compact system

- Low space requirement.
- Easy retrofitting option.

WRP Car Wash		
<ul style="list-style-type: none"> ■ Fresh water savings of up to 85% ■ No filter change necessary ■ Low operating costs 		
Technical data		
Reclaimed water production	l/h	3000
Voltage	V	230
Frequency	Hz	50
Weight	kg	39.5
Dimensions (L × W × H)	mm	220 × 603 × 1863
Order no.		1.217-153.0
Price		

BIOLOGICAL WASTE WATER TREATMENT FOR VEHICLE WASHES

TECHNICAL DATA AND EQUIPMENT



Save up to 95% fresh water with WRB Bio

WRB Bio, our biological waste water treatment system, treats the waste water from vehicle wash plants without flocculants or cleavage agents reliably and without harming the environment; it returns crystal-clear reclaim water back to the circuit and thereby helps to save up to 95% fresh water. In addition, the system impresses with an excellent cost/benefit ratio.

WRB 4000 Bio			WRB 2000 Bio		
<div><div></div><div></div><div></div></div>			<div><div></div><div></div><div></div></div>		
Technical data					
Reclaimed water production	I/h	4000		2000	
Voltage	V	3 × 400		3 × 400	
Frequency	Hz	50		50	
Weight	kg	400		300	
Dimensions (L × W × H)	mm	900 × 600 × 1800		900 × 600 × 1800	
Order no.		on request		on request	
Price					



1 Very high reclaim water quality

- Best possible water quality with no cloudiness.
- Odourless reclaim water.
- Enables a fresh water saving of up to 95 percent.



2 Compact design

- Can also be installed in confined areas.
- Pre-existing gravel filters can be retrofitted.
- Retrofitting without costly earthworks.



3 With type approval

- Maximum reclamation according to Appendix 49 AbwV.
- No oil separator required.



4 Biological waste water treatment

- Reliable decomposition of cleaning agents and drying aids.
- Does not use flocculation agents and other chemicals.

WATER RECLAMATION FOR HIGH-PRESSURE CLEANERS



Water treatment without chemistry

The chemical-free water reclamation systems WRH 1200 Classic and WRP 1000 Classic supply high-pressure cleaners in continuous operation with recycled water (1,000 l/h) from manual vehicle cleaning.



1 Chemical-free solution

- Low operating costs.
- Supplies high-pressure cleaners directly.

2 Backwash filters

- Effective elimination of particles > 5 µm.
- Exceptional price/performance ratio.

WRH 1200 Classic

WRP 1000 Classic

- For medium oil content: 5-30 mg/l
- Fresh water saving of up to 85%
- Flow of up to 1200 l/h

- For oil-free waste water: < 5 mg/l
- Fresh water saving of up to 85%
- Flow of up to 1000 l/h

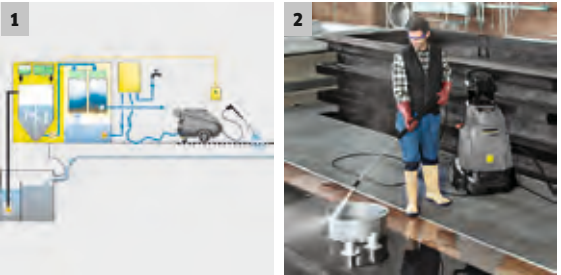
Technical data			
Reclaimed water production	I/h	1200	1000
Voltage	V	230	-
Frequency	Hz	50	-
Weight	kg	110	45
Dimensions (L × W × H)	mm	1000 × 480 × 1600	660 × 450 × 1100
Order no.		1.217-111.0	1.217-108.0
Price			

WATER RECLAMATION FOR HIGH-PRESSURE CLEANERS



The solution to oil pollution

The tried-and-tested HDR 777 system is the ideal solution for all washing processes using high-pressure cleaners which produce a high level of oil pollution. The Kärcher HDR 777 treats washing water with an oil content of 30 to 100 mg/l so that it can be reused for washing processes or drained into the sewerage system with the addition of special flocculants.



1 Automatic flocculant dosage

- Easy operation and reliable compliance with limits for hydrocarbons.

2 Chemical flocculation

- Effective removal of oil and pollutants.

HDR 777

HDR 777-VA

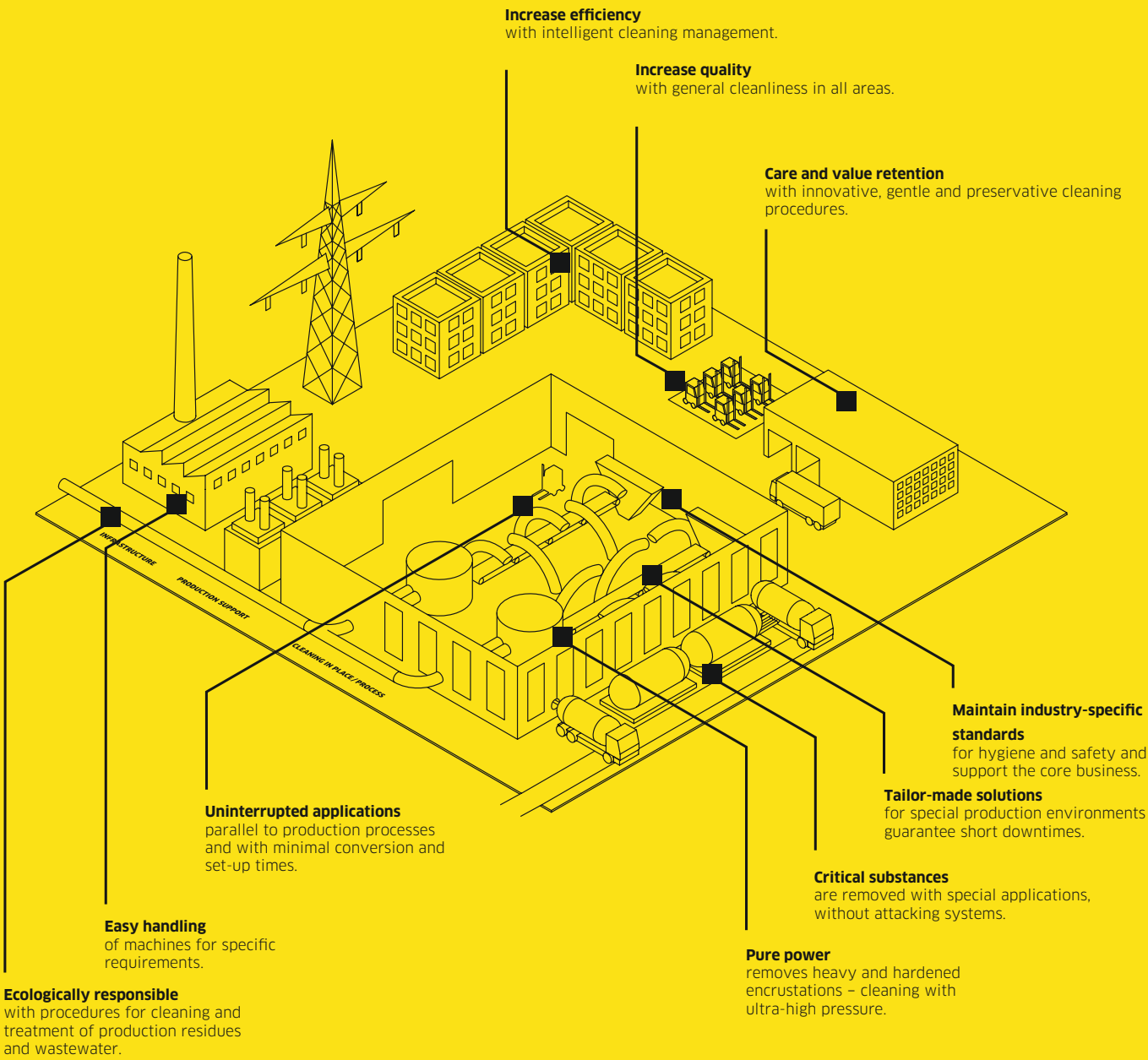
- For high oil content: 30-100 mg/l
- Fresh water saving of up to 85%
- Flow of up to 800 l/h

- For high oil content: 30-100 mg/l
- Fresh water saving of up to 85%
- Flow of up to 800 l/h

Technical data			
Reclaimed water production	I/h	600-800	600-800
Voltage	V	230	230
Frequency	Hz	50	50
Weight	kg	485	485
Dimensions (L × W × H)	mm	1300 × 630 × 1300	1300 × 630 × 1300
Order no.		1.208-100.0	1.208-102.0
Price			

BECAUSE IN INDUSTRY YOU NEED A PARTNER WHO CAN OFFER YOU ADVANTAGES.

In industry, there are a large number of cleaning tasks which are often very specific: machines and systems, moulds and parts, as well as interior and exterior transport routes and storage locations. Each of these areas is very complex. Integrating them into a functioning system of the highest efficiency requires a great deal of expertise and experience. As a world market leader for cleaning technology, we have this expertise and more than 75 years of experience. We have the unique Kärcher system. And we have the solution for every one of your tasks. What does that mean for you? All of the advantages.



WE ALWAYS HAVE ONE SOLUTION MORE THAN YOU HAVE TASKS.

We have everything you need. Even if we are unable to present every solution here. We cover every need in all areas of industry with our industrial vacuums, dry ice blasters, tank interior cleaning systems, high- and ultra high-pressure blasting machines, floor cleaners and sweepers. Simply tell us what you want to clean. We will tell you how it can be done in the most effective and efficient way.



1 Industrial vacuums/extraction systems (Page 329)

For vacuuming

- Metal shavings, granulate, punchings
- Health-endangering or explosive dusts
- Coolants, lubricants and oils

2 Ultra high-pressure solutions (Page 204)

- Concrete restoration and removal
- Cleaning of tubes, pipe bundles and heat exchangers
- All types of surface removal

3 Dry ice blasting systems (Page 778)

Dry ice blasting of

- Robots, moulds and filling systems
- Transport and conveyor systems
- Hydraulic and electrical installations

4 Parts cleaning (Page 790)

Cleaning of parts in

- Metalworking
- Maintenance and production

5 Tank/Silo/Container solutions (Page 768)

Cleaning of

- Tanks and silos
- 20-foot containers
- Rail tank cars
- Trucks

6 System solutions for reactors and boilers (Page 774)

Cleaning of

- Mixing agitators
- IBC and barrels
- Reactors and boilers

7 Stationary systems (Page 182)

Stationary high-pressure cleaning in/on

- Butchers, abattoirs and food production in general
- Swimming pools and thermal baths
- Decks on cruise ships

EVERYTHING FOR A CLEAN INTERIOR

For over 40 years, the name Kärcher has been synonymous with reliable and powerful systems for tank interior cleaning. These cleaning tasks are generally complex and can be very specific. They involve different materials and containers for all types of storage, transport and material handling. Whatever has to be cleaned, we design your Kärcher system solution in detail based on modular components. We accompany you from the consultation and planning stage to construction through to the handover and ongoing maintenance of the machines.



Table of contents: Container cleaning systems	
Tank interior cleaning	Page 764
Container/Reactor cleaning	Page 770
Cleaning agents	Page 882



Tank interior cleaning

The principle here is: the container comes "to you", e.g. to your stationary cleaning system. This could be trucks with tanks or silos, ISO containers or tank wagons, i.e. often very big containers. We have a new innovation for you: our new self-driven tank interior cleaning head ICH 80/16 Ps. Superb cleaning performance is achieved with this innovative drive engineering. External drive energy is not required.

Container/Reactor cleaning

The principle here is: "you come to the containers", this means you clean fixed containers such as mixing agitator tanks directly on site. But you can also clean barrels, IBC and other containers used in the chemical industry. We have a completely new solution for these applications: our HDCI range. These high-pressure pumps are available in 3 basic models for different media: for demineralised water, acids and lyes or solvents. Each as a stationary or mobile machine and often also as an ATEX version.

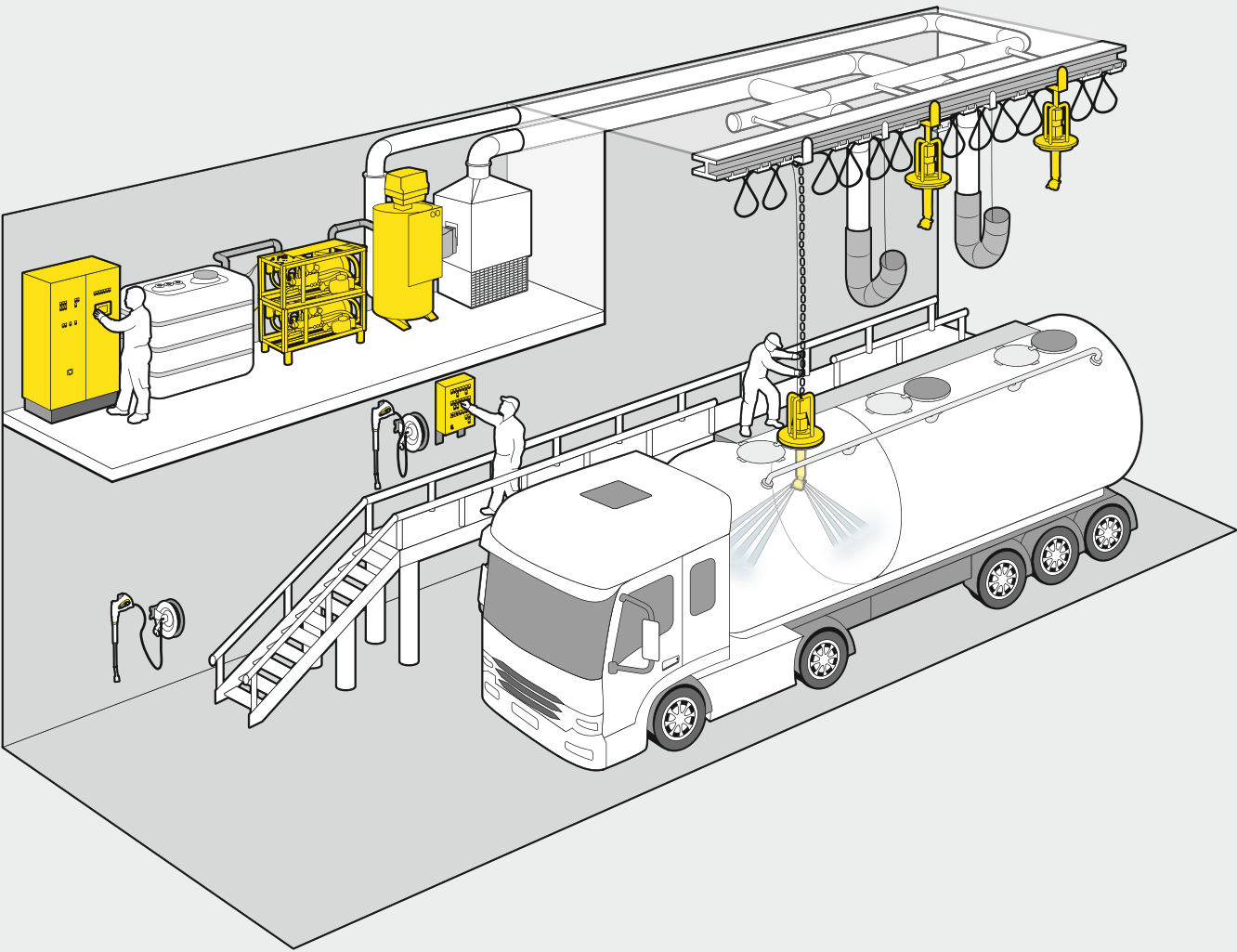
How to read the unit names:

Unit type	Flow rate	Working pressure	Motor	Version	Medium	Equipment
Example: HDCI	30	10	-4	Mob	Dw	Ex
HDCI = High-pressure pump for chemical industry	× 100 in l/h	in MPa	-4-pole	Mob = Mobile St = Stationary	Dw = Demineralised water Ad/Ly = Acid/Lye So = Solvent	Ex = Explosion protection

Unit type	Flow range	Operating pressure	Drive
Example: ICH	80	16	hp
ICH = Interior cleaning head	× 100 in l/h	in MPa	Ps = Self-powered

SOLUTIONS FOR TANK INTERIOR CLEANING

In a networked industry, transport and logistics play a key role. Not only do the processes have to be coordinated, but the means of transportation must be available and ready for use, irrespective of the goods transported. Cleaning according to specific intervals or whenever required must be effective, fast and reliable. Tank vehicles, wagons, ISO containers, IBC and reusable containers place diverse requirements on machines, accessories and cleaning agents. The Kärcher system, with its perfectly tailored components, is the optimal solution for all cleaning tasks in this sector as well.




- 1 Tank and silo cleaning**
- Interior cleaning of liquids and solids.
 - Used in combined transport by rail and road.
 - Up to 5 chambers with a volume of 9 to 28 m³ per chamber.
 - Reduced use of energy and chemicals thanks to special Kärcher software and innovative chemical application.
- 2 Cleaning ISO containers**
- In combined transport by sea, rail and road.
 - Kärcher tailor-made cleaning station with crane track system.
 - Special procedure for cleaning latex and synthetic resin.

- 3 Tank wagon cleaning**
- Cleaning of tank wagons for liquids/hazardous products.
 - Can be designed as a multi-track system for simultaneous operation.
 - Cleaning of rail tankers up to 24 metres in length.
 - Sometimes extreme external conditions require intelligent procedures for preheating highly viscous materials.

CUSTOMISED SOLUTIONS BASED ON IN-HOUSE DEVELOPED MODULES

Kärcher system solutions are designed for container cleaning using modular components. Both custom designs and on-site issues are taken into consideration. One of the main tasks of engineering is choosing efficient components to ensure that energy and operating costs are kept to a minimum. One big advantage is that the components used are developed specifically for cleaning container interiors. Our many years of experience in container interior cleaning influence the product definition. Industrial quality standards are a given. A wide range of modular components ensures an optimal solution for almost any application.



Customer-specific system controllers




Kärcher offers the complete spectrum of customer-specific system controllers. These range from controllers for small systems with simple control logic to large systems with complex cleaning requirements, including a wide variety of options. All processes are controlled as a whole, starting with customer registration and programme selection to communication between the control room and wash area through to quality assurance and documentation.

- Manual cleaning or automatic programme selection and control via PLC.
- Visual depiction of the components that are in operation.
- Validation of the programme parameters such as pressure, temperature, flow and cleaning agent dosing.

MODULAR INTERIOR CLEANING HEAD

Withstands everything. Cleans any container

Our innovative self-driven interior cleaning head made from stainless steel has been specially designed for cleaning a wide range of containers, such as silos, 20-foot containers and rail tankers. It has an ATEX certification, is highly-resistant to acids, lyes, solvents and demineralised water, and can be freely configured in terms of flow rate, pressure and speed.







- 1 Constant speed thanks to innovative drive turbine**
- For optimum cleaning results.
 - Nozzle assembly can be freely selected.
- 2 Self-drive due to volume throughput**
- No external power supply required.

ICH 80/16 Ps

- Stainless steel interior cleaning head with ATEX certification
- Innovative liquid spray gearbox
- Freely configurable flow rate, pressure and speed

Technical data		
Flow rate	l/h	2000-8000
Pressure	bar	60-160
Temperature	°C	max. 90
Drive		liquid spray
Tank opening	mm	150
Rotational speed	rpm	12-30
Weight	kg	10
Nozzles	piece(s)	2 / 4
Order no.		1.509-400.2
Price		


SELECTION OF MODULAR INTERIOR CLEANING HEADS

																																																																							
																																																																							
																																																																							
																																																																							
<div><div>HKF 50 P</div><div>HKS 100 speed control</div><div>HKF 200 E</div><div>ICH 140/14 Ps F2</div></div>																																																																							
<div><div><ul style="list-style-type: none">Stainless steel interior cleaning head with ATEX certificationAdjustable speed with pneumatic driveVariable throughput and pressurePTFE sealingAcid-, lye- and solvent-resistant</div><div><ul style="list-style-type: none">Stainless steel interior cleaning head with ATEX certificationSmall sizeLiquid spray gearboxAdjustable speedVariable throughput and pressurePTFE sealingAcid-, lye- and solvent-resistant</div><div><ul style="list-style-type: none">Stainless steel interior cleaning head with ATEX certificationConstant speed with electric driveVariable throughput and pressurePTFE sealingAcid-, lye- and solvent-resistant</div><div><ul style="list-style-type: none">Stainless steel interior cleaning head with ATEX certificationRail tanker centre of gravityLiquid spray gearboxSteaming via separate nozzleIncreased coverage with folding mechanismSuitable for 4- and 8-axle rail tankers</div></div>																																																																							
<div>Technical data</div> <table><tr><td>Throughput</td><td>I/h</td><td>max. 1500</td><td>1200-6000</td><td>max. 10000</td><td>7200-14000</td></tr><tr><td>Pressure</td><td>bar</td><td>max. 100</td><td>30-100</td><td>max. 200</td><td>30-140</td></tr><tr><td>Temperature</td><td>°C</td><td>max. 95</td><td>max. 60 (80)</td><td>max. 95</td><td>max. 95</td></tr><tr><td>Pneumatic drive</td><td>bar / l/min</td><td>4-7 / 450</td><td>-</td><td>-</td><td>-</td></tr><tr><td>Electric drive</td><td>Ph / V / Hz</td><td>-</td><td>-</td><td>3 / 400 / 50</td><td>-</td></tr><tr><td>Min. tank opening</td><td>mm</td><td>50 / 70</td><td>200</td><td>180 / 200</td><td>500</td></tr><tr><td>Rotation speed</td><td>1/min</td><td>10-20</td><td>8-40</td><td>18.5</td><td>10-20</td></tr><tr><td>Weight</td><td>kg</td><td>7</td><td>6</td><td>35</td><td>170</td></tr><tr><td>Protection class</td><td>IP</td><td>-</td><td>-</td><td>65</td><td>-</td></tr><tr><td>Order no.</td><td></td><td>3.631-008.0</td><td>3.632-030.0</td><td>4.631-002.0</td><td>2.631-002.0</td></tr><tr><td>Price</td><td></td><td></td><td></td><td></td><td></td></tr></table>						Throughput	I/h	max. 1500	1200-6000	max. 10000	7200-14000	Pressure	bar	max. 100	30-100	max. 200	30-140	Temperature	°C	max. 95	max. 60 (80)	max. 95	max. 95	Pneumatic drive	bar / l/min	4-7 / 450	-	-	-	Electric drive	Ph / V / Hz	-	-	3 / 400 / 50	-	Min. tank opening	mm	50 / 70	200	180 / 200	500	Rotation speed	1/min	10-20	8-40	18.5	10-20	Weight	kg	7	6	35	170	Protection class	IP	-	-	65	-	Order no.		3.631-008.0	3.632-030.0	4.631-002.0	2.631-002.0	Price					
Throughput	I/h	max. 1500	1200-6000	max. 10000	7200-14000																																																																		
Pressure	bar	max. 100	30-100	max. 200	30-140																																																																		
Temperature	°C	max. 95	max. 60 (80)	max. 95	max. 95																																																																		
Pneumatic drive	bar / l/min	4-7 / 450	-	-	-																																																																		
Electric drive	Ph / V / Hz	-	-	3 / 400 / 50	-																																																																		
Min. tank opening	mm	50 / 70	200	180 / 200	500																																																																		
Rotation speed	1/min	10-20	8-40	18.5	10-20																																																																		
Weight	kg	7	6	35	170																																																																		
Protection class	IP	-	-	65	-																																																																		
Order no.		3.631-008.0	3.632-030.0	4.631-002.0	2.631-002.0																																																																		
Price																																																																							

OTHER COMPONENTS: HOT WATER GENERATORS


																				
<div>HWE 4000 Gas modular eco!efficiency</div>																				
<div><ul style="list-style-type: none">Optimal cleaning power. The setpoint temperature can be easily and precisely adjusted +/- 2°CDiverse applications with flexible flow volumes (attachment kit steam, spray lance)Long life of the high-pressure pumps as they are operated with cold water as a result of hot water generation on the pressure sideSmall footprint thanks to compact, upright designHigh-quality heating coil made from resistant stainless steel ensures low maintenance costs</div>																				
<div>Technical data</div> <table><tr><td>Throughput</td><td>I/h</td><td>1300-8000</td></tr><tr><td>Pressure</td><td>bar</td><td>max. 160</td></tr><tr><td>Heat output</td><td>kW</td><td>420</td></tr><tr><td>Temperature</td><td>°C</td><td>max. 95</td></tr><tr><td>Electric drive</td><td>V / Hz / kW</td><td>1 × 230 / 50 / 0.75</td></tr><tr><td>Weight</td><td>kg</td><td>550</td></tr></table>			Throughput	I/h	1300-8000	Pressure	bar	max. 160	Heat output	kW	420	Temperature	°C	max. 95	Electric drive	V / Hz / kW	1 × 230 / 50 / 0.75	Weight	kg	550
Throughput	I/h	1300-8000																		
Pressure	bar	max. 160																		
Heat output	kW	420																		
Temperature	°C	max. 95																		
Electric drive	V / Hz / kW	1 × 230 / 50 / 0.75																		
Weight	kg	550																		

SELECTION OF MODULAR INDUSTRIAL PUMPS



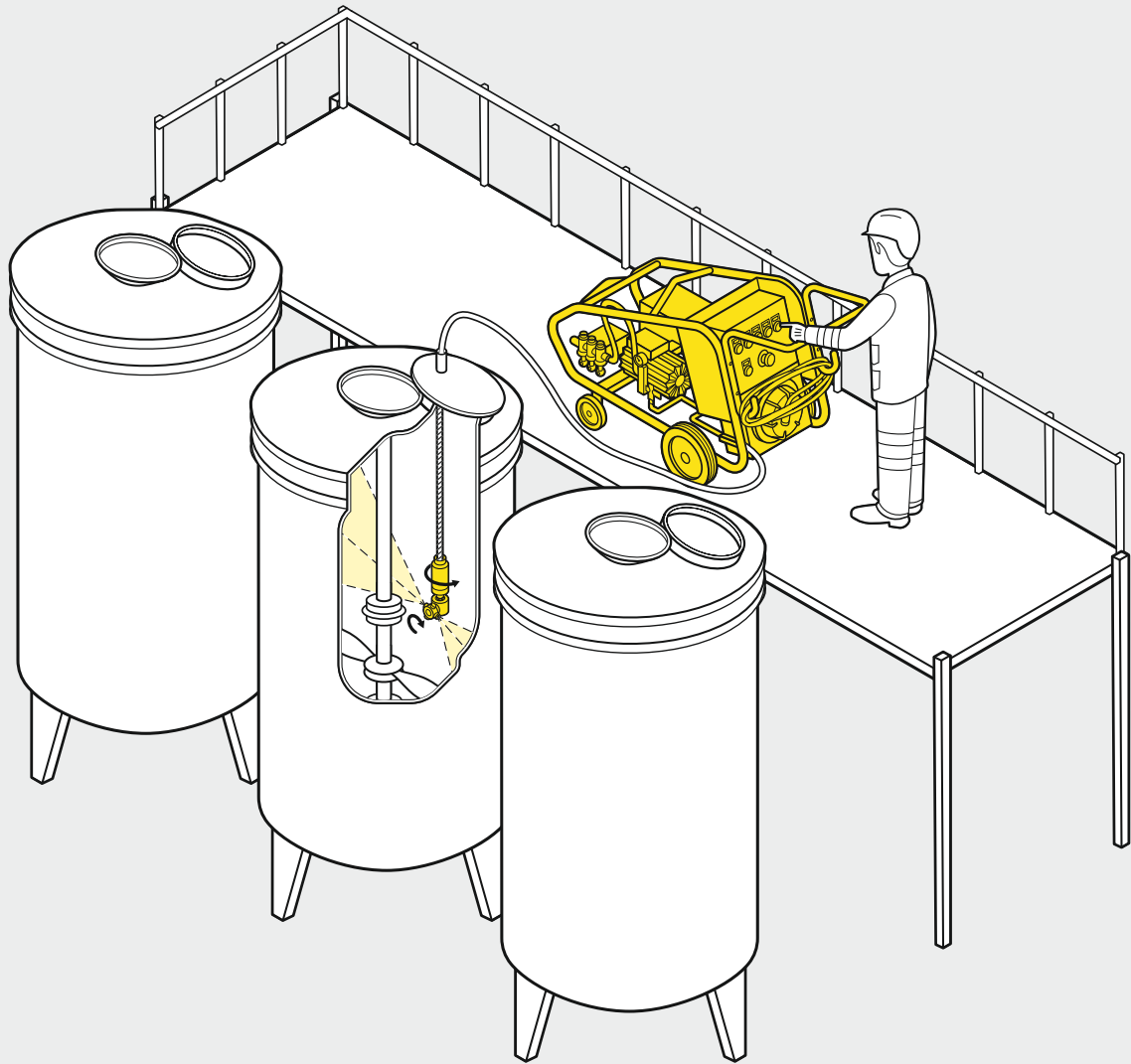
		HDI 30/10	HDI 38/12	HDI 60/10	HDI 60/14
Technical data					
Throughput	I/h	max. 3000	max. 3800	max. 6000	max. 6000
Pressure	bar	max. 100	max. 120	max. 100	max. 140
Temperature	°C	max. 60	max. 60	max. 85	max. 85
Electric drive	Ph / V / Hz / KW	3 / 400 / 50 / 11	3 / 400 / 50 / 15.5	3 / 400 / 50 / 22	3 / 400 / 50 / 30
Weight	kg	190	220	250	275
Order no.		1.509-002.0	1.509-003.0	1.509-006.0	1.509-007.0
Price					

OTHER COMPONENTS: DRYING


														
<div>Drying with heat exchanger</div>														
<div><ul style="list-style-type: none">Central drying unit with circulating airOptimal drying result thanks to high air flow rateHigh-quality materials and components - e.g. finned tubes with galvanised fins, corrugated panels in stainless steel or aluminiumSuitable for operation with water, steam or thermal oil</div>														
<div>Technical data</div> <table><tr><td>Air flow rate</td><td>m³/h</td><td>4000</td></tr><tr><td>Compression</td><td>Pa</td><td>3800</td></tr><tr><td>Drive</td><td>V / Hz / kW</td><td>3 × 400 / 50 / 7.5</td></tr><tr><td>Weight</td><td>kg</td><td>150</td></tr></table>			Air flow rate	m³/h	4000	Compression	Pa	3800	Drive	V / Hz / kW	3 × 400 / 50 / 7.5	Weight	kg	150
Air flow rate	m³/h	4000												
Compression	Pa	3800												
Drive	V / Hz / kW	3 × 400 / 50 / 7.5												
Weight	kg	150												

SOLUTIONS FOR CLEANING IN THE CHEMICAL INDUSTRY

Storage tanks, pipelines and process containers must be emptied completely and cleaned thoroughly at regular intervals; products are often adhesive, caustic, explosive or flammable. There are organic and inorganic base materials as well as numerous intermediate and end products. Such complex tasks require perfectly tailored cleaning systems for maximum effect, safety and efficiency. The Kärcher system has the right solution for individual requirements.



- 1 Mixing agitators and reactors**
- Various sizes and products in the chemical and paint industry.
 - Customised solutions, e.g. for paints and solvents.
 - Special applications for reactor cleaning.
 - Recirculation system for the conservation of valuable resources and protection of the environment.
- 2 IB containers**
- For material transport within company and delivery to customer.
 - From food to chemicals.
 - Container capacities from 250 to 3,000 litres in different materials.
 - Can be reused multiple times.



- 3 Barrels / Drums**
- Cleaning light containers up to 750 mm in diameter.
 - Irrespective of shape.
 - Pre-assembled wash bay.
 - Easy handling.
 - Immediately ready to use.

HDCI RANGE



Multiple versions for optimum container cleaning

High-pressure pumps for stationary or mobile high-pressure supply for container cleaning. The devices available in various versions – right through to ATEX certification – are specially designed for industrial requirements and enable a wide application spectrum. Suitable for use with a wide range of media, such as demineralised water, acids, lyes and solvents.



1 Pump sets in various versions

- Ecobrass enables the use of water and solvents.
- Stainless steel (VA) pump set enables the use of acids and lyes.



2 Various operating units are available as an option

- With a monitoring function adapted to the specific application.



3 Highly versatile

- Enabled by a variety of attachment kits.
- Available as stationary and mobile versions.



4 Optional automatic start/stop function

- Using the “Pressure and flow switch” attachment kit.

TECHNICAL DATA AND EQUIPMENT

		HDCI 30/10-4 St Dw HDCI 30/10-4 Mob Dw Ex	HDCI 30/10-4 St Ad/Ly HDCI 30/10-4 Mob Ad/Ly Ex	HDCI 30/5-4 St So Ex HDCI 30/5-4 Mob So Ex
		<div><div>■ Suitable for use with demineralised water</div><div>■ Stationary and mobile versions available</div><div>■ The mobile version is also available as an Ex version</div></div>	<div><div>■ Suitable for use with acids and lyes</div><div>■ Stationary and mobile versions available</div><div>■ The mobile version is also available as an Ex version</div></div>	<div><div>■ Suitable for use with solvents</div><div>■ Stationary and mobile versions available</div><div>■ Also available as an Ex version</div></div>
Technical data				
Throughput	I/h	3000	3000	3000
Max. pressure	bar / MPa	100 / 10	100 / 10	50 / 5
Temperature	°C	60	60	60
Electric drive	Ph / V / Hz / kW	3 / 400 / 50 / 11	3 / 400 / 50 / 11	3 / 400 / 50 / 5.5
Weight	kg	190 / 310	190 / 310	242

Equipment

Attachment kit control

Without control	<input type="checkbox"/>	<input type="checkbox"/>	<input type="checkbox"/>
Attachment kit motor protection main switch	<input type="checkbox"/>	<input type="checkbox"/>	<input type="checkbox"/>
Attachment kit E-control cabinet	<input type="checkbox"/>	<input type="checkbox"/>	<input type="checkbox"/>

Attachment kit general

Without attachment kit, general	<input type="checkbox"/>	<input type="checkbox"/>	<input type="checkbox"/>
Pulsation damper, steel	<input type="checkbox"/>	-	-
Pulsation damper, VA	<input type="checkbox"/>	<input type="checkbox"/>	-
Supply hose	<input type="checkbox"/>	<input type="checkbox"/>	-
Float tank	<input type="checkbox"/>	<input type="checkbox"/>	-
Overflow valve	<input type="checkbox"/>	<input type="checkbox"/>	-
Pressure switch	-	-	<input type="checkbox"/>

Order no.	1.509-010.0 -011.0	1.509-012.0 -013.0	1.509-014.0 -015.0
Price			
<input type="checkbox"/> Optional.			

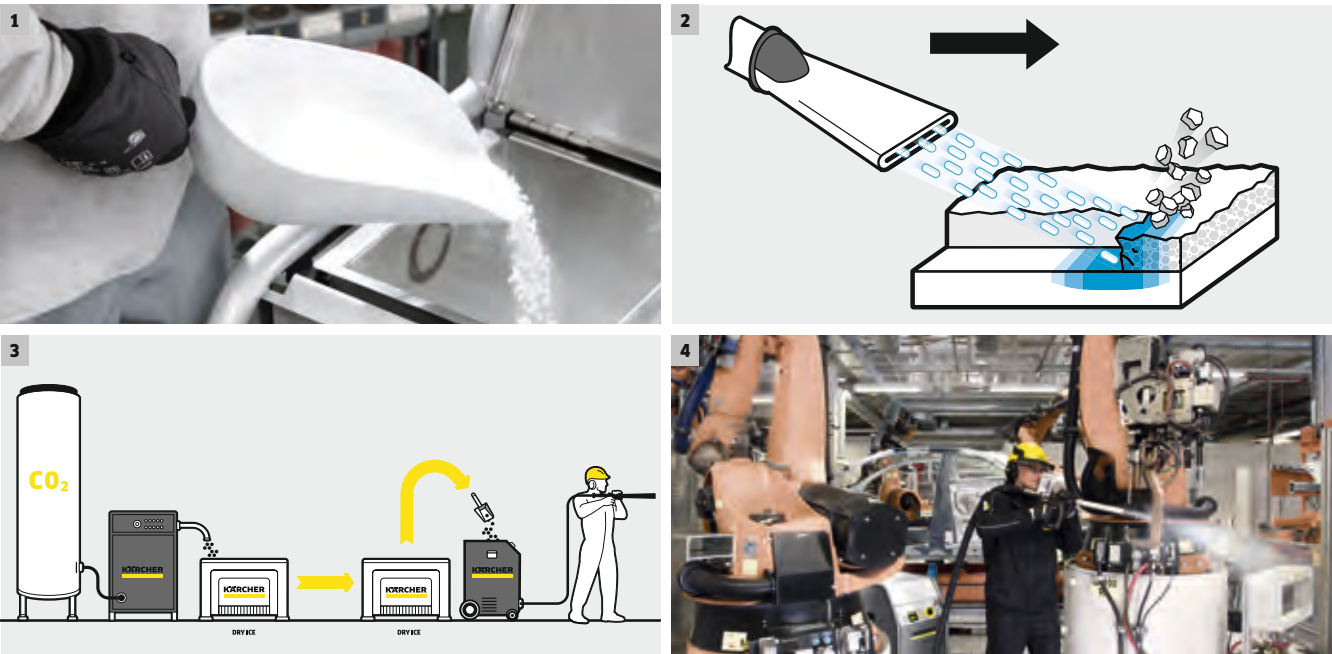
ICE COLD IN THE FACE OF DIRT - GENTLE ON SURFACES

Many components and machines are difficult to clean: casting moulds, extruders, processing machines in the food and plastics industries, etc. Our powerful dry ice blasters are the right solution when other procedures are not effective, practical or economical. And that is often the case: whenever water and steam cannot be used as cleaning agents due to the risk of corrosion. Or if residues from blasting material such as sand or glass must be avoided. For hygiene reasons or because of sensitive surfaces. Or to avoid time-consuming polishing after cleaning.



Table of contents: Dry ice cleaning

Dry ice cleaners	Page 776
Accessories	Page 780



- 1

Advantages of dry ice blasting
 - Cleaning without disassembling**
Machines do not have to be disassembled for cleaning. The pellets easily reach into even the smallest nooks and crannies.
 - Short machine downtimes**
thanks to fast and effective cleaning.
 - Environmentally friendly cleaning**
without additional chemicals or spray agents.
 - Surfaces are not damaged**
 - No residues**
Dry ice sublimates completely to CO₂. It leaves no residues such as spray agents or wastewater.

- 2

Cleanliness = cold times acceleration
The Ice Blaster accelerates the dry ice pellets, which are up to 3 millimetres in size, with compressed air to over 150 m/s. At a temperature of -79 °C the dirt freezes and cracks. The dry ice pellets ejected at high speed remove the dirt effortlessly. A highly effective method for removing almost any dirt in a way that is gentle on materials.
- 3

From carbon dioxide to ice
In the production process, liquid carbon dioxide flows into the press cylinder of the pelletizer and turns to dry ice snow as a result of the pressure drop. A hydraulic cylinder condenses this dry ice snow, which is then pressed by an extruder plate. This creates small rods of dry ice, which then break into pellets.
- 4

Ice Blasters from Kärcher offer the right solution for every application.
The robust design of the machines and reliable technology cannot fail to impress. A host of features, such as residual ice discharge, a cleverly designed protective handle, lockable blasting parameters, integrated water separator and many more, make everyday work significantly easier.

How to read the unit names:

Model

IB = Ice Blaster
IP = Ice Pelletizer

SUPER CLASS



Cleaning performance redefined

The IB 15/120 Ice Blaster is one of the most powerful dry ice blasting machines on the market. Among its outstanding features are its robustness, highly reliable technology and top results in dry ice blasting.



- 1

Nozzle case holder

 - Blasting spray nozzles and tools are always at hand on the machine.
 - The nozzle case is attached to the side of the machine to protect it from dirt.
- 2

Outstanding mobility

 - Optimum balancing of the device for convenient manoeuvring on uneven terrain.
 - Bars at the front and rear of the device make it easy to negotiate stairs.

IB 15/120

<div><div></div><div>Robust and reliable</div></div> <div><div></div><div>Oil and water separator</div></div> <div><div></div><div>For the most intensive jobs</div></div>		
Technical data		
Voltage	V	220-240
Frequency	Hz	50-60
Connection load	kW	0.6
Compressed air connection	Claw coupling (DIN 3238)	
Casing/frame	Stainless steel (1.4301)	
Cable length	m	7
Air pressure	bar / MPa	2-16 / 0.2-1.6
Air flow	m³/min	2-12
Sound pressure level	dB(A)	125
Dry ice capacity	kg	40
Dry ice pellets (diameter)	mm	3
Dry ice consumption	kg/h	30-120
Weight without accessories	kg	91.5
Dimensions (L × W × H)	mm	720 × 850 × 1100
Equipment		
Flat jet nozzle	■	
Round jet nozzle, XL, long	■	
Spray hose with electrical control cable and quick coupling	■	
“Air only” or “Air and ice” switch on the blasting trigger gun	■	
Includes ground strap coil	■	
Integrated oil and water separator	■	
Order no.	1.574-104.0	
Price		
■ Included in the scope of supply.		

MIDDLE CLASS



Highly mobile – for use with in-house compressors

The spray process with dry ice pellets is ideal for gentle cleaning of sensitive surfaces. The compact IB 7/40 for in-house compressed air networks ensures impeccable cleanliness, even at 2 bar.



- 1

Clear display

 - The values in the settings are easy to read and simple to operate thanks to large buttons and electronic controls.
- 2

Automatic residual ice discharge

 - The ability to empty the residual ice tank at the touch of a button prevents the device from icing up once work is complete.

IB 7/40 Adv

IB 7/40 Classic


		<div><div></div><div>Operation by the trigger gun</div></div> <div><div></div><div>Oil and water separator</div></div> <div><div></div><div>For in-house compressed air networks</div></div>	<div><div></div><div>Compact and agile</div></div> <div><div></div><div>Oil and water separator</div></div> <div><div></div><div>For in-house compressed air networks</div></div>	
Technical data				
Voltage	V	220-240	220-240	
Frequency	Hz	50-60	50-60	
Connection load	kW	0.6	0.6	
Compressed air connection		Claw coupling (DIN 3238)	Claw coupling (DIN 3238)	
Casing/frame		Stainless steel (1.4301)	Stainless steel (1.4301)	
Cable length	m	7	7	
Air pressure	bar / MPa	2-10 / 0.2-1	2-10 / 0.2-1	
Air flow	m³/min	0.5-3.5	0.5-3.5	
Sound pressure level	dB(A)	99	99	
Dry ice capacity	kg	15	15	
Dry ice pellets (diameter)	mm	3	3	
Dry ice consumption	kg/h	15-50	15-50	
Weight without accessories	kg	70	69	
Dimensions (L × W × H)	mm	768 × 510 × 1100	768 × 510 × 1100	
Equipment				
Flat jet nozzle		■	■	
Round jet nozzle, XL, long		-	-	
Spray hose with electrical control cable and quick coupling		■	■	
“Air only” or “Air and ice” switch on the blasting trigger gun		■	-	
Includes ground strap coil		■	-	
Integrated oil and water separator		■	■	
Order no.		1.574-002.0	1.574-001.0	
Price				
■ Included in the scope of supply.				

PELLETIZER





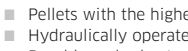
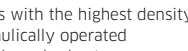


Make your own dry ice

Never buy dry ice pellets again! Thanks to the Kärcher Pelletizer, it is now extremely easy to produce these pellets yourself. This saves waiting time and purchasing and transport costs.










- 1 For time- and cost-saving on-site production of dry ice pellets for cleaning and cooling purposes
- 2 Extruder plate for creating dry ice pellets with the diameters 1.7 mm, 3 mm or 16 mm

IP 280		IP 120	IP 55	
				
				
Technical data				
Production quantity	kg/h	280	120	55
Current type	Ph / V / Hz	3 / 400 / 50	3 / 400 / 50	3 / 400 / 50
Connection load	kW	5.6	4	1.6
CO ₂ storage tank (liquid phase)		CO ₂ storage tank; liquid phase 13-21 bar	CO ₂ storage tank; liquid phase 13-21 bar	CO ₂ storage tank; liquid phase 13-21 bar
CO ₂ supply connection		1/2" BSP socket	1/2" BSP socket	1/2" BSP socket
Weight without accessories	kg	540	360	147
Dimensions (L × W × H)	mm	1560 × 800 × 1450	1320 × 700 × 1430	1150 × 600 × 1300
Order no.		On request	1.574-111.0	1.574-110.0
Price				

Nozzle sizes

Cleaning performance	Pressure in bar	IB 7/40 Air flow rate index/ Nozzle sizes	IB 15/120 Air flow rate index/ Nozzle sizes					
		XS Ø 5	S Ø 6	M Ø 7	L Ø 8	XL Ø 9	XXL Ø 10	
Very low blasting force For cleaning very light dirt on very sensitive surfaces, e.g. dust from rubber or grease and oil from soft plastics.	2	0.4	1.0	0.7	1.0	1.6	1.1	
	3	0.7	1.3	1.1	1.6	2.3	2.0	
Low blasting force For cleaning light dirt, e.g. oil and grease, light encrustations, glue residues, separating agents, rubber residues, cleaning of injection moulds.	4	0.9	1.7	1.7	2.2	3.0	2.8	
	5	1.1	2.0	2.3	2.9	3.6	3.7	
	6	1.3	2.4	2.7	3.5	4.3	4.5	
Medium blasting force For cleaning stubborn dirt, e.g. removing rust film or underbody coating, or cleaning welding guns.	7	1.6	2.7	3.1	4.0	5.0	5.0	
	8	1.8	3.0	3.6	4.6	5.7	5.9	
	9	2.0	3.4	4.0	5.3	6.4	6.7	
	10	2.3	3.7	4.5	6.0	6.7	7.5	
High blasting force For cleaning very stubborn dirt, e.g. paint re- moval, cleaning heat exchangers or die-casting tools.	11		4.0	5.0	6.5	7.4	8.4	
	12		4.4	5.5	7.1	8.2	9.3	
	13		4.7	5.9	8.0	8.9	10.3	
Very high blasting force For cleaning extremely stubborn dirt, e.g. paint removal, cleaning casting tools, cleaning power plant furnaces.	14		5.1	6.5	8.4	9.6	11.2	
	15		5.4	7.0	9.0	10.4	12.0	
	16		5.7	7.5	9.7	11.2	12.9	
Area performance								

The air consumption is shown in m³/min in the table.

	up to 1 m³/min:	Industrial in-house compressed air supply; entry-level compressor, e.g. Kaeser M 17, CompAir C14
	1-2 m³/min:	Industrial in-house compressed air supply; small compressor, e.g. Kaeser M 31, CompAir C20GS
	2-3 m³/min:	medium compressor, e.g. Kaeser M 57, CompAir C35
	3-5 m³/min:	medium compressor, e.g. Kaeser M 57, CompAir C35
	5-7 m³/min:	medium compressor, e.g. Kaeser M 80, CompAir C55
	7-10 m³/min:	large compressor, e.g. Kaeser M 122, CompAir C105
	> 10 m³/min:	very large compressor, e.g. Kaeser M 250, CompAir C200

DRY ICE CLEANING ACCESSORIES



Special nozzles, lights, protective gear: Kärcher provides accessories for all your needs: flat jet nozzles and round spray nozzles in a long and short version, adjustable miniature angled nozzles for delicate work in tight spaces or round and flat angled nozzles.



		Order no.	Price	Description			IB 15/120	IB 7/40 Adv	IB 7/40 Classic	IP 280	IP 120	IP 55
Blasting gun												
Jet gun, XXL, heavy duty	1	4.775-836.0		Ergonomic and light jet gun with safety machine to prevent unintentional triggering. Switch for selecting "air and dry ice" or only "compressed air".	1		■					
Jet gun, XXL, Adv	2	4.775-837.0		Ergonomically designed jet gun. The compact design of this gun makes it especially light and handy.	2		□					
Jet gun, XS, Adv	3	4.775-785.0		Includes a safety function to prevent unintentional triggering. The Advanced jet gun features an integrated remote control. The ice delivery rate and jet pressure can be adjusted directly from the gun. Also includes a switch to choose between "air only" and "air and ice".	3			■	□			
Jet gun, XS, classic	4	4.775-794.0		Ergonomically designed jet gun. The compact design of this gun makes it especially light and handy. Includes a safety function to prevent unintentional triggering.	4			□	■			
High-pressure spray nozzles												
Flat jet nozzle, 50 mm	5	4.574-033.0		Flat jet nozzle with optimised nozzle geometry. Excellent cleaning results with a high area coverage.	5		■					
Flat jet nozzle, XXL, 75 mm	6	4.574-054.0		Flat jet nozzle (75 mm jet width) for the Kärcher Ice Blaster. The innovative nozzle geometry ensures an extremely even spray pattern across the entire width during dry ice blasting.	6		□					
Flat jet nozzle, XXL, 100 mm	7	4.574-056.0		Ice Blaster flat jet nozzle with 100 mm jet width and new geometry. Ideal for dry ice blasting over very large areas. For an extremely even spray pattern across the entire width.	7		□					
Flat jet nozzle insert, S	8	4.574-031.0		Nozzle insert for regulating air flow.	8		□					
Flat jet nozzle insert, L	9	4.574-030.0			9		■					
Flat jet nozzle insert, XXL	10	4.574-032.0			10		□					
Round spray nozzle, S, long	11	4.574-050.0		Powerful round spray nozzle with an innovative nozzle contour for maximum cleaning performance and very low air consumption. Ideal for stubborn dirt. Air volume index: S.	11		□					
Round spray nozzle, M, long	12	4.574-048.0		Powerful round spray nozzle with an innovative nozzle contour for maximum cleaning performance and low air consumption. Ideal for stubborn dirt. Air volume index: M.	12		□					
Round spray nozzle, M, short	13	4.574-028.0		Short, practical round spray nozzle for small areas. Air volume index: M.	13		□					
Round spray nozzle, L, long	14	4.574-051.0		Powerful round spray nozzle with an innovative nozzle contour for maximum cleaning performance and moderate air consumption. Ideal for stubborn dirt. Air volume index: L.	14		□					
Round spray nozzle, L, short	15	4.574-029.0		Short, practical round spray nozzle for medium-sized areas. Air volume index: L.	15		□					
Round spray nozzle, XL, long	16	4.574-049.0		Practical round spray nozzle with innovative nozzle contour for maximum cleaning performance. The optimal solution for stubborn dirt. Air volume index: XL.	16		■					
Round spray nozzle, XL, extra long	17	4.574-047.0		45 cm round spray nozzle with innovative nozzle contour for maximum cleaning performance. The optimal solution for extremely stubborn dirt. Air volume index: XL.	17		□					
Low pressure - blasting nozzles												
Flat jet nozzle, XS, short	18	4.574-040.0		Optimised nozzle geometry makes the nozzle particularly efficient and quiet. Very short and compact nozzle. Especially suited for use in small spaces.	18			□	□			
Flat jet nozzle, XS, long	19	4.574-038.0		Optimised nozzle geometry makes the nozzle particularly efficient and quiet. Excellent cleaning results with a high area coverage.	19			■	■			
Round spray nozzle, XS, short	20	4.574-039.0		Optimised nozzle geometry makes the nozzle particularly efficient and quiet. Very short and compact nozzle. Especially suited for use in small spaces.	20			□	□			
Round spray nozzle, XS, long	21	4.574-037.0		Optimised nozzle geometry makes the nozzle particularly efficient and quiet. Very powerful for stubborn dirt.	21			□	□			
Angled nozzle, XS, flat	22	4.574-042.0		The angled nozzle deflects the spray at a 90° angle. Ideal for cleaning injection moulds.	22			□	□			
Angled nozzle, XS, round	23	4.574-041.0			23			□	□			
Mini angled nozzle, 60°, XS	24	4.574-044.0		Miniature angled nozzle for tight spaces. Deflects the jet about 60° laterally. Protrudes 57 mm to the side, length: 260 mm. Set consists of 4 parts: 1 × union nut, 1 × extension piece, 100 mm (5.321-971.0) 1 × angle piece, 60° (5.321-972.0) 1 × nozzle tip (5.321-977.0). Any number of extension pieces can be attached. The angle and nozzle tip can be ordered separately.	24				□	□		
Mini angled nozzle, 90°, XS	25	4.574-043.0		Miniature angled nozzle for tight spaces. Deflects the jet about 90° laterally. Protrudes 63 mm to the side, length: 240 mm. Set consists of 4 parts: 1 × union nut, 1 × extension piece, 100 mm (5.321-971.0) 1 × angle piece, 90° (5.321-973.0) 1 × nozzle tip (5.321-977.0). Any number of extension pieces can be attached. The angle and nozzle tip can be ordered separately.	25				□	□		
Extension, 100 mm	26	5.321-971.0		100 mm extension tube for miniature angled nozzles (60°, 90°, 135°).	26			□	□			

■ Included in the scope of supply. □ Available accessories. More Kärcher original accessories can be found on the following pages.



		Order no.	Price	Description			IB 15/120	IB 7/40 Adv	IB 7/40 Classic	IP 280	IP 120	IP 55
Angle, 90°	27	5.321-973.0		Angle piece, 90°, for all miniature angled nozzles.	27			<input type="checkbox"/>	<input type="checkbox"/>			
Angle, 60°	28	5.321-972.0		Angle piece, 60°, for all miniature angled nozzles.	28			<input type="checkbox"/>	<input type="checkbox"/>			
Replacement nozzle	29	5.321-977.0		Nozzle tip for all miniature angled nozzles.	29			<input type="checkbox"/>	<input type="checkbox"/>			
Straight adapter for angled nozzle	30	5.321-992.0		Can be attached to all miniature angled nozzles. Converts a miniature angled nozzle to a straight nozzle.	30			<input type="checkbox"/>	<input type="checkbox"/>			
Cavity nozzle, XS	31	4.574-045.0		Diameter: 22 mm. Any number of extension pieces can be attached.	31			<input type="checkbox"/>	<input type="checkbox"/>			
Nozzle accessories												
Scrambler	32	4.574-026.0		The innovative Scrambler, patented by Kärcher, is mounted between the trigger gun and spray nozzle and breaks up the 3 mm dry ice pellets into fine particles. This makes it possible to clean very sensitive surfaces. There are three pellet breaking force levels.	32		<input type="checkbox"/>	<input type="checkbox"/>	<input type="checkbox"/>			
Double scrambler	33	4.574-052.0		Additional Scrambler that, together with the standard Scrambler, produces even finer blast particles. The Double Scrambler can be fitted onto the standard Scrambler, taking up minimal extra space.	33		<input type="checkbox"/>	<input type="checkbox"/>	<input type="checkbox"/>			
Nozzle extension, XXL, 170 mm	34	4.574-027.0		170 mm nozzle extension.	34		<input type="checkbox"/>	<input type="checkbox"/>	<input type="checkbox"/>			
Nozzle extension, XXL, 500 mm	35	4.574-060.0		500 mm nozzle extension.	35		<input type="checkbox"/>	<input type="checkbox"/>	<input type="checkbox"/>			
Nozzle extension, XS, 300 mm	36	4.574-046.0		300 mm nozzle extension.	36		<input type="checkbox"/>	<input type="checkbox"/>	<input type="checkbox"/>			
Handle, IB 7/40	37	4.321-248.0		Handle for attachment to nozzle extension (4.574-046.0, 300 mm). For convenient two-handed use.	37			<input type="checkbox"/>	<input type="checkbox"/>			
Handle, IB 15/120	38	6.321-206.0		Handle for use with nozzle extension.	38		<input type="checkbox"/>					
Nozzle light, IB 15/120	39	2.815-010.0		Nozzle light is screwed onto the jet gun. For optimum illumination of the spray area.	39		<input type="checkbox"/>					
Nozzle light, IB 7/40	40	2.815-011.0		Nozzle light is screwed onto the jet gun to illuminate the work area.	40			<input type="checkbox"/>	<input type="checkbox"/>			
Open-end wrench (size 27 mm)	41	7.815-009.0		Open-end wrench for mounting nozzles (2 required).	41		■	■	■			
Grease for nozzle thread, silicone-free	42	6.288-088.0		The thread of the spray nozzles must be regularly treated with this silicone-free grease.	42		■	■	■			
Intermediate piece for angled spray lances	43	4.574-034.0		Intermediate piece for all available angled spray lances. Can also be used as a flat jet nozzle insert (14 mm).	43		<input type="checkbox"/>					
90° angled spray lance, XXL	44	4.574-035.0		90° angled spray lance can be combined with all available nozzles. Requires the use of intermediate piece 4.130-425.0.	44		<input type="checkbox"/>					
105° angled spray lance, XXL	45	4.574-036.0		105° angled spray lance can be combined with all available nozzles. Requires the use of intermediate piece 4.130-425.0.	45		<input type="checkbox"/>					
Blasting hose, compressed air hose												
Spray hose, 1/2"	46	4.013-042.0		5 m spray hose with electric control cable and quick couplings, non-marking outer layer, silicone-free (1/2" diameter).	46			■	■			
Spray hose, 3/4"	47	4.013-043.0		8 m spray hose with electric control cable and quick couplings, non-marking outer layer, silicone-free (3/4" diameter). Hoses can be extended without additional adapters.	47		■					
Hose trolley	48	4.574-057.0		Hose reel including all adaptors. This practical tool for dry ice blasting using the Ice Blaster is designed for 80 m long compressed air hoses with a diameter of 1".	48		<input type="checkbox"/>	<input type="checkbox"/>	<input type="checkbox"/>			
Compressed air hose, 1", 5 m	49	6.574-279.0		The compressed air hose (1", 5 m) for the Ice Blaster is very light and keeps its shape. Ideal for connecting to the hose reel with the compressor.	49		<input type="checkbox"/>	<input type="checkbox"/>	<input type="checkbox"/>			
Compressed air hose, 1", 20 m	50	6.574-280.0		The compressed air hose (1", 20 m) for the Ice Blaster is very light and keeps its shape. Once the dry ice blasting is finished, the hose can be wound up again perfectly on the Kärcher hose reel.	50		<input type="checkbox"/>	<input type="checkbox"/>	<input type="checkbox"/>			
Compressed air hose, 1", 60 m	51	6.574-281.0		The compressed air hose (1", 60 m) for the Ice Blaster is very light and keeps its shape. Once the dry ice blasting is finished, the hose can be wound up again perfectly on the Kärcher hose reel.	51		<input type="checkbox"/>	<input type="checkbox"/>	<input type="checkbox"/>			
Compressed air hose, 10 m	52	6.390-284.0		Foldable compressed air hose with inner diameter of 3/4" and length of 10 m.	52		<input type="checkbox"/>	<input type="checkbox"/>	<input type="checkbox"/>			
Compressed air hose, 20 m	53	6.390-285.0		Foldable compressed air hose with inner diameter of 3/4" and length of 20 m.	53		<input type="checkbox"/>	<input type="checkbox"/>	<input type="checkbox"/>			
Protective foil for IB spray hose, 100 m	54	6.667-214.0		100 m roll of hose foil. Protects the spray hose from contamination and damage. If the foil is damaged, it can easily be replaced.	54		<input type="checkbox"/>	<input type="checkbox"/>	<input type="checkbox"/>			

■ Included in the scope of supply. □ Available accessories. More Kärcher original accessories can be found on the following pages.



		Order no.	Price	Description			IB 15/120	IB 7/40 Adv	IB 7/40 Classic	IP 280	IP 120	IP 55
Protective equipment												
Safety goggles	55	6.321-208.0		Safety goggles.	55		<input type="checkbox"/>	<input type="checkbox"/>	<input type="checkbox"/>			
Protective gloves	56	6.321-210.0		Cold-protection glove in size 10 with slip-resistant profile (category 3 in accordance with EN 511, Level 12X EN 388, Level 2121).	56		<input type="checkbox"/>	<input type="checkbox"/>	<input type="checkbox"/>			
Hearing protection	57	6.321-207.0		Effective hearing protection with average noise insulation of 35 dB(A) in accordance with SNR (Single Number Rating).	57		<input type="checkbox"/>	<input type="checkbox"/>	<input type="checkbox"/>			
Mounting kits and other accessories												
Foam insert for case IB 15/120	58	5.365-369.0		Empty foam insert for the transport case with order no. 6.421-355.0. The insert is ready-made with matching spaces for different nozzles for dry ice blasting.	58		■					
Case for nozzles and accessories	59	6.421-355.0		The storage case for spray nozzles can be easily attached with clips to the rear of the IB 15/120. The height of the nozzle case is 120 mm.	59		■					
Y adapter, air supply	60	2.641-880.0		Y-adapter for connecting the air hose to two 1/4" quick coupling connections.	60		<input type="checkbox"/>	<input type="checkbox"/>	<input type="checkbox"/>			
Wheel, puncture-proof, 305 × 105	61	6.515-002.0		Puncture-proof, fully foamed wheel with metal rim.	61		<input type="checkbox"/>					
Ground strap coil	62	2.641-741.0		Automatic ground strap coil with about 6 m ground strap and sturdy clamp. The ground strap coil reliably prevents static build-up on the object being blasted and prevents arcing between the object and nozzle.	62			■	<input type="checkbox"/>			
Shovel	63	4.321-198.0		For filling the Ice Blaster tank with dry ice pellets.	63		<input type="checkbox"/>	<input type="checkbox"/>	<input type="checkbox"/>			
Pelletizer												
CO ₂ Detector with sensor	64	6.574-278.0		The CO ₂ detector indicates the CO ₂ concentration in the air. This attachment kit contains a CO ₂ detector as well as a CO ₂ sensor. Since CO ₂ gas is heavier than air, the CO ₂ sensor should be installed at the lowest point of the building.	64					<input type="checkbox"/>	<input type="checkbox"/>	<input type="checkbox"/>
Extruder plate, 3 mm	65	6.574-046.0		High-quality extruder plate for creating 3 mm dry ice pellets.	65							■
	66	6.574-061.0			66						■	
	67	6.574-001.0			67					■		
Extruder plate, 1.7 mm	68	6.574-200.0		This extruder plate produces dry ice pellets 1.7 mm in diameter.	68						<input type="checkbox"/>	
Extruder plate, 16 mm	69	6.574-060.0		High-quality extruder plate for creating 16 mm dry ice pellets.	69						<input type="checkbox"/>	
	70	6.574-002.0			70					<input type="checkbox"/>		
	71	6.574-045.0			71							<input type="checkbox"/>
Timer module	72	6.574-181.0		Production control system for automatic filling. The timer module can be used to set the pelletizer to a specific run time. The pelletizer automatically stops dry ice production when the set time has elapsed.	72						<input type="checkbox"/>	
	73	6.574-197.0			73							<input type="checkbox"/>

■ Included in the scope of supply. □ Available accessories. More Kärcher original accessories can be found on the following pages.

KÄRCHER PARTS CLEANERS – EVERY PART PERFECTLY CLEANED

There is no room for compromise when it comes to modern parts cleaning. Kärcher parts cleaners are only made of high-quality materials. Intensive cleaning is carried out with solvent-free, water-based cleaning agents that effortlessly remove grease, oils, and other dirt. Using the correct cleaning agents preserves and protects components longer.



Table of contents: Parts cleaning

Biological parts cleaning	Page	788
Automatic parts cleaning	Page	789
Accessories	Page	790
Cleaning agents	Page	881



1 Parts cleaners – indispensable in industry and commerce

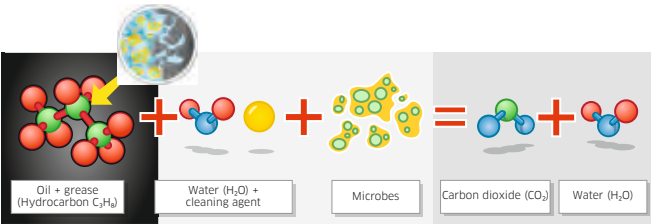
Kärcher parts cleaners are essential to industrial manufacturing and maintenance. They thoroughly and gently clean dirty components and tools before or after processes such as welding and assembly. In vehicle workshops as well as service and maintenance companies: the best solution for cleaning motors, gearbox housings and machine parts. In addition to automatic parts cleaners, Kärcher offers manual biological parts cleaners that take things a step further: specialised microbes biologically degrade the dislodged dirt.

2 Biological parts cleaning – a water-based solution

The cleaning agent used is pH-neutral and dermatologically tested. The cleaning agent works without solvents and is therefore very environmentally friendly. It guarantees consistently high cleaning performance in combination with the microbes. There is no need to completely change and dispose of the cleaning agent. As a result of biological degradation of the contaminants, use of the cleaning agent is theoretically unlimited. All the user needs to do is regularly top up evaporated liquid or liquid that has been used up during the work process.

How to read the unit names:

Model	Basket diameter	Load capacity	Machine class	Operating principle
Example: PC	60	130	T	
PC = Parts cleaner	Basket diameter in cm	Max. loading weight in kg	M2 = Manual, two station T = Top loader	Bio = Microbes



The biological cleaning process under the microscope: organic substances are biologically broken down into carbon dioxide and water through the use of a water-based cleaning agent and microbes.

BIOLOGICAL PARTS CLEANING



Parts cleaner for industrial and commercial use

Thorough and eco-friendly: biological parts cleaners made of impact resistant plastic, are suitable for cleaning tools, motor components and other parts contaminated with oil or grease up to a weight of 100 kg.



- 1

Convenient, safe and economical

 - High-quality, hard-wearing and long-lasting materials guarantee a long service life.
- 2

Replaceable filter mat

 - Cleanliness guaranteed: for the filtration of fine particles up to 50 µm and releasing fresh microbes.

PC 100 M2 Bio

- Washstand, large rinsing basin
- 1 tap, 2 brushes, 2 drains

Technical data		
Pressure	bar / MPa	0.3 / 0.03
Flow rate	l/h	900
Connection load	kW	1
Working area	mm	1041 × 660
Casing/frame		HDPE – Plastic
Max. temperature	°C	40
Load capacity	kg	100
Tank capacity	l	80
Weight	kg	44
Dimensions (D × W × H)	mm	952 × 1181 × 1067
Voltage	V	220–240
Equipment		
Brush (pervaded with cleaning agent)		■
Tap		■
Water level control		■
Order no.		1.626-722.0
Price		

■ Included in the scope of supply.

AUTOMATIC PARTS CLEANING



Effective and reliable

Production, maintenance, workshop, metal processing – automatic parts cleaners are very versatile. The parts cleaners work on the basis of aqueous solutions without solvents.



- 1

Automatic parts cleaners

 - Robust and high-quality: all stainless steel design; with three-dimensional nozzle system for excellent cleaning results.
- 2

Detergent

 - For light or stubborn dirt: Kärcher always has the right cleaning agent.

PC 60/130 T

- Fully automatic parts cleaning
- Motor-driven rotary disc
- Three-dimensional nozzle system

Technical data		
Pressure	bar / MPa	1.5 / 0.15
Flow rate	l/h	4500
Connection load	kW	5.5
Working diameter	mm	600
Usable height	mm	310
Casing/frame		Stainless steel (1.4301)
Max. temperature	°C	80
Adjustable cleaning time	min	1–30
Load capacity	kg	130
Tank capacity	l	100
Weight	kg	165
Dimensions (D × W × H)	mm	1080 × 1000 × 1250
Equipment		
Elapsed time counter		■
Retainer ring (stainless steel, for rotary disc)		■
Small parts cage with cover (stainless steel)		–
Oil separator		–
Timer for cleaning cycle		■
Water level control		■
Order no.		1.626-704.0
Price		

■ Included in the scope of supply.

PARTS CLEANER ACCESSORIES



Kärcher offers high-quality accessories to extend the uses of parts cleaners. Kärcher also offers spare parts for service, maintenance and other uses. This increases the efficiency and useful life of the machines.



		Order no.	Price	Description			PC 100 M2 Bio	PC 60/130 T
Parts cleaner								
Filter mat with microbes, 1-ply	1	6.626-041.0		The filter mat filters out dirt particles up to 50 µm. When the machine is initially filled, the microbes contained in the filter mat are washed into the tank and activated. The filter mat must be replaced every 4 to 8 weeks depending on the degree of contamination.	1		<input type="checkbox"/>	
Filter mat with microbes, 3-ply	2	6.626-042.0		The filter mat filters out dirt particles up to 50 µm. When the machine is initially filled, the microbes contained in the filter mat are washed into the tank and activated. The multi-layer filter mat has three fleece layers. This means that the soiled layer on top can be removed after 1 to 2 weeks, leaving the next clean fleece layer underneath.	2		<input type="checkbox"/>	
Flow-through brush, long hose	3	6.626-039.0		The brush is soaked in cleaning agent and used to remove dirt from parts. It has an extra-long hose.	3		<input checked="" type="checkbox"/>	
Flow-through brush, angled	4	6.626-040.0		The angled cleaning brush is used to remove dirt from parts and can even get into tiny corners.	4		<input type="checkbox"/>	
Roller cart	5	6.626-043.0		A trolley increases the flexibility of the machine by making it mobile.	5		<input type="checkbox"/>	
Two-channel timer	6	6.631-551.0		Two-channel timer for fully automatic control of the heating system and oil separator of the parts cleaner. The heating system and oil separator can be programmed separately from each other for each day of the week.	6			<input type="checkbox"/>
Oil separator (skimmer) attachment kit	7	2.642-465.0		The oil separator (skimmer) considerably extends the useful life of the cleaning fluid. The oil in the cleaning fluid floats to the top when not in use, e.g. at night. The skimmer can then be used to remove this oil from the cleaning fluid.	7			<input type="checkbox"/>
Filtration attachment kit (250 µ)	8	2.642-193.0		The filter is mounted between the pump and the nozzles. The filter casing and sieve are made of high-grade stainless steel.	8			<input type="checkbox"/>
Small parts cage	9	6.626-086.0		Small parts cage.	9			<input type="checkbox"/>
Replacement filter sieve	10	6.626-081.0		Replacement filter sieve.	10			<input type="checkbox"/>

■ Included in the scope of supply. □ Available accessories. More Kärcher original accessories can be found on the following pages.

CLEANING DAILY - CLEANING EFFICIENTLY

Even with modern, efficient cleaning machines, manual cleaning remains a common practice in daily maintenance cleaning. Surfaces can be quickly and affordably cleaned by hand in places that machines cannot reach. And with the unparalleled precision and touch of the human hand. As the world's leading provider of cleaning technology, we are continuously expanding our range of professional and high-quality manual cleaning tools. Innovative cleaning and system solutions that you need and want.



- 1 Complete range**

The Kärcher system offers a complete product range of cleaning machines, cleaning agents and manual tools.
- 2 Numerous colours - a single cleaning objective**

Our manual tools can be sorted into areas of use according to their colour codes, thus avoiding cross-contamination.
- 3 Perfect ergonomics and feel**

The height, handle shape and handling of our manual cleaning equipment are designed so that the user needs minimal effort to operate them.
- 4 Effective and efficient**

Because our handles and attachments are all standardised and compatible with each other, you save on spare parts since you can use tools you already have.

Table of contents: Manual cleaning	
Floors	Page 794
Surfaces	Page 810
Cleaning and transport trolleys	Page 818
Windows	Page 826
Cleaning agents	Page 840

FLOOR CLEANING - DOUBLY EFFECTIVE

You can clean floors with one of two fundamentally different methods: dry or wet. Which one you choose will depend on the type of flooring you have and how dirty it is. We can provide you with multifunctional, effective tools for any task and textiles with any kind of fibre and fibre structure. For the best manual floor cleaning at Kärcher standards.







- 1 The daily hard surface cleaner**
- Cleans all sensitive areas, wiped surfaces and hard surfaces.
 - The efficient mop press makes for light work.
 - 2 separate, colour-coded 15-litre buckets for optimal hygiene.





- 2 Quick and easy**
- Much lighter than a bucket.
 - Fast emptying and filling.
 - Cleaning agent is dispensed at the push of a button.

- 3 Environmentally friendly**
- Eco-friendly, with less waste.
 - No more bending, mop clamps automatically in place.
 - Improved hygiene, no contact with dirt and cleaning agents.





SWEEPING

	Litter picker 100 cm	Dustpan with rubber profile with sweeping slide	ECO!Broom and waste container	Brush set universal
				
Description	For picking up coarse dirt conveniently.	The sweep-collect system, consisting of a sweeping slide and dustpan with an ergonomic handle and rubber profile, is perfect for removing coarse and wet dirt.	Ideal for working with one hand: the very lightweight ECO!Broom features a waste container for removing coarse dirt and a squeegee which adapts to the ground conditions.	Comprising broom and dustpan.
Dimensions (L × W × H) cm	100	32 × 15 × 96	28 × 29 × 85	35 × 22 × 7
Quantity piece(s)	1	1	1	1
PU	10	1	1	12
Order no.	6.999-113.0	6.999-191.0	6.999-226.0	3.337-614.0
Price				



SWEEPING AND SCRAPING

	Broom PVC 35 cm	Broom PVC 60 cm	Window and floor scraper, 120 cm long, with blade	Scraper with long handle and blade
				
Description	In combination with aluminium handle 6.999-115.0 and aluminium telescopic handle 6.999-100.0.	In combination with wooden handle 6.999-117.0.	With 120 cm handle for easy operation, with protective cover for increased safety.	For removing chewing gum, paint residue and coarse dirt on smooth surfaces.
Dimensions (L × W × H) cm	35	60	120 × 10	32 × 10.5
Quantity piece(s)	1	1	1	1
PU	10	10	10	25
Order no.	6.999-114.0	6.999-116.0	3.345-154.0	6.999-127.0
Price				



DUST BINDING - DUST MOP COVERS

	Cotton dust mop 60 cm	Cotton dust mop 80 cm	Cotton dust mop 120 cm	Cotton dust mop 160 cm
				
				NEW
Description	100% cotton. For dry mopping medium-sized surfaces. For dust mop holder 6.999-092.0.	100% cotton. For dry mopping large surfaces. For dust mop holder 6.999-093.0.	100% cotton. For dry mopping large surfaces. For dust mop holder 6.999-108.0.	Dust mop made from 100% cotton. With 160 cm diameter, suitable for dry dusting in large areas, e.g. in gyms. Washable up to 60 °C. For dust mop holder 6.999-243.0.
Dimensions (L × W × H) cm	60 × 13	80 × 13	120 × 13	160 × 13
Quantity piece(s)	1	1	1	-
PU	30	30	15	-
Order no.	6.999-090.0	6.999-091.0	6.999-110.0	6.999-242.0
Price				


DUST BINDING - DUST MOP COVERS

	Acrylic dust mop 60 cm	Acrylic dust mop 80 cm
		
Description	For dry mopping medium-sized surfaces. For dust mop holder 6.999-092.0.	For dry mopping large surfaces. For dust mop holder 6.999-093.0.
Dimensions (L × W × H) cm	60 × 13	80 × 13
Quantity piece(s)	1	1
PU	30	30
Order no.	6.999-148.0	6.999-149.0
Price		

DUST BINDING - HOLDERS

	Dust mop holder 60 cm	Dust mop holder 80 cm	Rigid dust mop holder 120 cm	Dust mop holder, fixed 160 cm
				
				
Description	In combination with aluminium handle 6.999-096.0 or telescopic handle 6.999-111.0. For dust mop 6.999-090.0 and 6.999-148.0.	In combination with aluminium handle 6.999-096.0 or telescopic handle 6.999-111.0. For dust mop 6.999-091.0 and 6.999-149.0.	In combination with aluminium handle 6.999-096.0 or telescopic handle 6.999-111.0.	Fixed holder for dust mop, 160 centimetres long. Suitable for use with aluminium handle 6.999-096.0 or telescopic handle 6.999-111.0.
Dimensions (L × W × H) cm	60 × 9	80 × 9	120 × 9	160 × 9
Quantity piece(s)	1	1	1	1
PU	30	30	10	10
Order no.	6.999-092.0	6.999-093.0	6.999-108.0	6.999-243.0
Price				


DUST BINDING - HOLDERS

	Holder with squeegees 40 cm	Holder with squeegees 60 cm	Duster ECO 540	Pad sole, corrugated
				
Description	Structured slat holder (40 cm) for daily maintenance cleaning with dust binding cloths 3.337-999.0, 3.338-003.0, 3.338-004.0 and 3.338-006.0. With fixing system for convenient application.	Very hygienic, easy-to-sterilise slat holder (60 cm) for daily maintenance cleaning with dust binding cloths 3.337-999.0, 3.338-003.0, 3.338-004.0 and 3.338-006.0.	For perfect dusting with the corresponding dust binding cloths.	For duster ECO 540.
Dimensions (L × W × H) cm	40 × 11	60 × 11	58 × 10	58 × 10
Quantity piece(s)	1	1	1	1
PU	1	1	20	10
Order no.	6.999-057.0	6.999-152.0	3.335-752.0	3.335-856.0
Price				

DUST BINDING - DUST BINDING CLOTHS

	Dust binding cloth neolinn BASIC	Dust binding cloth neolinn CLASSIC	Dust binding cloth roll neolinn CLASSIC	Dust binding cloth neolinn ECO
				
Description	Oil-impregnated disposable cloth for all smooth floor coverings.	Disposable cloth with special adhesive for all smooth floor coverings, surfaces and objects.		Oil-impregnated disposable cloth for all smooth floor coverings.
Dimensions (L × W × H) cm	60 × 30	60 × 26	32 × 20	60 × 24
Quantity piece(s)	50	25	900	1000
PU	8	18	1	1
Order no.	3.337-999.0	3.338-004.0	3.338-003.0	3.338-006.0
Price				

WET CLEANING

	Pad holder, hand	Pad holder with joint	Pad, white	Pad, green
				
Description	For cleaning corners and edges that machines cannot reach. For white pad 6.999-102.0 and green pad 6.999-103.0.	For cleaning corners and edges that machines cannot reach. For white pad 6.999-102.0 and green pad 6.999-103.0. In combination with aluminium handle 6.999-096.0 or telescopic handle 6.999-111.0.	For cleaning corners and edges that machines cannot reach. For hand pad holder 6.999-101.0 and pad holder with joint 6.999-158.0.	
Dimensions (L × W × H) cm	23 × 10	23 × 10	24.5 × 12 × 2	24.5 × 12 × 2
Quantity piece(s)	1	1	1	1
PU	12	12	12	12
Order no.	6.999-101.0	6.999-158.0	6.999-102.0	6.999-103.0
Price				

WET CLEANING - WATER SQUEEGEE

Rubber squeegee 55 cm



Description	Plastic water squeegee.
Dimensions (L × W × H) cm	55
Quantity piece(s)	1
PU	10
Order no.	6.999-089.0
Price	

WET CLEANING - MOP COVERS FLAP SYSTEM

Cotton mop

Microfibre mop, short fibre

Microfibre mop, loop

Microfibre mop, short fibre, abrasive



Description	100 % cotton. Flap. For mop holder 6.999-098.0.	Microfibre, short fibre. Flap. For mop holder 6.999-098.0.	Microfibre loop mop. Flap. For mop holder 6.999-098.0.	Microfibres and PP fibres for more abrasive cleaning power. Flap. Perfect for non-slip tiles. For mop holder 6.999-098.0.
Dimensions (L × W × H) cm	40 × 13	40 × 13	40 × 13	40 × 13
Quantity piece(s)	1	1	1	1
PU	25	25	25	25
Order no.	6.999-094.0	6.999-095.0	6.999-097.0	6.999-099.0
Price				

WET CLEANING - MOP COVERS POCKET SYSTEM

Microfibre mop, short fibre, abrasive

Microfibre mop, short fibre

ECO!Mop set, red

ECO!Mop set, blue



Description	Microfibres and PP fibres for more abrasive cleaning power. Perfect for non-slip tiles. Pocket attachment.	Microfibre, short fibre. Pocket attachment.	Microfibre loop mop for excellent dirt pick-up. Pocket attachment.	
Dimensions (L × W × H) cm	40 × 13	40 × 13	40 × 13	40 × 13
Quantity piece(s)	1	1	1	1
PU	25	25	25	25
Order no.	6.999-131.0	6.999-132.0	6.999-136.0	6.999-143.0
Price				

WET CLEANING - MOP COVERS POCKET SYSTEM

Basic cotton mop

Basic microfibre mop

Microfibre mop short fiber 50 cm




Bucket with mop press 15 l

NEW





Description	With pocket and flap, as well as loops on the inside and fringes outside.	With pocket and flap, as well as abrasive strips for more effective dirt removal.	Colour-coded short-fibre microfibre mop (50 cm) with bag for efficient cleaning. Washable up to 90 °C, dryer up to max. 45 °C.	15-litre bucket with carrying handle and a mop roller press that can be operated using a foot pedal on the bucket. The simple system is perfect for cleaning small surfaces.
Dimensions (L × W × H) cm	40 × 13	40 × 13	50 × 13	46 × 32 × 36
Quantity piece(s)	1	1	1	1
PU	50	50	25	1
Order no.	3.337-959.0	3.337-957.0	6.999-277.0	6.999-227.0
Price				




WET CLEANING - MOP CLOTH VELCRO SYSTEM

	Microfibre velcro cover, abrasive, 40 cm	Microfibre velcro cover 40 cm	Cotton velcro cover, 40 cm
	NEW	NEW	NEW
			
Description	Microfibre velcro cover, abrasive, 40 cm, with velcro fastening. Developed especially for cleaning safety tiles, where abrasive cleaning power is desired.	Microfibre velcro cover with impressive cleaning and dirt absorption capacities for efficient cleaning. With velcro fastening, 40 cm wide.	Cotton velcro cover with excellent water absorption capacity. 40 cm wide and with velcro fastening.
Dimensions (L × W × H) cm	40 × 13	40 × 13	40 × 13
Quantity piece(s)	1	1	1
PU	25	25	25
Order no.	6.999-273.0	6.999-274.0	6.999-275.0
Price			




WET CLEANING - MOP HOLDERS

	Mop holder, flaps, 40 cm	Mop holder with clip, 40 cm
		
Description	In combination with aluminium handle 6.999-096.0 or telescopic handle 6.999-111.0.	
Dimensions (L × W × H) cm	40 × 11	40 × 11
Quantity piece(s)	1	1
PU	10	10
Order no.	6.999-098.0	6.999-144.0
Price		

WET CLEANING - MOP HOLDERS

	Mop holder with clip 50 cm	Velcro holder 40 cm	Velcro holder with block system 40 cm
	NEW	NEW	NEW
			
Description	Mop holder with 360° rotation and pocket for rapid change. With back-friendly clip attachment. Suitable for aluminium handle 6.999-096.0 or telescopic handle 6.999-111.0.	High-quality plastic velcro holder in 40 cm width. Simple and quick to use.	High-quality plastic velcro holder with block system for fast and easy use.
Dimensions (L × W × H) cm	50 × 11	40 × 9.5	40 × 9.5
Quantity piece(s)	1	1	1
PU	10	10	10
Order no.	6.999-276.0	6.999-271.0	6.999-272.0
Price			

WET CLEANING - MOP SYSTEMS

	ECO!Mop system, 97-184 cm	Mop system	ECO!Spray mop system
			
Description	Mop holder including telescopic handle. Thanks to the pocket attachment, mops can be switched quickly and easily. In addition, mops are fastened with a clip, so there is no need to bend down. Locking option on the universal joint, making it ideal for vertical cleaning tasks.	Includes mop holder, 140 cm aluminium handle and mop clip.	Spray mop system with 0.66-litre bottle and spray unit. The cleaning solution is sprayed directly onto the mop and ensures fast and ergonomic cleaning of small areas.
Dimensions (L × W × H) cm	40 × 184	40 × 140	40 × 155
Quantity piece(s)	1	1	1
PU	1	1	1
Order no.	5.999-024.0	6.999-145.0	5.999-045.0
Price			

WET CLEANING - WARNING SIGNS

Caution wet floor sign, German Caution wet floor sign, English Caution wet floor sign, Russian



Description	Clearly visible warning sign. Quick to erect.		
Dimensions (L × W × H) cm	22 × 54	22 × 54	22 × 54
Quantity piece(s)	1	1	1
PU	5	5	5
Order no.	6.999-104.0	6.999-105.0	6.999-106.0
Price			

WET CLEANING - WARNING SIGNS

Warning sign
Danger of slipping IT Warning sign
Danger of slipping FR Warning sign
Danger of slipping PL



Description	Yellow warning sign, which draws attention to slipping hazards in Italian. Simple mounting on cleaning trolley using retaining clip.		
Dimensions (L × W × H) cm	22 × 54	22 × 54	22 × 54
Quantity piece(s)	1	1	1
PU	5	5	5
Order no.	6.999-244.0	6.999-245.0	6.999-278.0
Price			

WET CLEANING - WARNING SIGNS

Chain barrier, 1 m Warning sign for door Door stop with handle



Description	Yellow chain barrier made from polypropylene. Length: 1 metre.	Hanging sign "STOP - no access" with suction cup.	Ergonomic universal door stopper with rubber edge and aluminium handle. Suitable for any type of door.
Dimensions (L × W × H) cm	100	50 × 30	15,7 × 7,9 × 90
Quantity piece(s)	1	1	1
PU	10	10	6
Order no.	6.999-185.0	6.999-229.0	6.999-206.0
Price			

HANDLES

Aluminium handle 140 cm / D 23 mm

Telescopic handle 97–184 cm



Description	For all mop holders and rubber squeegees.	
Dimensions (L × W × H) cm	140	184
Quantity piece(s)	1	1
PU	100	10
Order no.	6.999-096.0	6.999-111.0
Price		

HANDLES

Aluminium telescopic handle
2 × 150 cm

Aluminium handle with thread
140 cm

Wooden handle 140 cm
D 25 mm



Description	Long aluminium handle for use with broom 6.999-114.0 and scraper 6.999-126.0.	For broom 6.999-114.0.	In combination with broom 6.999-116.0.
Dimensions (L × W × H) cm	300	140	140
Quantity piece(s)	1	1	1
PU	10	25	20
Order no.	6.999-100.0	6.999-115.0	6.999-117.0
Price			

ACCESSORIES FOR CLEANING FLOORS














		Order no.	Number of units	PU	Description	Price
Designation						
Red replacement bottle, 650 ml	1	6.999-166.0	1	1	Red replacement bottle with 650 ml filling capacity for spray mop with order no. 5.999-045.0.	
Green replacement bottle, 650 ml	2	6.999-167.0	1	1	Green replacement bottle with 650 ml filling capacity for spray mop with order no. 5.999-045.0.	
Blue replacement bottle, 650 ml	3	6.999-168.0	1	1	Blue replacement bottle with 650 ml filling capacity for spray mop with order no. 5.999-045.0.	
Yellow replacement bottle, 650 ml	4	6.999-169.0	1	1	Yellow replacement bottle with 650 ml filling capacity for spray mop with order no. 5.999-045.0.	
Grey replacement bottle, 650 ml	5	6.999-170.0	1	1	Grey replacement bottle with 650 ml filling capacity for spray mop with order no. 5.999-045.0.	
Replacement blades for scraper	6	6.999-076.0	25	10	For scraper, short handle 6.999-126.0 and scraper, long handle, 25 cm, with order number: 6.999-127.0.	
Universal handle holder	7	6.999-270. 0 ■	1	50	Holder for different handle diameters. No slipping along the handle thanks to special rubber coating. Stays at the handle and not at the trolley.	

















■ NEW More Kärcher original accessories can be found on the following pages.

COMBINATIONS














Mop cover - holder







						
	6.999-276.0	6.999-144.0	6.999-098.0	6.999-271.0 6.999-272.0	6.999-057.0 6.999-152.0	3.335-752.0
	6.999-277.0	■				
	3.337-959.0		■			
	3.337-957.0		■			
	6.999-136.0		■			
	6.999-143.0		■			
	6.999-131.0		■			
	6.999-132.0		■			
	6.999-146.0		■			
	6.999-147.0		■			
	6.999-094.0			■		
	6.999-097.0			■		
	6.999-095.0			■		
	6.999-099.0			■		
	6.999-273.0				■	
	6.999-274.0				■	
	6.999-275.0				■	
	3.335-856.0					■
	3.337-999.0					■
	3.338-004.0					■
	3.338-003.0					■
	3.338-006.0					■

						
	6.999-092.0	6.999-093.0	6.999-108.0	6.999-243.0	6.999-119.0	6.999-158.0 6.999-101.0
	6.999-090.0	■				
	6.999-091.0		■			
	6.999-148.0	■				
	6.999-149.0		■			
	6.999-110.0			■		
	6.999-242.0				■	
	6.999-118.0					■
	6.999-142.0					■
	6.999-102.0					■
	6.999-103.0					■

Handle - holder


									
	6.999-144.0 6.999-276.0	6.999-098.0	6.999-271.0 6.999-272.0	6.999-092.0 6.999-093.0	6.999-107.0	6.999-057.0 6.999-152.0	6.999-089.0	6.999-158.0	6.999-150.0
	6.999-096.0	■	■	■	■	■	■	■	
	6.999-111.0	■	■	■	■	■	■	■	■

Handle - attachment

			
	6.999-126.0	6.999-114.0	6.999-116.0
	6.999-100.0	■	■
	6.999-115.0		■
	6.999-117.0		■

CLEAN SURFACES SUPER EASILY





Our perfect textiles and tools adapted to any need take the challenge out of cleaning surfaces. They remove the dirt quickly and effectively with higher cleaning performance. Our range is sorted according to the three main types of cleaning: dry, wet and glass cleaning. This will help you make the right choice of product to save time and effort in any area.



- 1 Colour-coded cloths**
With our colour coding method you can correctly assign and identify each cloth to each area to be cleaned, without the risk of mix-ups. This will give you the right cloth for each area of application.
- 2 Dimensionally stable and temperature-resistant**
The shape of our cloths remains stable even at high temperatures and over many wash cycles. This allows you to reduce the number of bacteria, thus increasing hygiene. And thanks to their high quality, the cloth continues to feel good to the touch even after many wash cycles.

- 3 Easy and effective wet cleaning**
Our cloths' high water absorption allows for great wet cleaning and means they pick up more dirt, which is useful for various different applications. So you will easily achieve the perfect cleaning performance.


SCRAPING

	Scraper with short handle and blade	Glass scraper	Replacement blades for scraper, glass	Replacement blades for scraper 25×
				
Description	For removing chewing gum, paint residue and coarse dirt on smooth surfaces.	Ideal for cleaning glass or other smooth glass surfaces.	Replacement blade set for glass scraper 6.999-156.0.	Pack of 25 replacement blades. Suitable for the scraper with short handle (6.999-126.0) and long handle (6.999-127.0).
Dimensions (L × W × H) cm	24 × 10.5	9.5 × 5	5	10
Quantity piece(s)	1	1	100	25
PU	25	50	1	10
Order no.	6.999-126.0	6.999-156.0	6.999-157.0	6.999-254.0
Price				





DUST BINDING

	ECO!Duster 97-184 cm	Feather duster holder 60 cm	Microfibre cleaning cloth for feather duster 60 cm
			
Description	Brush with curved dust bristles for effective removal of spiders' webs or for removing dust on pipes, etc.	Flexible holder for dusting and cleaning hard-to-access or uneven surfaces such as radiators, cupboards, walls etc. Also in combination with telescopic handle 6.999-111.0.	Microfibre cover for feather duster holder 60 cm 6.999-150.0.
Dimensions (L × W × H) cm	184	60 × 6	60 × 8
Quantity piece(s)	1	1	1
PU	1	4	12
Order no.	5.999-027.0	6.999-150.0	6.999-151.0
Price			

DUST BINDING - DUST BINDING CLOTHS


	Dust binding cloth neolinn CLASSIC	Dust binding cloth roll neolinn CLASSIC
		
Description	Disposable cloth with special adhesive for all smooth floor coverings, surfaces and objects.	
Dimensions (L × W × H) cm	60 × 26	32 × 20
Quantity piece(s)	25	900
PU	18	1
Order no.	3.338-004.0	3.338-003.0
Price		

DAMP AND WET CLEANING - CLEANING CLOTHS

	Premium microfibre cloth, red	Premium microfibre cloth, blue	Premium microfibre cloth, yellow	Premium microfibre cloth, green
				
Description	Knitted microfibre cloth with impressive dirt pick-up.			
Dimensions (L × W × H) cm	40 × 40	40 × 40	40 × 40	40 × 40
Quantity piece(s)	10	10	10	10
PU	20	20	20	20
Order no.	3.338-272.0	3.338-274.0	3.338-276.0	3.338-278.0
Price				

DAMP AND WET CLEANING - CLEANING CLOTHS

	Velour microfibre cloth, red	Velour microfibre cloth, blue	Velour microfibre cloth, yellow	Velour microfibre cloth, green
--	------------------------------	-------------------------------	---------------------------------	--------------------------------



Description	Woven silk velour cloth with high cleaning performance.			
Dimensions (L × W × H) cm	40 × 40	40 × 40	40 × 40	40 × 40
Quantity piece(s)	10	10	10	10
PU	20	20	20	20
Order no.	3.338-264.0	3.338-266.0	3.338-268.0	3.338-270.0
Price				

DAMP AND WET CLEANING - CLEANING CLOTHS

	Microspun microfibre cloth, red	Microspun microfibre cloth, blue	Microspun microfibre cloth, yellow	Microspun microfibre cloth, green
--	---------------------------------	----------------------------------	------------------------------------	-----------------------------------



Description	Fine microfibre cloth with high cleaning performance.			
Dimensions (L × W × H) cm	38 × 37.5	38 × 37.5	38 × 37.5	38 × 37.5
Quantity piece(s)	10	10	10	10
PU	10	10	10	10
Order no.	3.338-247.0	3.338-248.0	3.338-249.0	3.338-250.0
Price				

DAMP AND WET CLEANING - CLEANING CLOTHS


	Multi-purpose cloth, red	Multi-purpose cloth, blue	Multi-purpose cloth, yellow	Multi-purpose cloth, green
--	--------------------------	---------------------------	-----------------------------	----------------------------



Description	Universal cleaning cloth for daily work.			
Dimensions (L × W × H) cm	40 × 40	40 × 40	-	-
Quantity piece(s)	10	10	10	10
PU	10	10	10	10
Order no.	3.338-260.0	3.338-261.0	3.338-262.0	3.338-263.0
Price				

FEUCHT- UND NASSREINIGUNG - GLAS

	Hand pad holder, velcro fastener 30 cm	Microfibre cover for hand pad holder	Microfibre cover, glass, for hand pad holder	Microfibre cloth, glass
--	--	--------------------------------------	--	-------------------------



Description	Ideal for all washable surfaces such as glass, stainless steel, ceramics, desks etc. Large supporting surface, making it very efficient.	Ideal for walls, floors, corners etc. In combination with hand pad holder, velcro fastener 30 cm 6.999-119.0.	Perfect on smooth and shiny surfaces. In combination with hand pad holder, velcro fastener 30 cm 6.999-119.0.	Perfect on smooth and shiny surfaces.
Dimensions (L × W × H) cm	30 × 8	30 × 12	30 × 12	40 × 40
Quantity piece(s)	1	1	5	5
PU	12	25	5	40
Order no.	6.999-119.0	6.999-118.0	6.999-142.0	6.999-155.0
Price				

SANITARY

WC Set, white












Description	WC brush incl. plastic stands.
Dimensions (L × W × H) cm	39 × 12 × 12
Quantity piece(s)	1
PU	10
Order no.	3.345-543.0
Price	

COMBINATIONS



Covers and blades - holders

					
	6.999-151.0	6.999-118.0	6.999-142.0	6.999-157.0	6.999-159.0
	6.999-156.0			■	
	6.999-150.0	■			
	6.999-119.0		■		
	6.999-111.0				■

ALWAYS YOUR TROLLEY

We put together each of our robust cleaning trolleys individually according to their area of use. That means you will always have the right trolley to comfortably and professionally store the equipment you need. Your Kärcher trolley offers extensive storage capabilities and a colour-coded bucket system for various different uses. You can also expand your cleaning trolley with modules or reduce its size, adapting it perfectly to your needs.



- 1 Everything on board**


 - 3 drawers for storing all required utensils.
 - 3 colour-coded buckets for different applications.
 - The foldable and robust rubbish bag holder further extends the storage capabilities.
- 2 Integrated floor cleaning system**

 - Floor cleaning equipment is integrated in the trolley.
 - Various wiping systems are possible.
 - Pre-conditioned mops or bucket method – the choice is yours.
- 3 Safe waste disposal**


 - Simple, ergonomic rubbish disposal.
 - Robustness is the highest priority and is guaranteed.
- 4 Complete surface cleaning system**

 - Buckets are on board for wet surface cleaning.
 - Storage area for cloths and cleaning agents.
 - Everything is nicely stored and readily to hand.


CLEANING TROLLEY - PREMIUM

	Trolley ECO!Clean Liner Press	Trolley ECO!Clean Liner	Trolley ECO!Clean Liner Mini	Trolley ECO!First Liner
				
Description	With double bucket mop press, covered 150 l bin liner holder and closable drawer compartments.	Compact, flexible, ergonomic, robust and corrosion-resistant cleaning trolley made from 100% polypropylene. With practical storage options for easy handling. Protected bin liner holder, can be operated using the foot pedal.	Fast wet cleaning system with pre-conditioning and covered bin liner holder.	Corrosion-resistant cleaning trolley made from 100% polypropylene. Perfect for quick and easy maintenance cleaning. Protected bin liner holder, can be operated using the foot pedal.
Dimensions (L × W × H) cm	140 × 65 × 110	108 × 53 × 115	84 × 60 × 109	66 × 52 × 110
Quantity piece(s)	1	1	1	1
PU	1	1	1	1
Order no.	6.999-162.0	5.999-021.0	6.999-165.0	5.999-019.0
Price				


CLEANING TROLLEY - PREMIUM

	Trolley Clean Liner Classic I
	
Description	Ergonomic, corrosion-resistant cleaning trolley made from 100% polypropylene. With two colour-coded 15-litre buckets and user-friendly universal press, fold-up bin liner holder, three colour-coded buckets and three drawers in different sizes.
Dimensions (L × W × H) cm	128 × 65 × 110
Quantity piece(s)	1
PU	1
Order no.	5.999-044.0
Price	

CLEANING TROLLEY - CLASSIC

	Trolley Clean Liner Classic II	Trolley Clean Liner Classic III	Trolley Clean Liner Classic IV	Trolley Classic I
				
Description	With double bucket roller mop press and bin liner holder. For mop with flaps.	With double bucket mop press and bin liner holder.	Fast wet cleaning system with pre-conditioning and bin liner holder.	Ideal for quick maintenance cleaning: cleaning trolley with two colour-coded 4-litre buckets.
Dimensions (L × W × H) cm	92 × 65 × 110	92 × 65 × 110	78 × 58 × 109	107 × 66 × 112
Quantity piece(s)	1	1	1	1
PU	1	1	1	1
Order no.	6.999-080.0	6.999-163.0	6.999-164.0	6.999-216.0
Price				




CLEANING TROLLEY - CLASSIC

	Trolley Classic II	Trolley Classic III	Trolley Classic IV	Trolley Classic V
				
Description	Cleaning trolley with user-friendly mop press and two colour-coded 4-litre and 15-litre buckets.	Generous storage space included: cleaning trolley with four colour-coded 4-litre buckets, mop press and a removable double bucket cart.	With mop press for flexible application: cleaning trolley with generous storage space and four 4-litre and two 15-litre buckets. All buckets are colour-coded.	Cleaning trolley with generous storage space for preconditioning. Includes two 20-litre mop boxes and four colour-coded 4-litre buckets.
Dimensions (L × W × H) cm	107 × 66 × 112	140 × 65 × 112	135 × 65 × 112	114 × 52 × 112
Quantity piece(s)	1	1	1	1
PU	1	1	1	1
Order no.	6.999-217.0	6.999-218.0	6.999-219.0	6.999-220.0
Price				


MOBILE BUCKET CART

	Bucket cart with press 28 l	Double bucket cart with press 2 × 15 l	Double bucket cart with press 2 × 25 l	Single mobile bucket with press 25 l
				
Description	Well-balanced, corrosion-resistant bucket cart made from 100% polypropylene. With 25-litre bucket and efficient roller press, large handle and additional storage space for accessories.	Very mobile, corrosion-resistant double bucket cart made from 100% polypropylene. With colour-coded 15-litre buckets and user-friendly mop press. Very hygienic and easy to clean.	Double bucket cart made from 100% polypropylene. Corrosion-resistant, very mobile and equipped with mop press and two colour-coded 25-litre buckets. Very hygienic and easy to clean.	This very mobile and corrosion-resistant single mobile bucket includes a mop press and a blue 25-litre bucket. Made from high-quality plastic.
Dimensions (L × W × H) cm	43 × 71 × 97	66 × 43 × 88	73 × 45 × 93	53 × 43 × 91
Quantity piece(s)	1	1	1	1
PU	1	1	1	1
Order no.	6.999-021.0	6.999-025.0	6.999-209.0	6.999-207.0
Price				




MOBILE BUCKET CART AND CLEANING BUCKET

	Single mobile bucket with press and “U” sliding handle 25 l	Single mobile bucket with handle 25 l	Bucket with mop press 15 l
			
Description	Single mobile bucket made from high-quality plastic, corrosion-resistant and very mobile. With “U” sliding handle, mop press and a blue 25-litre bucket.	Very mobile, corrosion-resistant single mobile bucket made from high-quality plastic with side sliding handle. With a blue 25-litre bucket and user-friendly mop press.	15-litre bucket with carrying handle and a mop roller press that can be operated using a foot pedal on the bucket. The simple system is perfect for cleaning small surfaces.
Dimensions (L × W × H) cm	62 × 43 × 91	53 × 43 × 93	46 × 32 × 36
Quantity piece(s)	1	1	1
PU	1	1	1
Order no.	6.999-208.0	6.999-210.0	6.999-227.0
Price			

TRANSPORT CART - PREMIUM

	Trolley Hotel Premium I	Trolley Hotel Premium II
		
Description	High-quality hotel cart for 6 to 8 rooms. Includes fold-up 120-litre bin liner holder and thanks to the 125 mm wheels with bumpers, it is easy to manoeuvre, even with a heavy load.	125 mm wheels with bumpers enable easy manoeuvrability of this hotel cart with bin liner holder (120 litres), even with a heavy load. Suitable for 10 to 12 rooms.
Dimensions (L × W × H) cm	113 × 64 × 142.5	197 × 64 × 142.5
Quantity piece(s)	1	1
PU	1	1
Order no.	6.999-224.0	6.999-225.0
Price		

TRANSPORT CART - CLASSIC

	Trolley Hotel Classic I	Trolley Hotel Classic II	Trolley Hotel Classic III
			
Description	Hotel cart with fold-up 120-litre bin liner holder. The cart is suitable for 12 to 15 rooms and features three wooden shelves and five 125 mm wheels.	Suitable for cleaning 15 to 18 rooms: hotel cart with fold-up 120-litre bin liner holder, three wooden shelves and five 125 mm wheels.	A fold-up, 120-litre bin liner holder is included in the basic equipment of the hotel cart for 10 to 12 rooms. It also features three wooden shelves and five 125 mm wheels.
Dimensions (L × W × H) cm	117 × 53 × 128	127 × 53 × 128	107 × 53 × 128
Quantity piece(s)	1	1	1
PU	1	1	1
Order no.	6.999-221.0	6.999-222.0	6.999-223.0
Price			

ACCESSORIES



		Order no.	Number of units	PU	Description	Price
Designation						
ECO!First Liner Console	1	5.999-020.0	1	1	In combination with ECO!First Liner Trolley 5.999-019.0. Additional space for cleaning equipment.	
Bucket, yellow (4 l)	2	5.999-049.0	1	1	Yellow 4-litre bucket with colour-coded cleaning system.	
Bucket, red (4 l)	3	5.999-050.0	1	1	Red 4-litre bucket with colour-coded cleaning system.	
Bucket, blue (4 l)	4	5.999-051.0	1	1	Blue 4-litre bucket with colour-coded cleaning system.	
Bucket, green (4 l)	5	6.999-186.0	1	1	Green 4-litre bucket with colour-coded cleaning system.	
Hinged lid for bucket (4 l)	6	6.999-187.0	1	1	Replacement hinged lid for our colour-coded 4-litre buckets with order nos. 5.999-049.0, 5.999-050.0, 5.999-051.0 and 6.999-186.0.	
Accessories holder, double bucket cart	7	6.999-077.0	1	10	In combination with double bucket cart 6.999-025.0. For additional equipment or bottles.	
Blue laundry net with strap (50 l)	8	6.999-128.0	1	10	For storage and for gentle washing of used mops in the washing machine. In blue. Capacity: 50 l.	
Red laundry net with strap (20 l)	9	6.999-129.0	1	10	For storage and for gentle washing of used mops in the washing machine. In red. Capacity: 20 l.	
White laundry net with strap (70 l)	10	6.999-130.0	1	10	For storage and for gentle washing of used mops in the washing machine. In neutral white. Capacity: 70 l.	
Mop box blue with lid (10 l)	11	6.999-199.0	1	1	Blue mop box with 10 l volume, for preconditioning mop cloths. Available in combination with Premium cleaning trolley 5.999-021.0, 6.999-164.0 and 6.999-165.0, 6.999-190.0.	
Mop box red with lid (10 l)	12	6.999-200.0	1	1	For pre-conditioning mop cloth: red mop box with a volume of 10 l. Available in combination with our ECO!Clean Liner cleaning trolley, order no. 5.999-021.0.	
Roller press	13	6.999-195.0	1	1	Replacement roller press for cleaning trolley 6.999-080.0 and mobile bucket cart 6.999-021.0.	
Mop press	14	6.999-196.0	1	1	Mop press (spare part). Suitable for the Premium and Classic cleaning trolleys and for mobile bucket carts.	
Mop rest	15	6.999-192.0	1	1	Rest for mop holder. Suitable for all cleaning trolleys and the Classic transport trolley.	
PVC bin liner with zipper, red (120 l)	16	6.999-160.0	1	1	Plastic bin liner. May be used for Clean Liner Classic Trolleys.	
PVC bin liner with zipper, blue (120 l)	17	6.999-161.0	1	1	Plastic bin liner. May be used for Clean Liner Classic Trolleys.	
PVC bin liner with zipper (120 l)	18	6.999-228.0	1	1	Plastic bin liner. Suitable for all transport and cleaning trolleys.	
Drawer with key (40 l)	19	6.999-177.0	1	1	40-litre replacement drawer with key for Premium cleaning trolley.	
Drawer with key (22 l)	20	6.999-176.0	1	1	22-litre replacement drawer with key for Premium cleaning trolley.	
Drawer with key (10 l)	21	6.999-204.0	1	1	10-litre replacement drawer with key for Premium cleaning trolley.	

More Kärcher original accessories can be found on the following pages.

ACCESSORIES



		Order no.	Number of units	PU	Description	Price
Designation						
Foldable rubbish bag holder	1	5.999-048.0	1	1	Space-saving, foldable rubbish bag holder as an additional accessory for our Clean Liner Trolleys 6.999-080.0, 5.999-044.0, 6.999-163.0, 6.999-164.0 and 6.999-190.0.	
Mop box, blue, 20 l	2	5.999-052.0	1	1	Blue mop box for pre-conditioning mops.	
Mop box, red, 20 l	3	5.999-053.0	1	1	Red mop box for pre-conditioning mops.	
Mop box holder	4	5.999-054.0	1	1	The holder for mop box models 6.999-052.0 and 6.999-053.0 for pre-conditioning mops can be attached to the cleaning trolley with the order no. 6.999-021.0.	
Handle for double bucket cart with press	5	6.999-180.0	1	1	The ergonomic handle is a practical addition to our single and double bucket carts (6.999-210.0, 6.999-209.0, 6.999-207.0, 6.999-209.0 and 6.999-025.0).	
Bucket, 15 l, red	6	6.999-172.0	1	1	Red 15-litre bucket with colour-coded cleaning system.	
Bucket, 15 l, blue	7	6.999-173.0	1	1	Blue 15-litre bucket with colour-coded cleaning system.	
Yellow Clean Liner Classic lid	8	6.999-174.0	1	1	Additional yellow rubbish bin lid for our rubbish bag holders 6.999-080.0, 5.999-044.0, 6.999-163.0, 6.999-164.0 and 6.999-190.0 and for all Clean Liner Classic models.	
Mop box lid (for 10 l and 20 l buckets)	9	6.999-175.0	1	1	Additional accessories for the mop box on our rubbish bag holders: mop box lid to cover 5-litre buckets. Reliably protects cleaning fleet and cloth against the ingress of dirt.	
Wheel, 80 mm	10	6.999-182.0	1	1	80-mm wheel, suitable for rubbish bag holders 6.999-025.0, 6.999-207.0, 6.999-208.0, 6.999-210.0, 6.999-209.0 and 6.999-021.0.	
Wheel, 100 mm	11	6.999-183.0	1	1	100-mm wheel, suitable for rubbish bag holders 6.999-080.0, 5.999-019.0, 5.999-021.0, 5.999-044.0, 6.999-162.0, 6.999-164.0, 6.999-165.0, 6.999-224.0 and 6.999-225.0.	
Rubber wheel, 125 mm	12	6.999-184.0	1	1	Rubber wheel with 125 mm diameter for improving stability under load and reducing roller noise of many models in the Trolley Clean Liner range.	
Trolley wheel, rigid, 150 mm	13	6.999-203.0	1	1	150-mm wheel with special fixture for rubbish bag holders 5.999-019.0, 5.999-044.0, 6.999-162.0, 6.999-164.0, 6.999-165.0, 6.999-221.0, 6.999-222.0, 6.999-223.0, 6.999-224.0, 6.999-225.0.	
Grey rubbish bag holder	14	6.999-235.0	1	1	Rubbish bag holder as an addition to our single and double bucket carts with a waste collection segment (6.999-210.0, 6.999-209.0, 6.999-207.0, 6.999-209.0 and 6.999-025.0).	
"U" sliding handle	15	6.999-213.0	1	1	Ergonomic U-shaped sliding handle for transporting our single and double bucket carts easily (6.999-210.0, 6.999-209.0, 6.999-207.0, 6.999-209.0 and 6.999-025.0).	
Cover plate, yellow	16	5.999-033.0	1	1	Colour-coded yellow rubbish bin lid to expand the equipment available for our rubbish bag holders 5.999-019.0, 5.999-021.0, 6.999-162.0 and 6.999-165.0.	
Separating strip ECO!Trolley	17	5.999-035.0	1	1	Practical separation for rubbish bags. Ideal for fastening multiple mop racks or rubbish bags to the trolley. Suitable for product nos. 5.999-019.0 and 5.999-021.0.	
Accessories kit for ECO!Liner	18	5.999-025.0	1	1	Suitable for all cleaning trolleys: ECO!Liner accessories kit with bucket for pre-conditioning mops, mop box holder pan, as well as a hook and rubbish bag separator.	

More Kärcher original accessories can be found on the following pages.

CLEAN TO A SHINE WITH VISION

We have developed multifunctional tools for cleaning glass, façades and buildings that combine ergonomic design, reliable connection systems and safe, effortless work. This tried-and-tested professional quality delivers perfect and streak-free cleaning results without exception, while offering an efficient solution that helps you to reduce your use of water, energy and cleaning agents.



- 1 Gentle scraper**

Our scraper allows you to remove stubborn or dried-on dirt easily and quickly.
- 2 Washing made easy**

Our washing squeegee has an ergonomic, non-slip handle, meaning you can always apply your cleaning agent solution perfectly.
- 3 Simple removal**

The quickly detachable handle is adjustable and easy to change, allowing you to clean thoroughly and without streaks.

- 4 Streak-free drying**




The high-quality textiles we use are absorbent and clean without leaving streaks behind.
- 5 All-in-one, always to hand**

Professionally complement your equipment with our all-in-one solution. Work faster and more flexibly with your equipment always quickly to hand.

WINDOW SCRAPERS

	Glass scraper	Bionic window scraper, 10 cm, with blade	Window and floor scraper, 25 cm long, with blade	Window and floor scraper, 120 cm long, with blade
				
Description	Ideal for cleaning glass or other smooth glass surfaces.	Ergonomic handle, large scraper surface, secure and sturdy, perfect for using with the telescopic lance.	More power thanks to the 25 cm handle, with protective cover for increased safety.	With 120 cm handle for easy operation, with protective cover for increased safety.
Dimensions (L × W × H) cm	9.5 × 5	10	25 × 10	120 × 10
Quantity piece(s)	1	1	1	1
PU	50	10	10	10
Order no.	6.999-156.0	3.345-151.0	3.345-153.0	3.345-154.0
Price				




WASHERS

	White Star washer	White Star washer	White Star washer
			
Description	Made from high-quality fibres, long-pile for fast cleaning of glass and surfaces.		
Dimensions (L × W × H) cm	25	35	45
Quantity piece(s)	1	1	1
PU	10	10	10
Order no.	3.345-497.0	3.345-128.0	3.345-129.0
Price			

WASHERS

	Blue Star washer	Blue Star washer	Blue Star washer
			
Description	Blended fabric made from PES and microfibres, long-pile, high water absorption and dirt pick-up.		
Dimensions (L × W × H) cm	25	35	45
Quantity piece(s)	1	1	1
PU	10	10	10
Order no.	3.345-498.0	3.345-130.0	3.345-131.0
Price			

WASHERS

	Microfibre washer	Microfibre washer	Microfibre washer
			
Description	Microfibre cleaning cloth with high water absorption and powerful cleaning action.		
Dimensions (L × W × H) cm	25	35	45
Quantity piece(s)	1	1	1
PU	10	10	10
Order no.	3.345-499.0	3.345-132.0	3.345-133.0
Price			

WASHERS

Pad Strip washer	Pad Strip washer
------------------	------------------



Description	Blended fabric made from high-quality fibres, short-pile with additional pad surface.	
Dimensions (L × W × H) cm	35	45
Quantity piece(s)	1	1
PU	10	10
Order no.	3.345-134.0	3.345-135.0
Price		

T-BEAMS

Aluminium T-beam	Aluminium T-beam	Aluminium T-beam	Bionic T-beam, movable
------------------	------------------	------------------	------------------------



Description	Light and sturdy, high-quality finish, reliable when using telescopic lance.			Flexible, handle is individually adjustable by 45°, rests securely in the hand and provides reliable support when using the telescopic lance.
Dimensions (L × W × H) cm	25	35	45	35
Quantity piece(s)	1	1	1	1
PU	10	10	10	10
Order no.	3.345-500.0	3.345-136.0	3.345-137.0	3.345-138.0
Price				

T-BEAMS

Bionic T-beam, movable	Bionic T-beam	Bionic T-beam
------------------------	---------------	---------------



Description	Flexible, handle is individually adjustable by 45°, rests securely in the hand and provides reliable support when using the telescopic lance.	Ergonomic shape, secure hold, perfect for use with the telescopic lance.	
Dimensions (L × W × H) cm	45	35	45
Quantity piece(s)	1	1	1
PU	10	10	10
Order no.	3.345-139.0	3.345-140.0	3.345-141.0
Price			

WINDOW WIPER HANDLES

Bionic quick-release handle	Bionic wiper handle, movable	Soft grip wiper handle
-----------------------------	------------------------------	------------------------



Description	Ergonomic shape, secure hold, fast and easy rail replacement.	Ergonomic shape, 180° adjustable working angle, robust design.	Soft grip design for easy handling, easy rail replacement.
Dimensions (L × W × H) cm	15.5 × 10 × 4	20 × 8.5 × 3	14 × 9 × 3
Quantity piece(s)	1	1	1
PU	15	20	20
Order no.	3.345-142.0	3.345-143.0	3.345-144.0
Price			

WIPER RAILS

V-rail, stainless steel	V-rail, stainless steel	V-rail, stainless steel	V-rail, stainless steel
-------------------------	-------------------------	-------------------------	-------------------------



Description	Professional rail made from stainless steel with V cut-out, adjustable rail position.			
Dimensions (L × W × H) cm	25	35	45	55
Quantity piece(s)	1	1	1	1
PU	25	25	25	25
Order no.	3.345-145.0	3.345-146.0	3.345-147.0	3.345-148.0
Price				

WASH BRUSHES

Wash brush, soft	Wash brush, hard	Adapter for brush
------------------	------------------	-------------------



Description	With soft synthetic bristles and brass thread.	With hard synthetic bristles and brass thread.	Suitable for all standard brushes.
Dimensions (L × W × H) cm	30	30	4.5 × 2.5 × 2.5
Quantity piece(s)	1	1	1
PU	1	1	1
Order no.	3.345-181.0	3.345-182.0	3.345-163.0
Price			

BELT AND HOLSTER

Holster	Belt for holster
---------	------------------



Description	Ideal for working on a ladder, suitable for window wipers and washers.	Fits holster.
Dimensions (L × W × H) cm	41 × 9.5 × 10	90 × 0.5 × 6
Quantity piece(s)	1	1
PU	5	5
Order no.	3.345-171.0	3.345-172.0
Price		





BUCKETS AND ACCESSORIES

Bucket 22 l	Lid	Stainless steel strainer	Replacement rollers
-------------	-----	--------------------------	---------------------




Description	Rectangular bucket for 45 cm washers.	For 22-litre bucket.		
Dimensions (L × W × H) cm	48 × 24 × 24	54 × 27.5 × 2.5	42 × 10 × 11.5	8.5 × 5.5 × 4.5
Quantity piece(s)	1	1	1	4
PU	6	1	1	1
Order no.	3.345-173.0	3.345-174.0	3.345-175.0	3.345-176.0
Price				


WATER SQUEEGEES

	Squeegee, reinforced	Squeegee, reinforced	Water squeegee, rein- forced, oil-resistant	Water squeegee for hygienic areas
				
Description	For difficult tasks, dries floors streak-free.		Oil-resistant for difficult tasks, dries floors streak-free.	For hygienic areas, dries floors streak-free.
Dimensions (L × W × H) cm	55	75	55	55
Quantity piece(s)	1	1	1	1
PU	10	10	10	10
Order no.	3.345-177.0	3.345-178.0	3.345-179.0	3.345-380.0
Price				



DRYING

	Media chamois
	
Description	Perfect quality for cleaning glass surfaces, rectangular.
Dimensions (L × W × H) cm	70 × 45
Quantity piece(s)	1
PU	10
Order no.	3.345-184.0
Price	

WINDOW CLEANING KIT

	Glass and window cleaning kit
	
Description	Kit for special applications, full range of basic equipment with sturdy nylon bag.
Dimensions (L × W × H) cm	131 × 22 × 4
Quantity piece(s)	1
PU	5
Order no.	3.345-187.0
Price	

ACCESSORIES – BRUSHES

	Bionic pipe brush, curved	Bionic wall brush, oval
		
Description	Ergonomic handle for cleaning round surfaces and pipes.	Ergonomic handle for cleaning walls and rough surfaces.
Dimensions (L × W × H) cm	40 × 20 × 12	32 × 27 × 9
Quantity piece(s)	1	1
PU	1	1
Order no.	3.345-159.0	3.345-160.0
Price		

ACCESSORIES - HOLDERS

Fixi bracket



Brush holder



Adapter for brush



Description	For securely fastening cloths and sponges.	Suitable for round and flat brushes for safe painting work.	Suitable for all standard brushes.
Dimensions (L × W × H) cm	21 × 19.2 × 9	21 × 11 × 5	4.5 × 2.5 × 2.5
Quantity piece(s)	1	1	1
PU	1	1	1
Order no.	3.345-161.0	3.345-162.0	3.345-163.0
Price			

REPLACEMENT WIPER RUBBERS

Replacement wiper rubber, hard



Replacement wiper rubber, soft



Description	Special shape, very reliable and durable.	
Dimensions (L × W × H) cm	92	92
Quantity piece(s)	1	1
PU	10	10
Order no.	3.345-149.0	3.345-150.0
Price		

BLADE HOLDERS AND REPLACEMENT BLADES

Replacement blades



Blade holder





















Replacement blades












Description	For Bionic window scraper, 10 cm long.	Loose blade holder, made from stainless steel.	For blade holder, 10 cm long.
Dimensions (L × W × H) cm	10	10	10
Quantity piece(s)	10	1	25
PU	10	25	10
Order no.	3.345-152.0	3.337-550.0	3.337-996.0
Price			

COMBINATIONS




















Window cleaning

								
	3.345-497.0	■						
	3.345-128.0		■		■		■	
	3.345-129.0			■		■		■
	3.345-498.0	■			■			
	3.345-130.0		■				■	
	3.345-131.0			■		■		■
	3.345-499.0	■			■			
	3.345-132.0		■				■	
	3.345-133.0			■		■		■
	3.345-134.0		■		■		■	
	3.345-135.0			■		■		■










Window wiping

					
	3.345-142.0	■	■	■	■
	3.345-143.0	■	■	■	■
	3.345-144.0	■	■	■	■
	3.345-149.0	■	■	■	■
	3.345-150.0	■	■	■	■

Handles

					
	3.345-500.0 3.345-136.0 3.345-137.0	■	■	■	■
	3.345-138.0 3.345-139.0	■	■	■	■
	3.345-140.0 3.345-141.0	■	■	■	■
	3.345-142.0	■	■	■	■
	3.345-143.0	■	■	■	■
	3.345-144.0	■	■	■	■
	3.345-151.0	■	■	■	■
	3.345-159.0	■	■	■	■
	3.345-160.0	■	■	■	■
	3.345-161.0	■	■	■	■
	3.345-162.0	■	■	■	■
	3.345-163.0	■	■	■	■
	3.345-164.0	■	■	■	■
	3.345-180.0	■	■	■	■
	3.345-158.0	■	■	■	■

Wash brushes

							
	3.345-163.0						■
	3.345-164.0	■	■				
	3.345-180.0			■	■	■	■

NOTHING LESS THAN THE BEST FOR YOU

For optimal cleaning results, the system being used – consisting of machine and cleaning agent – must work perfectly. We recognised this very early on and have consistently relied on our own research and development. We develop our cleaning and care agents specifically for use with Kärcher cleaning machines. This means that you can get the most out of your system's performance capabilities. And you can be sure that you are always getting the maximum possible effectiveness, efficiency and reliability.

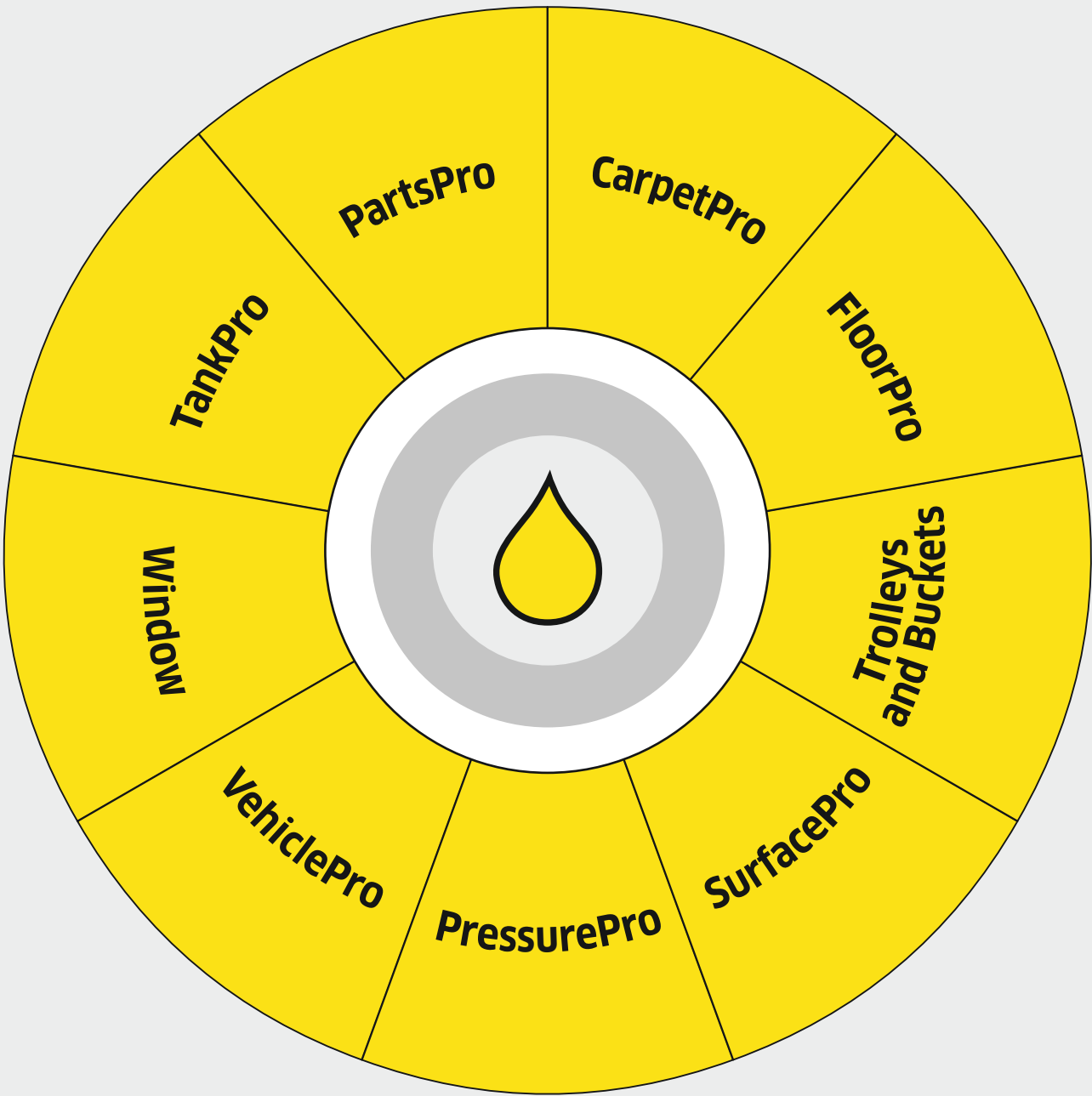


Table of contents: cleaning and care agents

Cleaning and care agents and disinfection for high pressure	Page 842
Cleaning and care agents for carpets and upholstery	Page 850
Cleaning agents for surfaces	Page 854
Cleaning agents for wash rooms	Page 860
Cleaning and care agents, and disinfection, for hard and resilient floors	Page 866
Cleaning and care agents for vehicles	Page 874
Treatment chemicals for water treatment	Page 880
Cleaning agents for industrial parts	Page 881
Cleaning agents for container/deposit cleaning	Page 882

RESEARCHED, DEVELOPED AND MANUFACTURED FOR YOU

Kärcher cleaning and care agents are just as versatile and powerful as the machines in which they are used – because they are specially developed for use with Kärcher cleaning machines. Only in this way can the performance of the system, consisting of machine and cleaning agent, be fully utilised. Kärcher recognised this early on and has consistently relied on its own research and development. It is the foundation of our success and the core of our thoughts and actions.



1 Benchmark for cleanliness


Research and development are becoming increasingly important as demands and requirements increase, not just for the machines themselves, but for the overall package. How can the full potential be realised and at the same time the environmental impact be reduced? How can costs be reduced without compromising on power or quality? Questions to which Kärcher is seeking the best possible answers in collaboration with experts from various fields of technology and chemistry. With an interdisciplinary approach and also in close cooperation with suppliers and professional operators. Our experts analyse every type of dirt on all surfaces so that they can be professionally removed, picked up and disposed of. Right from the very start, the products that we develop are systematic in every sense of the word. And they are developed entirely at Kärcher. The high performance and efficiency of Kärcher cleaning agents is the result of over 30 years of research and development in our own laboratory. As the world's leading manufacturer of cleaning machines, we pursued the path to becoming a system provider early on and today have expertise and technology that set standards.

2 In-house production

As a system provider of cleaning solutions, Kärcher not only develops cleaning agent formulas for use in Kärcher cleaning machines, but also produces these cleaning products itself. The in-house production of cleaning agents is a key aspect that allows us to offer our customers products with consistently high quality and the best delivery capacity, and at the same time to reduce the environmental impact of unnecessary transportation.

PressurePro - FULL POWER WITH A SYSTEM

The advantages speak for themselves: faster and improved cleaning with low energy consumption and less waste water pollution. Kärcher cleaning and care agents deliver brilliant performance in industry, trade and the food industry. High-pressure cleaners and cleaning agents perfectly balanced.



1 Stable under high pressures and temperatures

Kärcher cleaning and care agents are specially formulated for use with high-pressure cleaners. Special formulas that remain stable under high pressure and demonstrate their effectiveness. Temperature-stable up to 150°C for safe use in hot water high-pressure cleaners.

2 Precise and reliable dosing

SwitchChem, the integrated cleaning agent dosing system, allows precise and reliable dosing, quick and easy opening and closing as well as cleaning agent dosing control. No more inconvenient manual dosing. No overdosing. Changing between different cleaning agents can take place quickly without wasting unused cleaning agent. This saves costs. At the same time, the tank stays clean and free from microbial load through cleaning agent residue.

3 Protection and care for high efficiency and long service life of the machine

The optional high-pressure system care offers continuous, precisely dosed and reliable protection against limescale (PressurePro Machine Protector Advance 1 RM 110) and corrosion (PressurePro Machine Protector Advance 2 RM 111). Integrated care components ensure constant maximum high-pressure cleaner power and extend the total product life.

4 Calcification protection










Where hot water high-pressure cleaners are used in hard water areas, Kärcher high-pressure cleaning agents reliably protect all parts in contact with water against calcification. As a result, the full heating coil power is maintained with optimal heat transfer and water flow rate. No trace of limescale in the machine and on the cleaned surface. Success: perfect power and cleaning results and a longer machine service life.

5 Corrosion protection










Kärcher cleaning agents not only clean highly effectively, but also protect and care for the cleaning machine. When using soft water, special corrosion protection components provide reliable protection against corrosion and black water. This ensures constant maximum performance of the cleaning machine and cleaning agent.

Product	Activity				Soiling				Application area								Properties			Page		
	Pre-cleaning	Cleaning	Foam cleaning	Disinfection	Care, protection, preservation	Oil, grease, soot, emission contamination, wax, excrement, food residues, protein, insect residue	Smoke resin, sugar glaze	Limescale, rust, urine/milkstone, cement, salt deposits	Graffiti, moss, lichen	Bacteria, fungi, viruses	Agriculture	Vehicles	Vehicle parts (e.g. engine)	Food industry, kitchens, sanitary	Industrial components	Solar	Façades	Cleaning machines	ASF (easily separable in oil separators)		IHO listing	VAH/DGHM listing
PressurePro Oil and Grease Cleaner Extra RM 31		■				■					■		■	■					✓			844
PressurePro Oil and Grease Cleaner Extra RM 31 ecoefficiency		■				■					■		■	■					✓			844
PressurePro Active Cleaner, alkaline RM 81		■				■					■	■		■					✓			844
PressurePro Active Cleaner, alkaline RM 81 ecoefficiency		■				■					■	■		■					✓			844
PressurePro Foam Cleaner RM 838	■	■				■						■										844
PressurePro Wax Remover RM 36		■				■						■										844
VehiclePro Rim Cleaner, acidic RM 800		■						■				■							✓			844
VehiclePro Rim Cleaner, alkaline RM 801 Classic		■				■						■										844
VehiclePro Prewash RM 803 Classic	■					■						■							✓			844
PressurePro Active Cleaner, powder RM 80	■	■				■						■							✓			845
PressurePro Car Shampoo, powder RM 22			■			■						■							✓			845
PressurePro Hot Wax RM 41					■						■	■										845
VehiclePro Spray Wax RM 821 Classic					■							■										845
PressurePro Foam Cleaner, neutral RM 57			■			■								■					✓			845
PressurePro Foam Cleaner, alkaline RM 58			■			■								■					✓			845
PressurePro Foam Cleaner, acidic RM 59			■					■						■					✓			845
PressurePro Grease and Protein Remover RM 731		■				■								■								845
Disinfectant Cleaner RM 732		■		■		■				■				■						✓		846
Disinfectant Cleaner, foaming RM 734			■	■		■				■				■								846
Disinfectant RM 735				■						■				■						✓	✓	846
PressurePro Active Cleaner, acidic RM 25		■						■						■					✓			846
PressurePro Intensive Deep Cleaner RM 750		■				■								■					✓			846
PressurePro Smoke Resin Remover RM 33		■				■	■							■					✓			847
PressurePro Foam Cleaner, alkaline RM 91 Agri			■			■					■											847
PressurePro Soaking Agent, alkaline RM 92 Agri	■					■					■											847
PressurePro Surface Cleaner, acidic RM 93 Agri		■						■			■											847
PressurePro Active Cleaner, neutral RM 55		■				■								■			■		✓			847
Blasting Abrasive, fine		■								■							■					847
Blasting Abrasive, coarse		■								■							■					847
PressurePro Façade Cleaner, gel RM 43		■				■											■					847
PressurePro Solar Cleaner RM 99		■				■										■	□					847
PartsPro Cleaner RM 39		■				■									■				✓			848
PressurePro Phosphating Agent RM 48		■			■	■									■				✓			848
PressurePro Descaling Acid RM 101		■						■									■		✓			848
PressurePro Machine Protector RM 110					■			■									■		✓			848
PressurePro Machine Protector Advance 1 RM 110					■			■									■		✓			848
PressurePro Machine Protector Advance 2 RM 111					■			■									■		✓			848









■ NEW ■ usable □ usable subject to conditions

	Product description	Application	Primary mixture	Dosage	Properties	Packaging size	PU	Order no./ quantity	Price
Vehicle									
	PressurePro Oil and Grease Cleaner Extra RM 31 Highly concentrated high-pressure deep cleaning agent. At all temperature ranges, highly efficient lifting off the most stubborn dirt, such as oil, grease, tar, soot and smoke resin.	High-pressure cleaner Spray units	1+3	1.5–10 % 25 %	alkaline pH: 13	2.5 l 10 l 20 l 200 l 1000 l	■ ▲ 4 ■ ▲ 1 ■ ▲ 1 ■ ▲ 1 ■ ▲ 1	6.295-584.0 6.295-068.0 6.295-069.0 6.295-422.0 6.295-072.0	
	 PressurePro Oil and Grease Cleaner Extra RM 31 ecoefficiency Highly concentrated deep cleaning agent for high-pressure cleaning. Effectively removes stubborn dirt, e.g. oil, grease, soot and smoke resin at all temperatures. With the ecoefficiency formulation, particularly economical, effective and environmentally friendly.	High-pressure cleaner (80 °C) High-pressure cleaner (60 °C) Spray units	1+3 1+3	0.75–4 % 1–5 % 5–25 %	alkaline pH: 13.5	2.5 l 10 l 20 l 200 l	■ ▲ 4 ■ ▲ 1 ■ ▲ 1 ■ ▲ 1	6.295-646.0 6.295-647.0 6.295-648.0 6.295-649.0	
	PressurePro Active Cleaner, alkaline RM 81 Efficiently and gently acting high-pressure cleaning concentrate for heavy oil, grease and mineral soiling. Suitable for cleaning vehicles, tarpaulins and engines. NTA-free.	High-pressure cleaner Spray units	1+3	1–5 % 5–25 %	alkaline pH: 12.3	2.5 l 10 l 20 l 200 l 1000 l	■ ▲ 4 ■ ▲ 1 ■ ▲ 1 ■ ▲ 1 ■ ▲ 1	6.295-555.0 6.295-556.0 6.295-557.0 6.295-558.0 6.295-559.0	
	 PressurePro Active Cleaner, alkaline RM 81 ecoefficiency High-pressure cleaning concentrate with a powerful and gentle cleaning action for removing stubborn oil, grease and mineral contamination. Suitable for vehicle and engine washing as well as tarpaulin cleaning. With the ecoefficiency formulation, it is very economical, effective and environmentally friendly.	High-pressure cleaner (80 °C) High-pressure cleaner (60 °C) Spray units	1+3 1+3	0.75–4 % 1–5 % 5–25 %	alkaline pH: 12.3	2.5 l 10 l 20 l 200 l	■ ▲ 4 ■ ▲ 1 ■ ▲ 1 ■ ▲ 1	6.295-642.0 6.295-643.0 6.295-644.0 6.295-645.0	
	PressurePro Foam Cleaner RM 838 The alkaline Foam Cleaner RM 838 for contactless vehicle washing effortlessly removes heavy oil and grease stains, insect residues and road dirt and is gentle on paintwork. ¹⁾	High-pressure cleaner		1–2 %	alkaline pH: 12.6	1 l 3 l	■ 12 ■ 1	6.296-034.0 6.295-979.0	
	PressurePro Wax Remover RM 36 Wax stripper; gently removes protective wax coatings and grease residue from paintwork surfaces. Ideal for use with high-pressure cleaners.	High-pressure cleaner		1–5 %		20 l	■ 1	6.295-423.0	
	VehiclePro Rim Cleaner, acidic RM 800 Highly effective rim cleaner concentrate. Active foam enables the gentle removal of all common rim dirt, like brake dust, tyre wear, winter salt residues, lime stains and salt deposits.	Spray units		10 %	acidic pH: 0.3	20 l	■ ▲ 1	6.295-441.0	
		Self-service wash bays		10 %		200 l	■ ▲ 1	6.295-452.0	
		Commercial vehicle washes		10 %					
	VehiclePro Rim Cleaner, alkaline RM 801 Classic Special rim cleaner for all coated light metal and steel rims (excludes uncoated, high-gloss special rims). Gentle action, effectively removes the most stubborn rim dirt, e.g. road dust, baked-on brake dust, tyre wear and winter salt residues. Does not attack concrete floors or wheel arches. ²⁾	Spray units		10 %	alkaline pH: 13.5	20 l	■ 1	6.295-323.0	
		Self-service wash bays		10–20 %					
		Commercial vehicle washes		10–20 %					
	VehiclePro Prewash RM 803 Classic VehiclePro Prewash RM 803 Classic: Active, gentle high-pressure pre-spraying agent. Accelerates the softening and removal of oils and greases, as well as insect residues.	High-pressure cleaner	1+2	1.5–6 %	alkaline pH: 13	10 l	■ ▲ 1	6.295-547.0	
		Commercial vehicle washes		0.5–2 %		20 l	■ ▲ 1	6.295-548.0	
		Self-service wash bays		1.5–6 %		200 l	■ ▲ 1	6.295-549.0	
		Spray units		2 %					










1) VDA-compliant class A.
2) VDA-compliant class B.
5) Included in the VAH list of disinfectants of 1 April 2012 (mhp Verlag GmbH Wiesbaden).
6) Included in the IHO list of disinfectants for animal husbandry.
■ Nitrilotriacetate-free (NTA-free).
▲ Easily separable in oil separator systems (ASF).

	Product description	Application	Primary mixture	Dosage	Properties	Packaging size	PU	Order no./ quantity	Price
	PressurePro Active Cleaner, powder RM 80 Highly concentrated, pourable and water-soluble powder with a fresh scent. Dissolves oil, grease and emission-related soiling, effective at all temperature ranges, gentle action.	High-pressure cleaner Self-service wash bays	1+9	0.5 % 1 %	slightly alkaline pH: 10.9	20 kg	■ ▲ 1	6.295-237.0	
	PressurePro Car Shampoo, powder RM 22 Powerful shampoo powder for removing stubborn oil, grease and mineral contamination. Ideal for engine cleaning and vehicle washing. NTA-free.	High-pressure cleaner Spray units	1+9	0.5–2 % 5 %	alkaline pH: 12.7	20 kg	■ ▲ 1	6.295-537.0	
	PressurePro Car Shampoo, powder RM 22 Powerful shampoo powder for removing stubborn oil, grease and mineral contamination. Ideal for engine cleaning and vehicle washing.	High-pressure cleaner Spray units	1+9	0.5–2 % 5 %	alkaline pH: 12.9	20 kg	▲ 1	6.295-254.0	
	PressurePro Hot Wax RM 41 Paintwork preservation and care product with high natural carnauba wax content. Produces a high-lustre finish.	High-pressure cleaner Manual	1+3	1–2 % 1–2 %	slightly acidic pH: 4.5	10 l 20 l	■ 1 ■ 1	6.295-153.0 6.295-154.0	
	VehiclePro Spray Wax RM 821 Classic This liquid spray wax gives vehicles a brilliant shine and long-term protection. Unaffected by water quality, it provides a spotless finish without blow drying. VDA compliant. ³⁾	High-pressure cleaner Self-service wash bays	1+9	1–2 % 1–2 %	slightly acidic pH: 4	2.5 l 20 l 200 l	■ 4 ■ 1 ■ 1	6.295-583.0 6.295-431.0 6.295-084.0	
Food industry									
	PressurePro Foam Cleaner, neutral RM 57 Gentle foam cleaning agent for light oil, grease and protein stains. Stable foam blanket enhances cleaning action and is easily rinsed away.	High-pressure cleaner High-pressure cleaner with foam nozzle Spray units Manual		1–2 % 3–10 % 10 % 10 %	neutral pH: 6.7	20 l	■ ▲ 1	6.295-178.0	
	PressurePro Foam Cleaner, alkaline RM 58 Reliably removes stubborn grease, oil and protein stains as well as food residue on tiles and containers. Foam blanket permits long periods of contact for intensive cleaning action on vertical surfaces.	Spray units High-pressure cleaner High-pressure cleaner with foam nozzle Manual		4–6 % 1–2 % 4–10 % 10 %	alkaline pH: 13.1	20 l	■ ▲ 1	6.295-100.0	
	PressurePro Foam Cleaner, acidic RM 59 Effortlessly removes stubborn deposits and coatings like lime, rust, grease, protein, beer stone and milk stone on tiles and containers. Very stable foam blanket ensures intensive cleaning effect on all surfaces.	High-pressure cleaner High-pressure cleaner with foam nozzle Spray units Manual		1–2 % 3–10 % 6 % 10 %	acidic pH: 1.8	20 l	■ ▲ 1	6.295-192.0	
	PressurePro Grease and Protein Remover RM 731 Removes even the toughest grease, protein, oil and soot contamination from floors, working areas, machines, etc. (particularly suitable for use in the food processing industry). Easy-to-use, with a gentle cleaning action. Washes clean without residues.	High-pressure cleaner Spray units Manual		1–6 % 1–6 % 1–6 %	alkaline pH: 13.1	5 l	■ ▲ 1	6.295-402.0	

1) VDA-compliant class A.
2) VDA-compliant class B.
5) Included in the VAH list of disinfectants of 1 April 2012 (mhp Verlag GmbH Wiesbaden).
6) Included in the IHO list of disinfectants for animal husbandry.
■ Nitrilotriacetate-free (NTA-free).
▲ Easily separable in oil separator systems (ASF).



	Product description	Application	Primary mixture	Dosage	Properties	Packaging size	PU	Order no./ quantity	Price	
	Disinfectant Cleaner RM 732 Disinfectant cleaning agent. With bactericidal, fungicidal and limited virucidal properties. Offers very good cleaning power. Use biocides safely. Always read the label and product information before use. ⁵⁽⁶⁾	High-pressure cleaner Maintenance cleaning Spray units Manual		1-3 %	slightly alkaline pH: 9.9	5 l	■	1	6.295-596.0	
				1-3 %		200 l	■	1	6.295-417.0	
				1-3 %						
				1-3 %						
	Disinfectant Cleaner, foaming RM 734 Disinfectant foam cleaning agent. With fungicidal, virucidal, sporicidal and bactericidal properties. At the same time removes grease, protein, oil and soot stains. Stable foam blanket allows use on vertical surfaces. Use biocides safely. Always read the label and product information before use.	High-pressure cleaner with foam nozzle Spray units Manual		2-5 %	alkaline pH: 13.7	25 l	■	1	6.295-282.0	
				2-5 %						
				2-5 %						
				2-5 %						
	Disinfectant RM 735 Effective, neutral disinfectant. With bactericidal, fungicidal and limited virucidal properties (e.g. hepatitis B). Use biocides safely. Always read the label and product information before use. ⁵⁽⁶⁾	High-pressure cleaner Spray units Manual		0.75-2 %	neutral pH: 7.6	2.5 l	■	4	6.295-585.0	
				0.75-2 %		5 l	■		6.295-597.0	
				0.75-2 %						
				0.75-2 %						
	PressurePro Active Cleaner, acidic RM 25 Acidic high-pressure deep cleaner for sanitary areas. Removes limescale, rust, beer stone and milk stone, grease and albumen stains. Ideal for cleaning inside tanks in the food industry.	High-pressure cleaner Spray units	1+3	0.5-10 %	acidic pH: 0.2	2.5 l	■	▲	4	6.295-588.0
				25 %		10 l	■	▲	1	6.295-113.0
						20 l	■	▲	1	6.295-420.0
						200 l	■	▲	1	6.295-421.0
	PressurePro Oil and Grease Cleaner Extra RM 31 ecoefficiency Highly concentrated deep cleaning agent for high-pressure cleaning. Effectively removes stubborn dirt, e.g. oil, grease, soot and smoke resin at all temperatures. With the ecoefficiency formulation, particularly economical, effective and environmentally friendly.	High-pressure cleaner (80 °C) High-pressure cleaner (60 °C) Spray units	1+3	0.75-4 %	alkaline pH: 13.5	2.5 l	■	▲	4	6.295-646.0
				1-5 %		10 l	■	▲	1	6.295-647.0
				5-25 %		20 l	■	▲	1	6.295-648.0
				5-25 %		200 l	■	▲	1	6.295-649.0
	PressurePro Oil and Grease Cleaner Extra RM 31 Highly concentrated high-pressure deep cleaning agent. At all temperature ranges, highly efficient lifting of the most stubborn contaminations, such as oil, grease, tar, soot and smoke resin.	High-pressure cleaner Spray units	1+3	1.5-10 %	alkaline pH: 13	2.5 l	■	▲	4	6.295-584.0
				25 %		10 l	■	▲	1	6.295-068.0
						20 l	■	▲	1	6.295-069.0
						200 l	■	▲	1	6.295-422.0
	Alkaline Active Cleaner RM 81 Efficiently and gently acting high-pressure cleaning concentrate for heavy oil, grease and mineral soiling. Suitable for cleaning vehicles, tarpaulins and engines. NTA-free.	High-pressure cleaner Spray units	1+3	1-5 %	alkaline pH: 12.3	2.5 l	■	▲	4	6.295-555.0
				5-25 %		10 l	■	▲	1	6.295-556.0
						20 l	■	▲	1	6.295-557.0
						200 l	■	▲	1	6.295-558.0
	PressurePro Intensive Deep Cleaner RM 750 Powerful deep cleaner effectively removes the most stubborn stains, such as oil, grease, soot, blood and proteins. Low foaming. Particularly suited for floor cleaning by machine and for processing with hard surface cleaners. NTA-free.	High-pressure cleaner Scrubber driers - Stripping Scrubber-driers - deep cleaning Manual	1+3	1-5 %	alkaline pH: 13.7	10 l	■	▲	1	6.295-539.0
				10-50 %		200 l	■	▲	1	6.295-540.0
				5-50 %						
				5-50 %						










1) VDA-compliant class A.
2) VDA-compliant class B.
5) Included in the VAH list of disinfectants of 1 April 2012 (mhp Verlag GmbH Wiesbaden).
6) Included in the IHO list of disinfectants for animal husbandry.
■ Nitrilotriacetate-free (NTA-free).
▲ Easily separable in oil separator systems (ASF).

	Product description	Application	Primary mixture	Dosage	Properties	Packaging size	PU	Order no./ quantity	Price
	PressurePro Smoke Resin Remover RM 33	High-pressure cleaner Spray units	1+3	4-8 % 10 %	alkaline pH: 13.5	20 l	■ ▲	1	6.295-560.0
	Very powerful liquid deep cleaning agent for removing stubborn stains such as oil, fat, tar, soot, resinous soot, and burnt-on sugar glazes. NTA-free.					200 l	■ ▲	1	6.295-561.0
Agriculture									
	PressurePro Foam Cleaner, alkaline RM 91 Agri	High-pressure cleaner		3-5 %	alkaline pH: 13.5	10 l	■	1	6.295-654.0
	The foam cleaner has excellent grease-dissolving properties and effortlessly removes organic material such as dung and dirt. Ideal for cleaning poultry, pig and cattle sheds as well as milking parlours.								
	PressurePro Soaking Agent, alkaline RM 92 Agri	High-pressure cleaner		1-3 %	alkaline pH: 14	10 l	■	1	6.295-656.0
	The soaking agent loosens dried dung to reduce cleaning time and water consumption. Corrosion inhibitors preserve stable fixtures. Ideal for stables and milk parlours.								
	PressurePro Surface Cleaner, acidic RM 93 Agri	High-pressure cleaner		1-3 %	acidic pH: 1.4	10 l	■	1	6.295-658.0
	Acid surface cleaner for milk parlours, milk rooms and stables. Removes even the most stubborn deposits, such as limescale, minerals and rust. Corrosion inhibitors preserve stable fixtures.								
Façades and solar									
	PressurePro Active Cleaner, neutral RM 55	High-pressure cleaner Spray units Manual		0.5-8 % 10 % 2 %	slightly alkaline pH: 10	2.5 l	■ ▲	4	6.295-579.0
	All-purpose, gentle high-pressure liquid concentrate for removing grease, oil and emission contamination. Ideal for cleaning façades and sensitive surfaces.					10 l	■ ▲	1	6.295-090.0
						20 l	■ ▲	1	6.295-411.0
						200 l	■ ▲	1	6.295-412.0
						1000 l	■ ▲	1	6.295-093.0
	Blasting Abrasive, fine	High-pressure cleaner with jet system and jet gun		tailored to individual requirements		25 kg		1	6.295-564.0
	Grit size 0.2-0.8 mm - ideal for cleaning clinker, brick, sandstone, terrazzo, steel, hardwood or concrete.								
	Blasting Abrasive, coarse	High-pressure cleaner with jet system and jet gun		tailored to individual requirements		25 kg		1	6.295-565.0
	Grit size 0.25-1.4 mm - highly effective on steel, granite, aerated concrete and washed concrete. Also ideal for removing rust, paint and graffiti.								
	PressurePro Façade Cleaner, gel RM 43	High-pressure cleaner Spray units		6 % 6-8 %	alkaline pH: 13.8	20 l		1	6.295-447.0
	Powerful façade cleaner with gel formula. Removes soot, oil, grease and environmental stains. Suitable for façades clad with stone, brick, rough-cast plaster, plastic, wood and glass.								
	PressurePro Solar Cleaner RM 99	High-pressure cleaner	1+3	0.5-1 %	slightly alkaline pH: 9	10 l	■		6.295-798.0
	Highly efficient, gentle and biodegradable cleaning agent for residue-free, streak-free cleaning of solar and photovoltaic systems. Prevents the formation of limescale. For all water hardness levels. For removing stubborn bird droppings, pollen, rust and dust. Also suitable for aluminium frames.					10 l	■		6.295-798.0

1) VDA-compliant class A.
2) VDA-compliant class B.
5) Included in the VAH list of disinfectants of 1 April 2012 (mhp Verlag GmbH Wiesbaden).
6) Included in the IHO list of disinfectants for animal husbandry.
■ Nitrilotriacetate-free (NTA-free).
▲ Easily separable in oil separator systems (ASF).


	Product description	Application	Primary mixture	Dosage	Properties	Packaging size		PU	Order no./ quantity	Price	
Parts cleaning and phosphating											
	PartsPro Parts Cleaner RM 39 Gentle cleaning and degreasing agent effectively removes oil, grease and soot stains from metal parts and provides temporary corrosion protection.	High-pressure cleaner Parts cleaners		2-5 %	slightly alkaline pH: 10.5	20 l		1	6.295-165.0		
				1-5 %		200 l			6.295-424.0		
	PressurePro Phosphating Agent RM 48 For degreasing and phosphating in a single operation. Provides temporary protection against corrosion and produces a good base for paints. When processed, it leaves bluish-yellow iron phosphate layers.	High-pressure cleaner		0.5-1 %	acidic pH: 2	20 l			1	6.295-219.0	
						200 l				6.295-410.0	
Maintenance and care of high-pressure cleaners											
	PressurePro Descaling Acid RM 101 Hydrochloric acid basis for fast descaling. Quickly removes the most stubborn limescale and detergent residues and offers long-lasting corrosion protection. Particularly suitable for heating coils in high-pressure cleaners.	Heater coil descaling		10 %	acidic pH: 0	5 l			1	6.295-398.0	
	PressurePro Machine Protector RM 110 Calcification protection for hot water high-pressure cleaners. This new formula offers improved protection from lime deposits in heater coil systems (up to 150°C) as well as integrated corrosion protection for all HDS machine components that come into contact with water.	Hot water high-pressure cleaners		6 ml/°dH m³	neutral pH: 7	1 l			6	6.295-312.0	
						10 l				1	6.295-303.0
						20 l				1	6.295-488.0
						200 l				1	6.295-305.0
	PressurePro Machine Protector Advance 1 RM 110 Scale inhibitor for hot water high-pressure cleaners with integral corrosion protection, especially for use in new HDS units with System Care option. The Machine Protector Advance 1 RM 110 formula offers improved protection against limescale deposits on heater coils (up to 150 °C) and provides integral corrosion protection for components in contact with water.	Hot water high-pressure cleaners		6 ml/°dH m³	neutral pH: 7	1 l			6	6.295-625.0	
	PressurePro Machine Protector Advance 2 RM 111 Maximum machine protection for hot water high-pressure cleaners with system care adaptation. Machine Protector Advance 2 RM 111 offers the following protective functions for your machine: protection against limescale deposits in heating coils (up to 150°C), pump care additive for continuous lubrication and care of the high-pressure pump, protection against black water (rust generation in the heating coil with very soft water). Corrosion protection for all parts that come into contact with water.	Hot water high-pressure cleaners		6 ml/°dH m³	alkaline pH: 12.3	1 l			6	6.295-629.0	
Hand cleaning											
	Hand Cleaning Paste RM 200 Rich, gentle hand cleanser based on	Manual		undiluted	neutral pH: 6.4	10 l		1	6.291-030.0		
						800 ml			6.295-631.0		

1) VDA-compliant class A.
2) VDA-compliant class B.
5) Included in the VAH list of disinfectants of 1 April 2012 (mhp Verlag GmbH Wiesbaden).
6) Included in the IHO list of disinfectants for animal husbandry.
 Nitrilotriacetate-free (NTA-free).
 Easily separable in oil separator systems (ASF).

	Product description	Pressure	Dosing range	Dispensing volume	Extendable	Dimensions (L × W × H)	Weight	PU	Order no./ quantity	Price
Dilution devices										
	DS 2 Dosing Unit DVGW-certified dosing unit for filling floor cleaning machines and buckets and for preparation of HD/HDS primary mixtures. Includes backflow preventer according to DIN EN 1717.	1.7-3.5 bar	0.3-25 %	14 l/min	■	355 × 300 × 210 mm	1.86 kg	1	6.394-653.0	
	DS 3 Cleaning Agent Dosing Station After connecting to a tap, cleaning agent can be added to the fresh water tank and diluted as required. Can also be used with the filling system attachment kit. Includes backflow preventer (DIN EN 1717).	2-6 bar	0.2-13.5 %	15 l/min	■	390 × 390 × 150 mm	3.85 kg	1	2.641-811.0	
	Product description	Suitable for bulk size				Dimensions (L × W × H)	Weight	PU	Order no./ quantity	Price
Dispensing aids										
	Container valve, 5 l Practical aid for efficient filling and dosing of cleaning agents from containers.	5 l				85 × 48 × 40 mm	0.02 kg	1	6.394-819.0	
	Container valve, 10l Practical aid for efficient filling and dosing of cleaning agents from containers.	10 l				60 × 90 × 70 mm	0.04 kg	1	6.394-758.0	
	Container valve, 20l Practical aid for efficient filling and dosing of cleaning agents from containers.	20 l				75 × 110 × 60 mm	0.04 kg	1	6.394-759.0	
	Drum tap, 200 l For dispensing cleaning agents from drums.	200 l				150 × 100 × 65 mm	0.08 kg	1	6.412-438.0	
	Drum pump, 200 l Practical pump for dosed and efficient dispensing of cleaning agents from drums. Accurate and easy to use.	200 l				1560 × 175 × 90 mm	1.1 kg	1	6.291-108.0	
	Product description	Pressure	Filling volume	Material	Dispensing volume	Dimensions (L × W × H)	Weight	PU	Order no./ quantity	Price
Spray units										
	Cleaning Agent Sprayer Easy and convenient cleaning agent sprayer with sturdy plastic container and comfortable carrying strap for cleaning agent and disinfectant application.	3 bar	5 l	plastic	0.46-1.22 l/min	520 × 200 × 200 mm	1.8 kg	1	6.394-255.0	
	EK 1 Cleaning Agent Sprayer Mobile and compact: low-pressure spray unit for effective dispensing of cleaning agent for wide area coverage. With integrated manual pump, ergonomic pump handle and level control.	0.5-6 bar	10 l	stainless steel	0.78 l/min	640 × 285 × 270 mm	4.7 kg	1	6.394-628.0	
	Telescopic spray lance Accessory for a long reach for use with EK 1 Cleaning Agent Sprayer. Extendable from 860 to 1520 mm including nozzle for precise application.					875 × 45 × 20 mm	0.366 kg	1	6.393-313.0	

CarpetPro – A STRONG TEAM TO SAVE YOU LOTS OF TIME

The CarpetPro line gently and effectively cleans and protects textile surfaces. This innovative system reduces cleaning and drying times and delays resoiling, protecting treated surfaces as well as the environment and your budget. CarpetPro line is based on iCapsol technology, which encapsulates and binds the dirt. Rinsing carpets is no longer necessary as the encapsulated residual contamination is simply vacuumed during subsequent maintenance cleaning. Carpets dry quickly and are ready to walk on in no time.



1 iCapsol technology

The patented iCapsol technology can be used not only for intermediate cleaning of carpets, but also for deep cleaning. This is unique worldwide. iCapsol active ingredients bind the dirt and surfactants after cleaning to prevent resoiling of the carpet fibres. iCapsol active ingredients form a crystalline structure when dry. These crystals are simply vacuumed during the next maintenance cleaning. This results in time savings of up to 50% even when deep cleaning, as there is no need to rinse and the drying time is shorter. The advantages are noticeable even without previous rinsing, because resoiling is delayed and carpets stay cleaner longer.

2 Phosphate-free formulas

Kärcher is aware of its responsibility for the environment and people. Our cleaning agents demonstrate that powerful cleaning is also possible without using harmful content materials like phosphates.

3 Integrated odour absorber

An integrated odour absorber cuts the time needed for intermediate and deep cleaning of textile surfaces. Carpets and upholstery are not only left clean, but also smell clean.

4 WoolSafe-certified

Many Kärcher CarpetPro products carry the WoolSafe seal. The worldwide certification programme for textile cleaning products confirms that Kärcher CarpetPro products are suitable for wool and other sensitive textile fibres and are safe when used properly. Products with WoolSafe ensure professional treatment and care of carpets and upholstery which retain their value.
























5 Patented water-soluble film: simple and safe

The deep cleaning power of the CarpetPro Cleaner iCapsol RM 760 tablets is wrapped in a patented water-soluble film: the film dissolves to release the cleaning power of the tablets. This allows quick and reliable dosing directly at the place of use without the need for protective gear. RM 760 Tablets dissolve quickly – cleaning can start immediately. Each tab contains the right amount of cleaning agent – this prevents incorrect dosing, protects the environment and saves money.






Product	Activity				Soiling				Machine/Tool				Properties					Page		
	Stain removal	Intermediate cleaning	Deep cleaning	Care, protection	Grease, earth, protein and road dirt	Rust, urine, mineral deposits	Ink, biro/felt tip pens, adhesives, tar, shoe polish	Cleaning agent residue	Foam reduction	Puzzi	BRC	BRS	BDS	Manual (cloth, brush, spray unit)	iCapsol technology	Odour absorber	Surfactant-free	Phosphate-free	WoolSafe-certified	
Universal Stain Remover RM 769	■						■							■						852
CarpetPro Cleaner iCapsol RM 768		■			■						■		■	■	✓				✓	852
CarpetPro Cleaner iCapsol RM 768 OA		■			■	□					■		■	■	✓	✓				852
CarpetPro Cleaner RTS Classic	□	■	□		■	□				■	■									852
CarpetPro Cleaner iCapsol, powder RM 760 OA		□	■		■	□				■					✓	✓		✓	✓	852
CarpetPro Cleaner iCapsol, tablet RM 760		□			■					■					✓			✓	✓	852
CarpetPro Cleaner RM 764 OA			■		■	□				■	■					✓		✓	✓	852
CarpetPro Cleaner, quick-drying RM 767 OA		□	■		■					■	■					✓				852
Universal Cleaner, surfactant-free RM 770		■	■		■					■	■			■			✓			852
CarpetPro Cleaner, powder RM 760 Classic			■		■					■										852
CarpetPro Conditioner RM 763			■	■		■		■		■	■								✓	853
Foam Blocker RM 761		■	■						■		■									853
CarpetPro Protector RM 762				■						■				■					✓	853

■ usable □ usable subject to conditions





■ usable □ usable subject to conditions

	Product description	Application	Primary mixture	Dosage	Properties	Packaging size		PU	Order no./ quantity	Price
Stain removal										
	Universal Stain Remover RM 769 Universal Stain Remover RM 769 for all textile coverings, upholstery and hard surfaces – removes oil, tar, shoe polish, adhesive, etc., from solvent-resistant surfaces.	Manual		undiluted		500 ml		6	6.295-490.0	
Intermediate cleaning										
	CarpetPro Cleaner iCapsol RM 768 CarpetPro Cleaner iCapsol RM 768 for intermediate cleaning. Dry foam with encapsulation technology: Dirt is encapsulated and vacuumed during the next maintenance cleaning.	Intermediate cleaning		6 %	neutral pH: 6.1	10 l		1	6.295-562.0	
	CarpetPro Cleaner iCapsol RM 768 OA Powerful dry foam CarpetPro Cleaner iCapsol RM 768 OA with odour eliminator. With encapsulation technology: Dirt is encapsulated and is vacuumed off when you next clean.	Intermediate cleaning		6 %	slightly alkaline pH: 8.5	10 l		1	6.295-634.0	
	CarpetPro RTS Classic Cleaner Effective carpet cleaner for thorough and hygienic spray extraction cleaning of textile floor coverings and upholstery, as well as for gentle removal of stains.	Deep cleaning Intermediate cleaning		5-10 % 1-5 %	neutral pH: 7.8	10 l		1	3.334-104.0	
Deep cleaning										
	CarpetPro Cleaner iCapsol RM 760 Powder OA The CarpetPro Cleaner iCapsol RM 760 Powder OA is a spray extraction cleaner with outstanding cleaning performance, iCapsol encapsulation technology and odour absorber. No time-consuming rinsing.	Deep cleaning Intermediate cleaning		1 % 1 %	neutral pH: 7.7	0.8 kg 10 kg	 	4 1	6.295-849.0 6.295-847.0	
	CarpetPro Cleaner iCapsol RM 760 Tablet CarpetPro Cleaner iCapsol RM 760 Tablet is a spray extraction deep cleaner in tablet form. With encapsulation technology. In a practical foil that is water-soluble. No time-consuming rinsing.	Deep cleaning Intermediate cleaning		2 tablets in 8 litres of water 2 tablets in 8 litres of water	neutral pH: 7	16 Tablets 200 Tablets	 	20 1	6.295-850.0 6.295-851.0	
	CarpetPro Cleaner RM 764 OA CarpetPro Cleaner RM 764 OA, the deep cleaning spray extraction cleaner. For all textile floor coverings (including mixed and fully-synthetic fibres), upholstery and wall surfaces.	Deep cleaning Intermediate cleaning		1 % 1 %	slightly alkaline pH: 9.2	10 l		1	6.295-854.0	
	CarpetPro Cleaner, quick-drying RM 767 OA Liquid fast-drying spray extraction agent CarpetPro Cleaner RM 767 OA for textile surfaces and upholstery eliminates unwanted odours and improves floor hygiene.	Deep cleaning Intermediate cleaning		1.2 % 1.2 %	neutral pH: 6.4	10 l		1	6.295-198.0	
	Universal Cleaner RM 770, surfactant-free Powerful surfactant-free universal cleaner for all textiles, resilient and hard floor coverings as well as ceilings and walls. Removes stubborn oil, grease and nicotine stains. Offers lasting protection against dirt and stains, cleaning intervals are extended.	Spray units Manual Spray extraction machines Single disc machines		5-50 % 5-50 % 12.5 % 5-12 %	slightly alkaline pH: 8.6	1 l		6	6.295-489.0	
	CarpetPro Cleaner RM 760 Powder Classic Powerful spray extraction deep cleaner CarpetPro Cleaner RM 760 Powder Classic. For textile floor coverings, walls and upholstery (also blended fabrics and fully synthetic fibres).	Deep cleaning Intermediate cleaning		1 % 1 %	slightly alkaline pH: 8.2	0.8 kg 10 kg	 	4 1	6.290-175.0 6.291-388.0	


 Nitrilotriacetate-free (NTA-free).

	Product description	Application	Primary mixture	Dosage	Properties	Packaging size		PU	Order no./ quantity	Price
Supplementary deep cleaning										
	CarpetPro Conditioner RM 763 The effective CarpetPro Conditioner RM 763 for all types of fibres reduces rinsing time, removes dirt and surfactant residues, neutralises the fibres and freshens up the colours.	Spray extraction machines		1 %	slightly acidic pH: 3.8	1 l		12	6.295-844.0	
	Foam Blocker RM 761 The Foam Blocker RM 761 reduces foaming in wastewater tanks and increases the device's duration of use. Compatible with all machines.	Wet and dry vacuum cleaners Spray extraction machines Carpet cleaners Floor cleaning units Parts cleaners		0.5 % 0.5 % 0.5 % 0.5 %		2.5 l		1	6.291-389.0	
Impregnation										
	CarpetPro Protector RM 762 CarpetPro Protector RM 762 for carpets and textile surfaces. Effective long-term protection against both wet and dry dirt. Seals the fibres and makes them hard-wearing.	Spray units Spray extraction machines		20 % 20 %	neutral pH: 5.5	5 l		2	6.295-852.0	

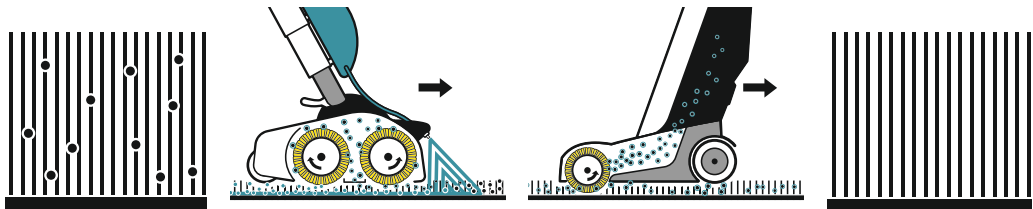
 Nitrilotriacetate-free (NTA-free).

	Product description	Dimensions (L × W × H)	Weight	PU	Order no./ quantity	Price
Sales tools						
	Premium demo case Robust demonstration case with many storage options, convenient large opening, telescopic handle and smooth-running castors. Ideal for all utensils for cleaning agent demonstrations.	44 × 30 × 44 cm	4.5 kg	1	6.999-247.0	
	Starter set for Premium demo case Basic and safety equipment for demonstrations and applications of cleaning agents. Incl. pH measurement, cloths, brushes, cutter and scraper.		2 kg	1	2.200-006.0	
	Refill set for Premium demo case Incl. all consumables from the starter set such as Ph measuring strips, cloths, brushes, cutter, blades, scraper, gloves, bin liners.		1.5 kg	1	2.200-007.0	
	Clean Card 25 Clean Cards for the detection of dirt containing protein and surfactants from cleaning agent or disinfectant residues on visibly clean surfaces. For hygienically sensitive areas.		1.5 kg	1	6.999-313.0	

DEEP CLEANING WITH iCapsol ENCAPSULATION TECHNOLOGY



INTERMEDIATE CLEANING WITH iCapsol ENCAPSULATION TECHNOLOGY



SurfacePro – AN ALL-ROUNDER FOR EVERY SURFACE

All Kärcher products for manual cleaning are specially designed for the requirements of cleaning service providers. They quickly and reliably remove all typical dirt without adversely affecting surfaces. Cleaning performance alone no longer meets the professional demands of cleaning service providers and facility management. The cleaning agent of your choice has to offer much more: a pleasant scent, contemporary environmental sustainability, reliable dosing of concentrates and ideal handling, i.e. ergonomic bottles.



1 Unique diversity

With our innovative, complete product range for manual cleaning, you have all the options – from glass cleaning to surface cleaning. Colour-coding and language-neutral labels clearly indicate the right application.

2 Consistent sustainability

Kärcher is a member of the sustainability initiative Association for Soaps, Detergents and Maintenance Products in Europe (AISE). All products in our green cleaning agent range carry the EU Ecolabel – EU Flower – and the Austrian Ecolabel. Our advanced formulas improve effectiveness and are also eco-friendly – from production to wastewater treatment. Concentrates reduce packaging. And the spray heads are reusable.

3 Optimal results














Our products set standards when it comes to the tricky task of glass cleaning. They always achieve optimum cleaning performance while keeping surfaces streak-free.

4 Good and safe handling











The optimised form and function of our spray heads and bottles offer you exemplary user-friendliness and ergonomics. The 0.5 litre spray bottles are easy to handle, even during long periods of use. The spray heads fit comfortably in your hand and can be operated using up to three fingers. The variable foam nozzle prevents aerosol formation and increases work safety.

Product	Activity			Soiling			Application area										Properties										Page			
	Maintenance cleaning	Intermediate cleaning	Deep cleaning	Stain removal	Oil, grease, soot, wax, protein, pollen	Rubber wear, heel marks and footprints	Limescale, rust, urine scale, cement	Ink, biro/felt tip pen, adhesives	Bacteria, fungi, viruses	PVC, PUR, PE, PU, epoxy resin, Resopal®	Linoleum	Rubber	Concrete, screed	Fine stone, unglazed	Ceramic tiles, granite, porphyry	Marble, terrazzo	Glass/mirrors	Surfactant-free	Very low foaming	Highly streak-free / shine-enhancing	Removing stubborn dirt	Contains solvent	Fragrance-free	No artificial colours	Deodorising	Ecolabel		Nordic Swan	Impervious metal surfaces, e.g. chrome steel	Varnished surfaces
SurfacePro Alcohol-based Cleaner Alcal					■	■				■	■	□	■	■	■	■	■			✓								✓	✓	856
SurfacePro Maintenance Cleaner, odourless Allflex	■				■					■	■	■	■	■	■	■	■		✓				✓	✓				✓	✓	856
Universal Cleaner, surfactant-free RM 770	■				■					■	■	■	■	■	■	■	■	✓	✓				✓	✓				✓	✓	856
Perfumed Cleaner Fleural	■				■					■	■	■	■	■	■	■	■									✓		✓	✓	856
SurfacePro Surface Cleaner CA 30 C eco!perform	■				■	□				■	■					■	■	□					✓				✓	✓	✓	856
SurfacePro Surface Cleaner CA 30 C eco!perform Swan	■				■	□				■	■					■	■	□					✓				✓	✓	✓	856
SurfacePro Surface Cleaner CA 30 R eco!perform	■				■			□		■						■	■	□					✓				✓	✓	✓	856
SurfacePro Surface Cleaner CA 30 R eco!perform Swan	■				■			□		■						■	■	□					✓				✓	✓	✓	856
SurfacePro All-purpose Cleaner RAG Classic	■				■					■	■	■	■	■	■	■	■	■										✓	✓	856
SurfacePro Cleaner, alkaline Induflex		■				■				■				■	■	■	■		✓			✓						✓		857
SurfacePro Scouring Agent Inoxal		■	■	■						■					■	■	■					✓	✓	✓				✓		857
Universal Stain Remover RM 769				■		■		■		■			■	■	■	■	■	✓					✓	✓				✓		857
SurfacePro Glass and Surface Cleaner Sural	■				■			□		■						■	■	■		✓								✓		857
SurfacePro Glass Cleaner CA 40 R eco!perform					■			□		□						□	□	■									✓			857
SurfacePro Glass Cleaner CA 40 R eco!perform Swan	■				■			□		□						□	□	■		✓							✓	✓		857
SurfacePro Glass and Surface Cleaner RGR Classic	■				■			□		■							■			✓						✓		✓		857
SurfacePro Glass Cleaner Glasal		□	■		■												■			✓								✓	✓	857

■ NEW ■ usable □ usable subject to conditions

	Product description	Application	Primary mixture	Dosage	Properties	Packaging size	PU	Order no./ quantity	Price
Surface – Maintenance cleaning									
	SurfacePro Alcal Alcohol-Based Cleaner Alcal alcohol-based yet material-friendly cleaner for manual application. For gentle and efficient cleaning of all water-resistant, smooth and shiny surfaces.	Manual - maintenance cleaning		1-2 %	neutral pH: 8	1 l	■	12	3.334-034.0
						10 l	■	1	3.334-033.0
	SurfacePro Maintenance Cleaner, odourless Allflex Our odourless Allflex universal cleaner is predominantly used in the food industry to remove dirt of plant- and animal-based origin.	Intermediate cleaning Maintenance cleaning		2-4 % 0.5-1 %	slightly alkaline pH: 9.8	1 l	■	12	3.334-025.0
						10 l	■	1	3.334-024.0
	Universal Cleaner RM 770, surfactant-free Powerful surfactant-free universal cleaner for all textiles, resilient and hard floor coverings as well as ceilings and walls. Removes stubborn oil, grease and nicotine stains. Offers lasting protection against dirt and stains, cleaning intervals are extended.	Spray units Manual Spray extraction machines Single disc machines		5-50 %	slightly alkaline pH: 8.6	1 l	■	6	6.295-489.0
				5-50 %					
				12.5 %					
				5-12 %					
	Fleural Perfumed Cleaner For all types of washable surface and furnishings: our deep cleaning Fleural universal cleaner with a pleasant fragrance.	Intermediate cleaning Maintenance cleaning		1-2 % 0.5-1 %	slightly alkaline pH: 9.3	1 l	■	12	3.334-030.0
						10 l	■	1	3.334-029.0
	SurfacePro Surface Cleaner CA 30 C eco!perform Universal, fast surface cleaning concentrate for floors and interior with streak-free drying – also for high-gloss surfaces. With EU eco label certification.	Maintenance cleaning		1 %	neutral pH: 7.4	1 l	■	12	6.295-681.0
						5 l	■	2	6.295-682.0
	SurfacePro Surface Cleaner CA 30 C eco!perform Swan SurfacePro Surface Cleaner CA 30 C: Surface cleaning concentrate for manual application. Universal, also on high-gloss surfaces and furniture. With Nordic Swan certification.	Maintenance cleaning		1 %	slightly alkaline pH: 9.6	1 l	■		6.296-085.0
						5 l	■		6.296-086.0
	SurfacePro Surface Cleaner CA 30 R eco!perform Ready-to-use surface cleaner for manual application. Dries quickly and streak-free. Pack of 12 bottles including 2 spray heads. Up to 40 applications per spray head.	Maintenance cleaning		undiluted	slightly alkaline pH: 8.6	0.5 l	■	12	6.295-686.0
	SurfacePro Surface Cleaner CA 30 R eco!perform Swan With Nordic Swan certification: SurfacePro Surface Cleaner CA 30 R. Ready-to-use, fast and streak-free drying, for manual application (12 bottles, incl. 2 spray heads).	Maintenance cleaning		undiluted	slightly alkaline pH: 8.6	0.5 l	■	12	6.296-087.0
	SurfacePro RAG Classic Multi-Purpose Cleaner The gentle RAG multi-purpose cleaner with an active fresh fragrance is ideal for cleaning all types of waterproof and washable surfaces.	Manual - maintenance cleaning		0.2-3 %	neutral pH: 7.5	10 l	■		3.334-083.0







■ Nitrilotriacetate-free (NTA-free).





	Product description	Application	Primary mixture	Dosage	Properties	Packaging size	PU	Order no./ quantity	Price
Surface – Intermediate cleaning									
	SurfacePro Cleaner, alkaline Induflex Induflex alkaline cleaner, specially developed for removing grease and other organic deposits. For manual and mechanical cleaning of surfaces and floor coverings.	Deep cleaning Intermediate cleaning Maintenance cleaning		10-20 % 2-5 % 0.5-1 %	alkaline pH: 13.3	10 l	■	1	3.334-021.0
	SurfacePro Scouring Agent Inoxal Inoxal ready-to-use liquid scouring agent. For removing adhesive deposits on waterproof surfaces such as chrome-plated steel, ceramic, porcelain and plastic.	Maintenance cleaning		undiluted	neutral pH: 7	500 ml	■	12	3.334-040.0
						10 l	■	1	3.334-039.0
	Universal Stain Remover RM 769 Universal Stain Remover RM 769 for all textile coverings, upholstery and hard surfaces – removes oil, tar, shoe polish, adhesive, etc., from solvent-resistant surfaces.	Manual		undiluted		500 ml	■	6	6.295-490.0
Glas - Intermediate cleaning									
	SurfacePro Sural Glass and Surface Cleaner Gently and efficiently removes even very oily and greasy soiling: our ready-to-use Sural glass and surface cleaner. Also perfect for eliminating finger marks and dust.	Maintenance cleaning		undiluted	slightly alkaline pH: 9	500 ml	■	12	3.334-038.0
						10 l	■	1	3.334-037.0
	SurfacePro Glass Cleaner CA 40 R eco!perform Ready-to-use glass cleaner – also suitable for plastic surfaces. Dries quickly and streak-free. Pack of 12 bottles including 2 spray heads. Up to 40 applications per spray head.	Maintenance cleaning		undiluted	neutral pH: 5.2	0.5 l	■	12	6.295-687.0
						5 l	■	2	6.295-688.0
	SurfacePro Glass Cleaner CA 40 R eco!perform Swan Ready-to-use SurfacePro Glass Cleaner CA 40 R suitable for glass and plastic surfaces with Nordic Swan certification. Fast, streak-free drying (unit with 12 bottles).	Maintenance cleaning		undiluted	neutral pH: 5.2	0.5 l	■		6.296-088.0
						5 l	■		6.296-089.0
	SurfacePro RGR Classic Glass and Surface Cleaner RGR Classic, the alcohol-based glass cleaner, removes grease, smears, rust and fingerprints from shiny, varnished, polished and all other washable surfaces, without leaving any streaks.	Maintenance cleaning		undiluted undiluted	slightly alkaline pH: 10.5	10 l	■		3.334-090.0
Glass – Deep cleaning									
	SurfacePro Glasal Glass Cleaner High-strength Glasal concentrated glass cleaner. Excellent cleaning performance and high dirt removal capacity. For washing glass surfaces, good adhesive properties and leaves no streaks.	Manual – window cleaning		0.1-0.5 %	neutral pH: 7.3	10 l	■		3.334-035.0

■

 Nitritotriacetate-free (NTA-free).

■ Nitrilotriacetate-free (NTA-free).

Product description		Packaging size	Dimensions (L × W × H)		Weight	PU	Order no./ quantity	Price		
Empty containers										
	SurfacePro empty bottle, Surface Cleaner CA 30 C-D eco!perform	0.5 l	65 × 65 × 225 mm		12	6.295-715.0				
	Labelled empty bottle, reusable, for individual dosing of ready-to-use surface cleaner from concentrate. Economical and environmentally friendly.									
Product description		Pressure	Dosing range	Dispensing volume	Extendable	Dimensions (L × W × H)	Weight	PU	Order no./ quantity	Price
Dilution devices										
	Dosing head		5-20 ml			310 × 35 × 35 mm	0.015 kg	12	6.295-724.0	
	Easy-to-use dosing head for precise and efficient cleaning agent dosing. Head fits on all 1 l concentrate bottles.									
	DS 2 Dosing Unit	1.7-3.5 bar	0.3-25 %	14 l/min	■	355 × 300 × 210 mm	1.86 kg	1	6.394-653.0	
	DVGW-certified dosing unit for filling floor cleaning machines and buckets and for preparation of HD/HDS primary mixtures. Includes backflow preventer according to DIN EN 1717.									
	DS 3 Cleaning Agent Dosing Station	2-6 bar	0.2-13.5 %	15 l/min	■	390 × 390 × 150 mm	3.85 kg	1	2.641-811.0	
	After connecting to a tap, cleaning agent can be added to the fresh water tank and diluted as required. Can also be used with the filling system attachment kit. Includes backflow preventer (DIN EN 1717).									
Product description		Suitable for bulk size				Dimensions (L × W × H)	Weight	PU	Order no./ quantity	Price
Dispensing aids										
	Sprayer, blue	0.5 l	120 × 90 × 35 mm		0.037 kg	12	6.295-723.0			
	Durable spray head for CA 30 R Surface Cleaner, ready-to-use. With 3-finger trigger and adjustable, uniform spraying pattern. For minimum 15,000 actuations (40 × 0.5 l bottles).									
	Container valve, 5 l	5 l	85 × 48 × 40 mm		0.02 kg	1	6.394-819.0			
	Practical aid for efficient filling and dosing of cleaning agents from containers.									

Product description		Dimensions (L × W × H)	Weight	PU	Order no./ quantity	Price
Sales tools						
	Premium demo case	44 × 30 × 44 cm	4.5 kg	1	6.999-247.0	
	Robust demonstration case with many storage options, convenient large opening, telescopic handle and smooth-running castors. Ideal for all utensils for cleaning agent demonstrations.					
	Starter set for Premium demo case		2 kg	1	2.200-006.0	
	Starter set for Premium demo case: Basic and safety equipment for demonstrations and applications of cleaning agents. Incl. pH measurement, cloths, brushes, cutter and scraper.					
	Refill set for Premium demo case		1.5 kg	1	2.200-007.0	
	Refill set for Premium demo case. Incl. all consumables from the starter set such as Ph measuring strips, cloths, brushes, cutter, blades, scraper, gloves, bin liners.					
	Clean Card		0,1 kg	1	6.999-313.0	
	25 Clean Cards for the detection of dirt containing protein and surfactants from cleaning agent or disinfectant residues on visibly clean surfaces. For hygienically sensitive areas.					

SanitPro – PEAK PERFORMANCE IN SANITARY FACILITIES

With our specially designed cleaning agents, you'll be all set for perfectly hygienic cleaning in sensitive sanitary facilities. Lime deposits, urine scale, grease and soap residue as well as other stubborn dirt stand no chance against this cleaning power – they are completely removed without damaging materials at all. The result is hygienic cleanliness that you can both see and smell. You can choose between a fresh or discreet scent.



1 Unique diversity

With our innovative, complete product range for manual cleaning, you have all the options from WC cleaning to surface cleaning. Colour-coding and language-neutral labels clearly indicate the right application.

2 Consistent sustainability

Kärcher is a member of the sustainability initiative Association for Soaps, Detergents and Maintenance Products in Europe (AISE). All products in our green cleaning agent range carry the EU Ecolabel – EU Flower – and the Austrian Ecolabel. Our advanced formulas improve effectiveness and are also eco-friendly – from production to wastewater treatment. Concentrates reduce packaging. And the spray heads are reusable.

3 Easy-to-clean effect

The water repellent effect on fittings and surfaces prevents dirt adhesion and lime stains and makes subsequent cleaning easy.

4 Powerful and safe

Thanks to their innovative acids, our products set standards when it comes to the tricky task of sanitary cleaning. They always achieve optimum cleaning performance while keeping surfaces streak-free.































5 Good and safe handling

The optimised form and function of our spray heads and bottles offer you exemplary user-friendliness and ergonomics. The 0.5 litre spray bottles are easy to handle even during long periods of use, the spray heads fit comfortably in the hand and can be operated with up to three fingers. The variable foam nozzle prevents aerosol formation and increases work safety.





Product	Activity			Soiling			Application area							Properties							Page	
	Maintenance cleaning	Intermediate cleaning	Deep cleaning	Oil, grease, protein, body fat	Limescale, rust, urine scale, cement	Ink, biro/felt tip pen, adhesives	Bacteria, fungi, viruses	PVC, PUR, PE, PU, epoxy resin	Linoleum	Rubber	Concrete, screed	Fine stone, unglazed	Ceramic, tiles, granite, porphyry	Marble, terrazzo	Very low foaming	Highly streak-free / shine-enhancing	Odour-absorbent	Blankets the smell	In the form of a gel	Ecolabel		Nordic Swan
SanitPro WC Cleaner Tolisan	■				■								■						✓			862
SanitPro WC and Deep Cleaner CA 10 C eco!perform	■			■	■								■						✓	✓		862
SanitPro WC Cleaner CA 10 C eco!perform Swan	■				■	■							■						✓		✓	862
SanitPro Maintenance Cleaner Allsan	■	■		□	■							■	■					✓				862
Perfumed Cleaner Citral	■							■	■	■	■	□	■	■		✓		✓				862
SanitPro Daily Cleaner CA 20 C eco!perform	■			■	■								■			✓			✓			862
SanitPro Daily Cleaner CA 20 C eco!perform Swan	■			■	■								■			✓				✓		862
SanitPro Daily Cleaner CA 20 R eco!perform	■			□	■								■						✓			862
SanitPro Daily Cleaner CA 20 R eco!perform Swan	■			□	■								■							✓		862
SanitPro Scented Cleaner RSD Classic	■			□	■								■					✓				862
SanitPro Deep Cleaner Unisan Plus		■		■	■								■									863
SanitPro Deodoriser Urisan		■		■			□	■	■	■	■	□	■	■			✓					863
FloorPro Deep Cleaner, acidic RM 751	□		■		■			□					■	■		✓						863
SanitPro Deep Cleaner RSA Classic		■		■	■								■									863

■ NEW ■ usable □ usable subject to conditions








■ NEW ■ usable □ usable subject to conditions





	Product description	Application	Primary mixture	Dosage	Properties	Packaging size		PU	Order no./ quantity	Price
WC – Maintenance cleaning										
	SanitPro Tolisan WC Cleaner Tolisan ready-to-use, gel-forming toilet cleaning agent for thorough removal of lime and urine scale deposits in toilets and urinals.	Maintenance cleaning		undiluted	acidic pH: 0.8	750 ml		15	3.334-043.0	
						10 l		1	3.334-041.0	
	SanitPro WC and Deep Cleaner CA 10 C eco!perform Active, viscous deep cleaning concentrate with fresh fragrance for manual cleaning of soiled sanitary surfaces. Developed with a special gel formula for better adherence to vertical surfaces, for example in toilets and urinals.	Maintenance cleaning Deep cleaning		undiluted 10–100 %	acidic pH: 0.6	1 l		12	6.295-677.0	
						5 l		2	6.295-678.0	
	SanitPro WC Cleaner CA 10 C eco!perform Swan Active, viscose SanitPro WC Cleaner CA 10 C with fresh fragrance for manual cleaning. Adheres well to upright areas of toilets and urinals. With Nordic Swan certification.	Maintenance cleaning			undiluted	acidic pH: 2	1 l		12	6.296-080.0
							5 l		2	6.296-081.0
Surface – Maintenance cleaning										
	SanitPro Allsan Everyday Cleaner Our everyday cleaner ensures cleanliness and reliably preserves valuable sanitary fittings at the same time. In addition, regular use effectively prevents the build up of lime deposits.	Intermediate cleaning		4–5 %	slightly acidic	1 l		12	3.334-047.0	
		Maintenance cleaning		1–2 %	pH: 5	10 l		1	3.334-046.0	
	Citral Perfumed Cleaner With Citral, our pleasantly fragrant everyday cleaner, you can remove soiling from all washable surfaces and furnishings both gently and thoroughly.	Intermediate cleaning		1–2 %	slightly alkaline	1 l		12	3.334-032.0	
		Maintenance cleaning		0.5–1 %	pH: 8.7	10 l		1	3.334-031.0	
	SanitPro Daily Cleaner CA 20 C eco!perform Eco-friendly sanitary everyday cleaner with gentle cleaning action. Ideal for everyday cleaning of sanitary facilities.	Maintenance cleaning		1–8 %	slightly acidic pH: 2.1	1 l		12	6.295-679.0	
						5 l		2	6.295-680.0	
	SanitPro Daily Cleaner CA 20 C eco!perform Swan Gentle cleaning action, environmentally-friendly: SanitPro Everyday Cleaner CA 20 C. Ideal for everyday cleaning of sanitary facilities. With Nordic Swan certification.	Maintenance cleaning			1–8 %	slightly acidic pH: 2.1	1 l		12	6.296-082.0
							5 l		2	6.296-083.0
	SanitPro Daily Cleaner CA 20 R eco!perform Ready to use sanitary everyday cleaner. Gentle cleaning action, environmentally-friendly. Pack of 12 bottles including 2 spray heads. One spray head is sufficient for up to 40 applications.	Maintenance cleaning		undiluted	slightly acidic pH: 2.1	0.5 l		12	6.295-685.0	
	SanitPro Daily Cleaner CA 20 R eco!perform Swan Ready-to-use SanitPro Everyday Cleaner CA 20 R with Nordic Swan certification. Gentle cleaning action and environmentally friendly (unit with 12 bottles, incl. 2 spray heads).	Maintenance cleaning			undiluted	slightly acidic pH: 2.1	0.5 l		12	6.296-084.0
	SanitPro Scented Cleaner RSD Classic Ideal for daily cleaning of all acid-resistant surfaces and furnishings in swimming pools, toilet facilities and sanitary facilities: SanitPro Scented Cleaner RSD Classic with a fresh scent.	Deep cleaning Maintenance cleaning		undiluted 0.5–1 %	acidic pH: 1.5	10 l		1	3.334-093.0	

■ Nitrilotriacetate-free (NTA-free).

Product description		Application	Primary mixture	Dosage	Properties	Packaging size		Order no./ quantity	Price
Surface – Intermediate cleaning									
	SanitPro Unisan Plus Deep Cleaner Unisan Plus concentrated deep cleaner with a fresh fragrance for manual deep cleaning of soiled sanitary surfaces and for the removal of stubborn lime deposits.	Deep cleaning		5–20 %	acidic pH: 1.11	1 l	■	12	3.334-045.0
		Maintenance cleaning		1–5 %		10 l	■	1	3.334-044.0
	SanitPro Urisan Deodoriser Urisan deodoriser uses the microbiological decomposition of unpleasant odorants to eliminate the smell of urine in highly frequented sanitary facilities. For daily maintenance cleaning.	Scrubber-driers – deep cleaning		3 %	slightly alkaline pH: 8.7	1 l	■	12	3.334-010.0
		Scrubber driers – maintenance cleaning		0.8–1.5 %					
		Manual – maintenance cleaning		0.4 %					
	FloorPro Deep Cleaner, acidic RM 751 Acidic deep cleaner for floor cleaners. Effectively removes cement film, deposits and residue, e.g. limescale, rust, beer or milk residues. Ideal for final cleaning on building sites.	Deep cleaning		5–25 %	acidic pH: 0.7	2.5 l	■	4	6.295-586.0
		Maintenance cleaning		1–5 %		10 l	■	1	6.295-129.0
		Manual		0.5–1 %		200 l	■	1	6.295-130.0
	SanitPro RSA Classic Deep Cleaner RSA Classic sanitary cleaning agent with fresh scent for intensive cleaning of all acid-resistant surfaces and facilities in swimming pools, toilets and sanitary facilities.	Deep cleaning Maintenance cleaning		undiluted 0.5–1 %	acidic pH: 1	10 l	■	1	3.334-097.0

■ Nitrilotriacetate-free (NTA-free).

	Product description	Packaging size				Dimensions (L × W × H)	Weight	PU	Order no./ quantity	Price
Empty containers										
	SanitPro empty bottle, Everyday Cleaner CA 20 C-D Eco	0.5 l				65 × 65 × 225 mm		12	6.295-714.0	
	Labelled empty bottle, reusable, for individual dosing of ready to use sanitary everyday cleaner from concentrate. Economical and environmentally friendly.									
	Product description	Pressure	Dosing range	Dispensing volume	Extendable	Dimensions (L × W × H)	Weight	PU	Order no./ quantity	Price
Dilution devices										
	Dosing head		5–20 ml			310 × 35 × 35 mm	0.015 kg	12	6.295-724.0	
	Easy-to-use dosing head for precise and efficient cleaning agent dosing. Head fits on all 1 l concentrate bottles.									
	DS 2 Dosing Unit	1.7–3.5 bar	0.3–25 %	14 l/min	■	355 × 300 × 210 mm	1.86 kg	1	6.394-653.0	
	DVGW-certified dosing unit for filling floor cleaning machines and buckets and for preparation of HD/HDS primary mixtures. Includes backflow preventer according to DIN EN 1717.									
	DS 3 Cleaning Agent Dosing Station	2–6 bar	0.2–13.5 %	15 l/min	■	390 × 390 × 150 mm	3.85 kg	1	2.641-811.0	
	After connecting to a tap, cleaning agent can be added to the fresh water tank and diluted as required. Can also be used with the filling system attachment kit. Includes backflow preventer (DIN EN 1717).									
	Product description	Suitable for bulk size				Dimensions (L × W × H)	Weight	PU	Order no./ quantity	Price
Dispensing aids										
	Sprayer, red with foam nozzle	0.5 l				120 × 90 × 35 mm	0.037 kg	12	6.295-722.0	
	Durable spray head including foam nozzle for CA 20 R Sanitary Everyday Cleaner, ready to use. With 3-finger trigger and adjustable, uniform spraying pattern. Sufficient for 40 applications.									
	Spray nozzle, red					17 × 15 × 15 mm	3 g	12	6.295-725.0	
	Practical aid for application of ready to use sanitary everyday cleaner for wide area coverage. Spraying pattern can be adjusted in combination with the red sprayer.									
	Container valve, 5 l	5 l				85 × 48 × 40 mm	0.02 kg	1	6.394-819.0	
	Practical aid for efficient filling and dosing of cleaning agents from containers.									

	Product description	Suitable for bulk size	Dimensions (L × W × H)	Weight	PU	Order no./ quantity	Price
Sales tools							
	Premium demo case Robust demonstration case with many storage options, convenient large opening, telescopic handle and smooth-running castors. Ideal for all utensils for cleaning agents demonstrations.		44 × 30 × 44 cm	4.5 kg	1	6.999-247.0	
	Starter set for Premium demo case Starter set for Premium demo case: Basic and safety equipment for demonstrations and applications of cleaning agents. Incl. pH measurement, cloths, brushes, cutter and scraper.			2 kg	1	2.200-006.0	
	Refill set for Premium demo case Refill set for Premium demo case. Incl. all consumables from the starter set such as Ph measuring strips, cloths, brushes, cutter, blades, scraper, gloves, bin liners.			1.5 kg	1	2.200-007.0	
	Clean Card 25 Clean Cards for the detection of dirt containing protein and surfactants from cleaning agent or disinfectant residues on visibly clean surfaces. For hygienically sensitive areas.			0.1 kg	1	6.999-313.0	

FloorPro – POWERFUL AND RELIABLE SUCCESS

Kärcher FloorPro cleaning agents are highly effective and excellent cleaning results are achieved in the shortest time with less effort. In the Kärcher cleaning system, machines, accessories and cleaning agents are perfectly matched. This makes work easier, faster and more convenient. At the same time, optimal protection of the cleaning machines and surfaces to be cleaned is an added benefit.



1 Concentrated cleaning performance

We want you to get the best possible cleaning result in combination with a very high area performance in every application. Economical consumption of cleaning agents is a deciding factor here. We develop and produce our cleaning agents in concentrations with which you can clean in doses from 0.25 percent. The user's safety is also very important to us, which is why you also find cleaning agents without a hazard designation in the Kärcher system.

2 Machine protection included

Cleaning agents should remove dirt completely and at the same time protect the machines and tools used. We adapt the contents of our cleaning agents perfectly to the materials of the cleaning machines. Through extreme material tests and long-term testing we ensure that seals, wheels, surfaces, etc., are not damaged. For you, this means: with our machines, accessories and cleaning agents in the Kärcher system you also have the safest and most efficient solutions in the long term.

3 Easy and efficient application










Highly developed Kärcher cleaning agents for scrubber driers combine high cleaning performance with low foam formation in the water tank. Exemplary low foam formulas allow easy and efficient processing. The entire waste water tank volume can be used and the intervals between emptying are longer.

4 Precise and reliable dosing






Dose, the integrated cleaning agent dosing unit from Kärcher, enables, in addition to reliable and precise dosing, quick and easy opening and closing as well as cleaning agent dosing control from 2.5 l and 10 l Kärcher containers. No more inconvenient manual dosing. No overdosing. Changing between different cleaning agents can take place quickly without wasting unused cleaning agent. This saves costs. At the same time, the tank stays clean and free from microbial load through cleaning agent residue.

Product	Activity							Soiling							Application area							Properties							Page		
	Stain removal	Maintenance cleaning	Intermediate cleaning	Deep cleaning	Disinfection	Maintenance care	Intermediate care	Care, protection	Oil, grease, soot, wax, protein, road dirt	Rubber wear, heel marks and footprints	Limescale, rust, urine scale, cement	Ink, biro/felt tip pen, adhesives	Foam reduction	Bacteria, fungi, viruses	Care/protective film (polymer and wax coatings)	PVC, PUR, PE, PU, epoxy resin	Linoleum	Rubber	Concrete, screed	Fine stone, unglazed	Ceramic, tiles, granite, porphyry	Marble, terrazzo	Surfactant-free	High wetting ability (special surfactant mixture)	Very low foaming	Highly streak-free / shine-enhancing	Anti-slip DIN 51131, DIN EN 13893, sports halls DIN 14904	Anti-slip, sports halls DIN EN 18032		Ecolabel	Nordic Swan
FloorPro Tyre and Abrasion Trace Remover RM 776	■								■						■				■	■	■										868
Universal Stain Remover RM 769	■											■				■	■	■	■	■	■	■									868
FloorPro Multi Cleaner RM 756		■							■							■	■	■	■	■	■	■		✓	✓						868
FloorPro Fine Stoneware Cleaner RM 753		■							■							□	□	□	□		□	□		✓		✓					868
All-purpose Cleaner Tefral		■							■							■	■	■	■	■	■	■		✓		✓					868
FloorPro Cleaner CA 50 C eco!perform		■							■							■	■	■	■	■	■	■			✓	✓			✓		868
FloorPro Cleaner CA 50 C eco!perform Swan	■	■							■							■	■	■	■	■	■	■			✓	✓				✓	868
FloorPro Everyday Cleaner Solisal Classic		■	□						■							■	■	■	■	■	■	■									868
FloorPro Wipe Care Extra RM 780		■					■		■							■	■	■	■	■	■					✓		✓			869
FloorPro Wipe Care RM 746		■					■		■							■	■	■		□		□									869
FloorPro Spray Cleaner RM 748			■					■	■	■						■	■	■													869
FloorPro Industrial Cleaner RM 69	■	■	■						■							■	□	□	■	□	■	■			✓						869
FloorPro Deep Cleaner RM 69		□	■						■							■			■	□	■	■									869
FloorPro Deep Cleaner RM 69 eco!efficiency		□	■						■							■			■	□	■	■									869
FloorPro Shine Cleaner RM 755		■	■						■							■			■	□	■	■			✓	✓					870
FloorPro Industrial Cleaner RIR Classic			■						■							■		■	■	□	■	■			✓						870
FloorPro Intensive Deep Cleaner Extra RM 752				■					■						□	■			■	■	■	■									870
FloorPro Allround Deep Cleaner RM 754		□		■					■						■	■	■	□		□	■	■									870
PressurePro Intensive Deep Cleaner RM 750				■					■							■			■	■	■	■									870
FloorPro Deep Cleaner, acidic RM 751		□		■							■					□					■	■									870
FloorPro Escalator Cleaner, neutral RM 758		□		■					■																						870
Foam Blocker RM 761		■		■									■																		870
Disinfectant Cleaner RM 732		■			■				■					■		■	■	■	■	■	■	■									871
Disinfectant RM 735					■									■		■	■	■	■	■	■	■									871
FloorPro Protect Dispersion Extra RM 782								■								■	■	□								✓	PVC				871
FloorPro Care Dispersion RM 784						■	■	■								■	■	□								✓					871
FloorPro Crystallising Agent RM 749								■													■										871
FloorPro High Gloss Crystallising Agent, powder RM 775								■													■										871









■ NEW ■ usable □ usable subject to conditions

Product description		Application	Primary mixture	Dosage	Properties	Packaging size		Order no./ quantity	Price
Stain removal									
	FloorPro Tyre and Abrasion Marks Remover RM 776 Highly active special cleaner for removing rubber abrasion marks and marks caused by forklift trucks. Also effectively removes stubborn oil and soot contamination as well as polymer and wax coatings. Adhesive tape residue is efficiently removed.	Deep cleaning		40 ml/m²	alkaline pH: 13.3	10 l	■	1	6.295-545.0
						20 l	■	1	6.295-546.0
						200 l	■	1	6.295-572.0
	Universal Stain Remover RM 769 Universal Stain Remover RM 769 for all textile coverings, upholstery and hard surfaces – removes oil, tar, shoe polish, adhesive, etc., from solvent-resistant surfaces.	Manual		undiluted		500 ml	■	6	6.295-490.0
Maintenance cleaning									
	FloorPro Multi Cleaner RM 756 High wetting ability, universal and very economical: RM 756 FloorPro Multi Everyday Cleaner for mechanical and manual cleaning of floors and surfaces.	Manual – maintenance cleaning Scrubber driers – maintenance cleaning		0.25–1 % 0.25–1 %	slightly alkaline pH: 9	1 l	■ ▲	12	6.295-913.0
						2.5 l	■ ▲	4	6.295-915.0
						10 l	■ ▲	1	6.295-914.0
	FloorPro Fine Stoneware Cleaner RM 753 Special cleaner for all fine stoneware tiles. Reliably dissolves oil, grease and mineral soiling. Does not impair anti-slip properties of tiles. Free from tensides and readily separating.	Deep cleaning Maintenance cleaning Manual		5–20 % 3–5 % 3 %	slightly alkaline pH: 10.5	2.5 l	■ ▲	4	6.295-587.0
						10 l	■ ▲	1	6.295-082.0
	Tefral Multi-Purpose Cleaner Surfactant-free Tefral multi-purpose cleaner. Odourless and designed for use in both manual and mechanical maintenance cleaning of all water-resistant surfaces.	Maintenance cleaning		1–2 %	neutral pH: 7	10 l	■	1	3.334-028.0
	FloorPro Cleaner CA 50 C eco!perform FloorPro Cleaner CA 50 C: Floor cleaner for manual and mechanical application on all hard and flexible floors. Also suitable for high-gloss surfaces and furniture. With EU eco label certification.	Maintenance cleaning		0.3–1 %	neutral pH: 7.4	1 l	■	12	6.296-053.0
						5 l	■	2	6.296-054.0
	FloorPro Cleaner CA 50 C eco!perform Swan FloorPro Cleaner CA 50 C floor cleaner for manual and machine cleaning of hard and flexible floors, as well as for high-gloss surfaces and furniture. With Nordic Swan certification.	Maintenance cleaning	 	0.3–1 %	neutral pH: 8	1 l	■	12	6.296-092.0
						5 l	■	2	6.296-093.0
	FloorPro Solisal Classic Deep Cleaner Solisal neutral universal cleaner for manual and mechanical cleaning of all types of water-resistant floors and surfaces. With a pleasant fresh citrus fragrance.	Maintenance cleaning Intermediate cleaning		0.5–1 % 2–5 %	neutral pH: 6.4	10 l	■	1	3.334-022.0











5) Included in the VAH list of disinfectants of 1 April 2012 (mhp Verlag GmbH Wiesbaden).
6) Included in the IHO list of disinfectants for animal husbandry.
■ Nitrilotriacetate-free (NTA-free).
▲ Easily separable in oil separator systems (ASF).

	Product description	Application	Primary mixture	Dosage	Properties	Packaging size	PU	Order no./ quantity	Price	
Maintenance cleaning and care										
	FloorPro Wipe Care Extra RM 780 Powerful cleaning and care agent for maintenance cleaning of all water-resistant hard and resilient floors and coverings. Specially suited for gyms and multi-purpose halls, as expert report in accordance with DIN V 18032-2:2001-04 concerning anti-slip properties is available. Wipe Care Extra RM 780 dries streak-free.	Maintenance cleaning Manual		0.5-2 % 1-3 %	slightly alkaline pH: 9	2.5 l 10 l 20 l	■ ■ ■	4 1 1	6.295-580.0 6.294-997.0 6.295-468.0	
	FloorPro Wipe Care RM 746 Active neutral soap cleaner. Produces an anti-slip and dirt-repellent care film. Polishes very easily. Produces a gleaming high-gloss finish.	Maintenance cleaning Manual		1-3 % 1-3 %	slightly alkaline pH: 9.2	10 l	■	1	6.295-156.0	
	FloorPro Care Dispersion RM 784 Polymer dispersion for initial, interim and maintenance care of floor coverings. Forms an anti-slip, dirt-repellent and abrasion-resistant protective film. High covering power.	Coating Spray Cleaner Wipe restoration Wipe care	undiluted 20-30 % 30-50 % 1-3 %	neutral pH: 7.6	5 l		2	6.295-817.0		
										
Intermediate cleaning and care (e.g. with a spray cleaner or mop)										
	FloorPro Spray Cleaner RM 748 Wax-based slip-resistant spray emulsion for all coated hard surfaces. Repairs and restores coated floors. Removes heel marks and footprints, while applying a anti-slip finish.	Cleanern		5 ml/m²	slightly alkaline pH: 8.5	10 l	■	1	6.295-162.0	
	FloorPro Care Dispersion RM 784 Polymer dispersion for initial, interim and maintenance care of floor coverings. Forms an anti-slip, dirt-repellent and abrasion-resistant protective film. High covering power.	Coating Spray Cleaner Wipe restoration Wipe care	undiluted 20-30 % 30-50 % 1-3 %	neutral pH: 7.6	5 l		2	6.295-817.0		
										
Intermediate cleaning										
	FloorPro Industrial Cleaner RM 69 FloorPro Industrial Cleaner RM 69 for low-foam cleaning of industrial and other floors. Powerful removal of stubborn grease, oil, soot and mineral contamination.	Maintenance cleaning Intermediate cleaning		0.5-3 % 3-10 %	slightly alkaline pH: 10.3	2.5 l 10 l 20 l 200 l 1000 l	■ ▲ ■ ▲ ■ ▲ ■ ▲ ■ ▲	4 1 1 1 1	6.296-058.0 6.296-049.0 6.296-050.0 6.296-051.0 6.296-052.0	
	FloorPro Deep Cleaner RM 69 Powerful cleaner, effortlessly removes stubborn oil, grease, soot and mineral soiling from floors and industrial floors.	Maintenance cleaning Intermediate cleaning		0.5-3 % 3-10 %	alkaline pH: 12.1	2.5 l 10 l 20 l 200 l 1000 l	■ ▲ ■ ▲ ■ ▲ ■ ▲ ■ ▲	4 1 1 1 1	6.295-582.0 6.295-120.0 6.295-415.0 6.295-416.0 6.295-123.0	
	FloorPro Deep Cleaner RM 69 eco!efficiency Powerful cleaning agent for flooring and industrial floors effortlessly removes stubborn oil, grease, soot and mineral contamination. With the eco!efficiency formulation, it is especially economical, effective and environmentally friendly.	Scrubber-driers – deep cleaning (eco!efficiency) Maintenance cleaning Manual	7-20 % 0.5-1 % 0.5-1 %	alkaline pH: 12.2	2.5 l 10 l 20 l 200 l	■ ▲ ■ ▲ ■ ▲ ■ ▲	4 1 1 1	6.295-650.0 6.295-651.0 6.295-652.0 6.295-653.0		








5) Included in the VAH list of disinfectants of 1 April 2012 (mhp Verlag GmbH Wiesbaden).
6) Included in the IHO list of disinfectants for animal husbandry.
■ Nitrilotriacetate-free (NTA-free).
▲ Easily separable in oil separator systems (ASF).








	Product description	Application	Primary mixture	Dosage	Properties	Packaging size	PU	Order no./ quantity	Price	
	FloorPro Shine Cleaner RM 755 Citrus-fresh low-foam floor shine cleaner for all hard floors. RM 755 dries completely streak-free. Ideal for high-gloss stone floors.	Maintenance cleaning		0.5-1 %	alkaline	2.5 l	■ ▲	4	6.295-846.0	
		Intermediate cleaning		1-5 %	pH: 12	10 l	■ ▲	1	6.295-174.0	
						20 l	■ ▲	1	6.295-409.0	
						200 l	■ ▲	1	6.295-176.0	
						1000 l	■ ▲	1	6.295-177.0	
	FloorPro RIR Classic Industrial Cleaner Our RIR Classic is a thoroughly powerful cleaner for industrial purposes and machinery, with a fresh fragrance. Recommended for all types of alkali-resistant surfaces and hard floor coverings.	Intermediate cleaning		1-2 %	alkaline	10 l	■	1	3.334-103.0	
		Maintenance cleaning		1 %	pH: 12					
Deep cleaning										
	FloorPro Intensive Deep Cleaner Extra RM 752 Extra powerful deep cleaning agent for removal of stubborn dirt and coatings of alkali-resistant floors. Removes even the most stubborn oil, grease and mineral stains.	Deep cleaning (care film)		20-50 %	alkaline	10 l	▲	1	6.295-813.0	
		Deep cleaning (dirt)		5-20 %	pH: 13.2	200 l	▲	1	6.295-814.0	
						1000 l	▲	1	6.295-815.0	
	FloorPro Allround Deep Cleaner RM 754 Highly efficient deep cleaning agent for easy removal of wax and polymer coatings on water-resistant and alkali-sensitive floors. No time-consuming rinsing required.	Deep cleaning (care film)		15-50 %	slightly alkaline	10 l	▲	1	6.295-811.0	
		Deep cleaning (dirt)		10-20 %	pH: 10.5					
		Maintenance cleaning		1-3 %						
	PressurePro Intensive Deep Cleaner RM 750 Powerful deep cleaner effectively removes the most stubborn stains, such as oil, grease, soot, blood and proteins. Low foam production. Particularly suited for floor cleaning by machine and for processing with hard surface cleaners. NTA-free.	High-pressure cleaner	1+3	1-5 %	alkaline	10 l	■ ▲	1	6.295-539.0	
		Scrubber driers - Stripping		10-50 %	pH: 13.7	200 l	■ ▲	1	6.295-540.0	
		Scrubber-driers - deep cleaning		5-50 %						
		Manual		5-50 %						
	FloorPro Deep Cleaner, acidic RM 751 Acidic deep cleaner for floor cleaners. Effectively removes cement film, deposits and residue, e.g. limescale, rust, beer or milk residues. Ideal for final cleaning on building sites.	Deep cleaning		5-25 %	acidic	2.5 l	■	4	6.295-586.0	
		Maintenance cleaning		1-5 %	pH: 0.7	10 l	■	1	6.295-129.0	
		Manual		0.5-1 %		200 l	■	1	6.295-130.0	
	FloorPro Escalator Cleaner, neutral RM 758 Intensive hard floor cleaner for escalators and travelators additionally protects the machine and escalator materials from corrosion. Removes oil, grease and mineral contamination. For escalators manufactured by KONE, Otis, Fujitel, Schindler, Mitsubishi, CNIM, DONG, YANG, HITACHI and TOSHIBA, among others.	Escalator cleaning		10-40 %	neutral	20 l	■ ▲	1	6.295-408.0	
					pH: 6.7					
Supplement deep cleaning										
	Foam Blocker RM 761 The Foam Blocker RM 761 reduces foaming in wastewater tanks and increases the device's duration of use. Compatible with all machines.	Wet and dry vacuum cleaners		0.5 %		2.5 l	■	1	6.291-389.0	
		Spray extraction machines		0.5 %						
		Carpet cleaners		0.5 %						
		Floor cleaning units		0.5 %						
		Parts cleaners		0.5 %						

5) Included in the VAH list of disinfectants of 1 April 2012 (mhp Verlag GmbH Wiesbaden).
6) Included in the IHO list of disinfectants for animal husbandry.
■ Nitriлотriacetate-free (NTA-free).
▲ Easily separable in oil separator systems (ASF).

	Product description	Application	Primary mixture	Dosage	Properties	Packaging size	PU	Order no./ quantity	Price
Disinfection									
	Disinfectant Cleaner RM 732 Disinfectant cleaning agent. With bactericidal, fungicidal and limited virucidal properties. Offers very good cleaning power. Use biocides safely. Always read the label and product information before use. ⁵⁾⁶⁾	High-pressure cleaner		1-3 %	slightly alkaline	5 l	■	1	6.295-596.0
		Maintenance cleaning		1-3 %	pH: 9.9	200 l	■	1	6.295-417.0
		Spray units		1-3 %					
		Manual		1-3 %					
									
	Disinfectant RM 735 Effective, neutral disinfectant. With bactericidal, fungicidal and limited virucidal properties (e.g. hepatitis B). Use biocides safely. Always read the label and product information before use. ⁵⁾⁶⁾	High-pressure cleaner		0.75-2 %	neutral	2.5 l	■	4	6.295-585.0
		Spray units		0.75-2 %	pH: 7.6	5 l	■		6.295-597.0
		Manual		0.75-2 %					
									
Care and protection									
	FloorPro Protect Dispersion Extra RM 782 Extra robust polymer coating for water-resistant floors. Excellent covering power, adhesion, slip resistance and abrasion resistance. Increased resistance to alcohol and disinfectant.	Coating		undiluted	slightly alkaline	5 l		2	6.295-816.0
					pH: 8.6				
									
	FloorPro Care Dispersion RM 784 Polymer dispersion for initial, interim and maintenance care of floor coverings. Forms an anti-slip, dirt-repellent and abrasion-resistant protective film. High covering power.	Coating		undiluted	neutral	5 l		2	6.295-817.0
		Spray Cleaner		20-30 %	pH: 7.6				
		Wipe restoration		30-50 %					
		Wipe care		1-3 %					
									
	FloorPro Crystallising Agent RM 749 Crystallising liquid for treating and hardening calcareous floors such as marble, terrazzo and cast stone. The crystallised floor is then harder and more wear-resistant.	Crystallising		10 ml/m²	acidic	10 l	■	1	6.295-284.0
					pH: 0.8				
	FloorPro High Gloss Crystallising Agent, powder RM 775 Crystallising powder for treating and hardening marble and terrazzo floors. After crystallisation, the floor has an attractive high gloss and is harder and more resistant to wear.	Crystallising		30 g/m²	acidic	5 kg	■	1	6.295-117.0
					pH: 1.4				

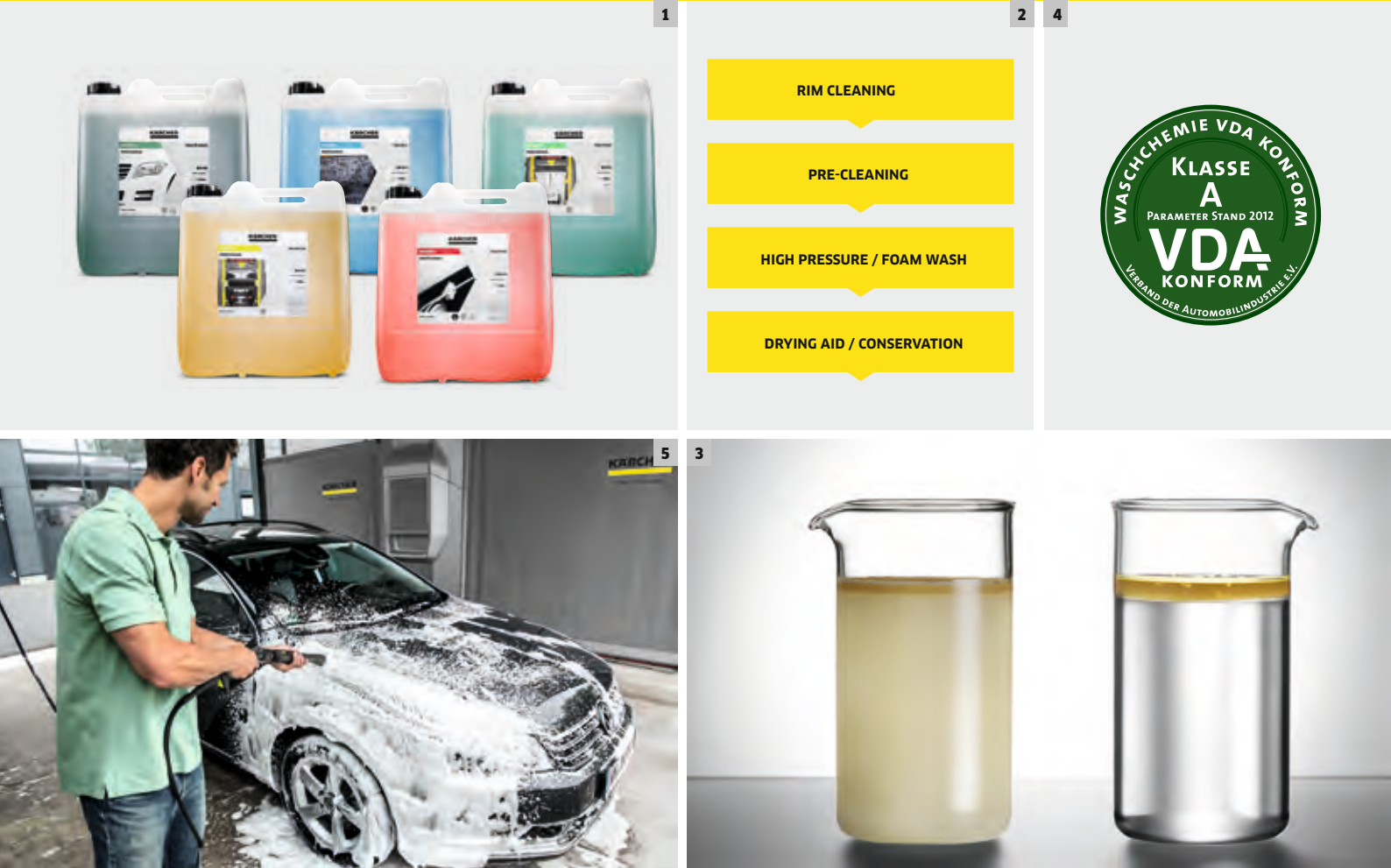
5) Included in the VAH list of disinfectants of 1 April 2012 (mhp Verlag GmbH Wiesbaden).
6) Included in the IHO list of disinfectants for animal husbandry.
■ Nitriлотriacetate-free (NTA-free).
▲ Easily separable in oil separator systems (ASF).

	Product description	Pressure	Dosing range	Dispensing volume	Extendable	Dimensions (L × W × H)	Weight	PU	Order no./ quantity	Price
Dilution devices										
	DS 2 Dosing Unit DVGW-certified dosing unit for filling floor cleaning machines and buckets and for preparation of HD/HDS primary mixtures. Includes backflow preventer according to DIN EN 1717.	1.7–3.5 bar	0.3–25 %	14 l/min	■	355 × 300 × 210 mm	1.86 kg	1	6.394-653.0	
	DS 3 Cleaning Agent Dosing Station After connecting to a tap, cleaning agent can be added to the fresh water tank and diluted as required. Can also be used with the filling system attachment kit. Includes backflow preventer (DIN EN 1717).	2–6 bar	0.2–13.5 %	15 l/min	■	390 × 390 × 150 mm	3.85 kg	1	2.641-811.0	
	Product description	Suitable for bulk size				Dimensions (L × W × H)	Weight	PU	Order no./ quantity	Price
Dispensing aids										
	Container valve, 5 l Practical aid for efficient filling and dosing of cleaning agents from containers.	5 l				85 × 48 × 40 mm	0.02 kg	1	6.394-819.0	
	Container valve, 10l Practical aid for efficient filling and dosing of cleaning agents from containers.	10 l				60 × 90 × 70 mm	0.04 kg	1	6.394-758.0	
	Container valve, 20l Practical aid for efficient filling and dosing of cleaning agents from containers.	20 l				75 × 110 × 60 mm	0.04 kg	1	6.394-759.0	
	Drum tap, 200 l For dispensing cleaning agents from drums.	200 l				150 × 100 × 65 mm	0.08 kg	1	6.412-438.0	
	Drum pump, 200 l Practical pump for dosed and efficient dispensing of cleaning agents from drums. Accurate and easy to use.	200 l				1560 × 175 × 90 mm	1.1 kg	1	6.291-108.0	

	Product description	Pressure	Filling volume	Material	Dispensing volume	Dimensions (L × W × H)	Weight	PU	Order no./ quantity	Price
Spray units										
	Cleaning Agent Sprayer Easy and convenient to use cleaning agent sprayer with sturdy plastic container and comfortable carrying strap for cleaning agent and disinfectant application.	3 bar	5 l	plastic	0.46–1.22 l/min	520 × 200 × 200 mm	1.8 kg	1	6.394-255.0	
	EK 1 Cleaning Agent Sprayer Mobile and compact: low-pressure spray unit for effective dispensing of cleaning agent for wide area coverage. With integrated manual pump, ergonomic pump handle and level control.	0.5–6 bar	10 l	stainless steel	0.78 l/min	640 × 285 × 270 mm	4.7 kg	1	6.394-628.0	
	Telescopic spray lance Accessory for a long reach for use with EK 1 Cleaning Agent Sprayer. Extendable from 860 to 1520 mm including nozzle for precise application.					875 × 45 × 20 mm	0.366 kg	1	6.393-313.0	
	Pump spray bottle 1-litre pump spray bottle – including pump and pressure tank – easy, uniform spraying for cleaning or crystallising.		1 l	plastic	0.22–0.38 l/min	195 × 140 × 310 mm	0.56 kg	1	6.394-409.0	
	Product description					Dimensions (L × W × H)	Weight	PU	Order no./ quantity	Price
Sales tools										
	Premium demo case Robust demonstration case with many storage options, convenient large opening, telescopic handle and smooth-running castors. Ideal for all utensils for cleaning agent demonstrations.					44 × 30 × 44 cm	4.5 kg	1	6.999-247.0	
	Starter set for Premium demo case Basic and safety equipment for demonstrations and applications of cleaning agents. Incl. pH measurement, cloths, brushes, cutter and scraper.						2 kg		2.200-006.0	
	Refill set for Premium demo case Incl. all consumables from the starter set such as Ph measuring strips, cloths, brushes, cutter, blades, scraper, gloves, bin liners.						1.5 kg	1	2.200-007.0	
	Clean Card 25 Clean Cards for the detection of dirt containing protein and surfactants from cleaning agent or disinfectant residues on visibly clean surfaces. For hygienically sensitive areas.						0,1 kg	1	6.999-313.0	

VehiclePro - WHEN YOU ARE DRIVEN BY PERFECTION

The cleaning and care agents of our innovative VehiclePro Klear!Line guarantee excellent cleaning results, superb care and a high level of efficiency.



1 A product line that convinces in every aspect

Our new VehiclePro Klear!Line offers you the complete vehicle wash with ultra-high cleaning concentrates that are extremely economical to dose: Klear!Prewash, Klear!Foam, Klear!Brush, Klear!Glow and Klear!Dry. New contents guarantee a perfect washing result, also for vehicles with difficult contours. And with our new fragrance concept Pine Active you put the final touch to a perfect washing result.

2 Complete vehicle cleaning

Our range of cleaning and care agents for washing vehicles offers products for all applications. From rim cleaning, prewash, high-pressure and foam wash to drying aids and conservation.

3 Easily separable formulas (ASF)

Many Kärcher cleaning agents fulfil two tasks with special easily separable formulas (ASF). Firstly: the effective removal of grease and contamination containing mineral oil. Secondly: assurance of the reliability of the separator. Kärcher cleaning agents with ASF also ensure that surfactants quickly separate again from water and contamination containing grease/mineral oil – for more complete and faster separation in the oil separator.

4 Compliance with the highest industrial standards





















Many Kärcher cleaning agents for vehicle washes comply with the high standards of the German Association of the Automotive Industry (VDA). These VDA-compliant cleaning agents ensure gentle and thorough cleaning.



5 Care and protection without contact




























Foam technology is a decisive factor in contactless vehicle washing. Here, Kärcher sets standards with products like the VehiclePro Foam Cleaner RM 838 and the VehiclePro Foam Polish RM 837. Foam Cleaner RM 838 offers high cleaning performance and perfect, long-acting foam. The VehiclePro Foam Polish RM 837 with repair effect provides long-lasting protection.



Product	Activity							Soiling	Application area							Properties				Page			
	Pre-cleaning	Rim cleaning	Cleaning	Foam cleaning	Care, protection	Drying	Oil, grease, soot, insect residues		Limescale, rust, cement, salt deposits	SB	CB			TB		Train	Washing hall	ASF (easily separable in oil separators)	NTA-free		VDA class	Nordic Swan	
											2 pumps	3 pumps	> 4 pumps	2 pumps	3 pumps								
VehiclePro Klear!Rim Foam RM 802	■	■					■		■		■(1)	■		■(V)	■(V)			✓	✓	A		876	
VehiclePro Klear!Rim RM 896	■	■					■		■		■(1)	■	■(V)	■(V)				✓	✓	B		876	
VehiclePro Rim Cleaner, acidic RM 800		■						■			■(1)	■	■(V)	■(V)				✓				876	
VehiclePro Rim Cleaner, alkaline RM 801 Classic		■					■		■		■(1)	■	■(V)	■(V)				✓	✓	B		876	
Rim Cleaner, alkaline CP 901		■					■	□	■										✓	B		876	
VehiclePro Klear!Prewash RM 890	■						■				■(1)	■						✓	✓			876	
VehiclePro Prewash RM 803 Classic		■					■				■(1)	■						✓	✓			876	
VehiclePro Prewash RM 803 eco!perform	■										■(1)	■						✓	✓		✓	876	
Intensive Dirt Remover CP 930		■					■		■									✓	✓			877	
VehiclePro Truck Cleaner, acidic RM 804	■		■					■							■(1)			✓	✓			877	
VehiclePro Truck Cleaner, alkaline RM 805	■		■				■								■(1)				✓			877	
VehiclePro Foam Cleaner RM 838				■			■		■	■(1)	■(2)	■							✓	A		877	
VehiclePro High-Pressure Wash RM 806		■		■			■		■						■(1)			✓				877	
High-Pressure Wash CP 935			■				■		■									✓	✓			877	
Active Foam CP 940				■			■		■									✓	✓	B		877	
VehiclePro Klear!Brush RM 891	■			■			■				■(1)	■(2)	■	■(1)	■(2)	■		✓	✓	B		877	
VehiclePro Brush Shampoo RM 811 Classic				■			■				■(1)	■(2)	■	■(1)	■(2)	■		✓	✓	B		877	
VehiclePro Klear!Foam RM 892	■			■			■				■(1)	■(2)	■					✓	✓	B		878	
VehiclePro Active Foam Wash Nano RM 816 Classic				■			■				■(1)	■(2)	■					✓	✓	B		878	
VehiclePro Active Foam RM 812 Classic				■			■				■(1)	■(2)	■					✓	✓	B		878	
VehiclePro Foam Wash RM 812 eco!perform	■			■			■				■(1)	■(2)	■						✓	B	✓	878	
VehiclePro Klear!Dry RM 893	■				■	■					■(2)	■(3)	■					✓	A			878	
VehiclePro Gloss Dryer Nano RM 832 Classic						■					■(2)	■(3)	■					✓	A			878	
VehiclePro Super Pearl Wax RM 824 Classic						■					■(2)	■(3)	■					✓	A			878	
VehiclePro Drying Aid RM 829 Classic					■	■					■(2)	■(3)	■					✓	A			878	
VehiclePro Drying Aid RM 829 eco!perform	■				■	■					■(2)	■(3)	■					✓	A	✓		878	
VehiclePro Liquid Leather RM 833						■	■							■(2)	■(3)	■		✓				879	
VehiclePro Spray Wax RM 821 Classic					■	■			■					■(2)	■(3)			✓	A			879	
Top Care CP 950					■	■			■									✓	A			879	
VehiclePro Klear!Glow RM 894	■				■	□							■					✓	✓	A		879	
VehiclePro Kärcher Polish Plus RM 831					■								■					✓		A		879	
VehiclePro Foam Polish RM 837					■				■				■									879	
VehiclePro Hot Wax RM 820 Classic					■	□			■				■					✓		A		879	
Thermo Wax CP 945					■	□			■										✓	✓	A		879
VehiclePro Washing Bay and Tile Cleaner RM 841			■					□	■								■	✓	✓			879	
VehiclePro Softening Salt									■	■	■	■	■	■	■	■						879	

















■ NEW ■ usable □ usable subject to conditions
() Pump/e.g.: (2) means possible product for a second pump
(V) Prespray, i.e. no pump application

	Product description	Dosage	Primary mixture	Dosage	Properties	Packaging size		PU	Order no./ quantity	Price			
Pre-cleaning – Premium rim cleaner													
	VehiclePro Klear!Rim Foam RM 802 High-foaming rim cleaner for aluminium and steel rims. Highly effective against stubborn dirt, gentle on materials and the environment.	Self-service wash bays		2-3 %	alkaline pH: 13.1	20 l		1	6.295-934.0				
		Commercial vehicle washes		2-3 %									
NEW													
	VehiclePro Klear!Rim RM 896 Premium rim cleaner for all coated alloy and steel rims. Removes stubborn dirt, without damaging concrete floors and wheel arches. ²⁾	Spray units		10 %	alkaline pH: 13.5	10 l		1	6.296-077.0				
		Self-service wash bays		10-20 %		20 l			6.296-078.0				
		Commercial vehicle washes		10-20 %									
NEW													
Pre-cleaning – Classic rim cleaner													
	VehiclePro Rim Cleaner, acidic RM 800 Highly effective rim cleaner concentrate. Active foam enables the gentle removal of all normal rim contamination, like brake dust, tyre wear, winter salt residues, lime stains and salt deposits.	Spray units		10 %	acidic pH: 0.3	20 l			1	6.295-441.0			
		Self-service wash bays		10 %		200 l			6.295-452.0				
		Commercial vehicle washes		10 %									
	VehiclePro Rim Cleaner, alkaline RM 801 Classic Special rim cleaner for all coated light metal and steel rims (excludes uncoated, high-gloss special rims). Gentle action, effectively removes the most stubborn rim contamination, e.g. road dust, baked-on brake dust, tyre wear and winter salt residues. Does not attack concrete floors or wheel arches. ²⁾	Spray units		10 %	alkaline pH: 13.5	20 l		1	6.295-323.0				
		Self-service wash bays		10-20 %									
		Commercial vehicle washes		10-20 %									
	Rim Cleaner, alkaline CP 901 Special rim cleaner for coated light metal and steel rims (excludes uncoated, high-gloss special rims). Gentle action, effectively removes even the most stubborn contamination, e.g. baked-on brake dust, tyre wear and winter salt deposits. Overdosage can easily be avoided thanks to the colour of the cleaning agent. ²⁾	Spray units		10 %	alkaline pH: 13.5	20 l		1	6.295-676.0				
		Self-service wash bays		10-20 %									
		Commercial vehicle washes		10-20 %									
Pre-cleaning – Premium surface													
	VehiclePro Klear!Prewash RM 890 Alkaline, removes road dirt, greases and insects in no time. VDA-compliant and suitable for all processed water systems and all types of water hardness. ²⁾	Commercial vehicle washes		0.5-2 %	alkaline pH: 13	10 l			1	6.296-003.0			
						20 l			6.296-004.0				
						200 l			6.296-005.0				
NEW													
Pre-cleaning – Classic surface													
	VehiclePro Prewash RM 803 Classic Active, gentle high-pressure pre-spraying agent. Accelerates the softening and removal of oils and greases, as well as insect residues.	High-pressure cleaner		1.5-6 %	alkaline pH: 13	10 l			1	6.296-061.0			
		Commercial vehicle washes		0.5-2 %		20 l			6.296-062.0				
		Self-service wash bays		1.5-6 %		200 l			6.296-063.0				
		Spray units		2 %									
NEW													
	VehiclePro Prewash RM 803 eco!perform with Nordic Swan certification: Environmentally friendly pre-spraying agent. Accelerates the softening and removal of oils, greases and insect residues.	High-pressure cleaner		1.5-6 %	alkaline pH: 13	10 l			1	6.296-067.0			
		Commercial vehicle washes		0.5-2 %		20 l			6.296-068.0				
		Self-service wash bays		1.5-6 %		200 l			6.296-069.0				
		Spray units		2 %									
NEW													
eco!perform													





























2) VDA-compliant Class B.
1) VDA-compliant Class A.
 Nitrilotriacetate-free (NTA-free).
 Easily separable in oil separator systems (ASF).

	Product description	Dosage	Primary mixture	Dosage	Properties	Packaging size	PU	Order no./ quantity	Price			
	Intensive Dirt Remover CP 930 Active pre-spraying agent, effortlessly removes the most stubborn grease and oil stains. It easily accelerates the softening and removal of insect residues.	High-pressure cleaner		0.5-2 %	alkaline pH: 13	20 l		1	6.295-515.0			
		Spray units		0.5-2 %		200 l		1	6.295-516.0			
		Self-service wash bays		0.5-2 %								
				0.5-2 %								
	VehiclePro Truck Cleaner, acidic RM 804 Acid pre-spraying agent for commercial vehicle brush and high pressure washing facilities. Removes mineral soiling such as plaster, lime, mortar and concrete from construction site vehicles and steel structures.	High-pressure cleaner		1-3 %	acidic pH: 1	20 l		1	6.295-595.0			
		Commercial vehicle washes		1-3 %		200 l		1	6.295-598.0			
		Spray units		1-3 %								
	VehiclePro Truck Cleaner, alkaline RM 805 The pre-spraying agent in commercial vehicle washes effectively supports the removal of the most stubborn dirt, like lubricants, soot, oil, tar, insects and grey film on all types of commercial vehicles.	Spray units		1-3 %	alkaline pH: 12.8	20 l		1	6.295-550.0			
		High-pressure cleaner		1-3 %								
		Commercial vehicle washes		1-3 %								
Main cleaning - Premium SB wash												
	VehiclePro Foam Cleaner RM 838 The alkaline Foam Cleaner RM 838 for contactless vehicle washing effortlessly removes heavy oil and grease stains, insect residues and road dirt and is gentle on paintwork. ¹⁾	Self-service wash bay with MultiApp lance	1+3	1-2 %	alkaline pH: 13	20 l		1	6.295-838.0			
		High-pressure cleaner with foam nozzle		1-2 %		200 l		1	6.295-839.0			
	VehiclePro High-Pressure Wash RM 806 This cleaning concentrate has a broad dirt-dissolving range and removes the most stubborn road dirt, such as dust, oil, lubricating grease, insects, tree resin and mud.	High-pressure cleaner	1+3	0.8-2 %	alkaline pH: 13.3	20 l		1	6.295-553.0			
		Self-service wash bays		0.8-2 %		200 l		1	6.295-554.0			
Main cleaning - Classic SB wash												
	High-Pressure Wash CP 935 Highly effective cleaning concentrate with an apple scent for vehicle washes. Removes the most stubborn soiling such as dusts, oil, lubricants, insect residues, tree resin and mud.	High-pressure cleaner		0.3-2 %	alkaline pH: 12.2	20 l		1	6.295-517.0			
		Self-service wash bays		0.3-2 %		200 l		1	6.295-518.0			
		Spray units		0.3-2 %								
	Active Foam CP 940 Slightly alkaline cleaning shampoo, produces a stable foam in clean park systems and in self-service wash bays. Active Foam CP 940 is gentle on the surfaces and can be easily rinsed away. It has a pleasant fresh lemon scent. ²⁾	High-pressure cleaner		1.3-2 %	alkaline pH: 11.4	20 l		1	6.295-519.0			
		Commercial vehicle washes		1.3-2 %		200 l		1	6.295-520.0			
		Self-service wash bays		0.2 %								
		High-pressure cleaner with foam nozzle		1.3-2 %								
Main cleaning - Premium brush shampoo												
	VehiclePro Klear!Brush RM 891 For intensive cleaning that's gentle on paintwork, helps brushes self-clean and lengthens their service life. Accelerates drying and is VDA-compliant. ²⁾	Commercial vehicle washes		0.2 %	slightly alkaline pH: 8.7	10 l		1	6.295-995.0			
						20 l		1	6.295-996.0			
						200 l		1	6.295-997.0			
						NEW						
Main cleaning - Classic brush shampoo												
	VehiclePro Brush Shampoo RM 811 Classic Highly active, wax-compatible brush shampoo for brush washing in automatic washing bays. Special active ingredient combination supports brush sliding ability and protects the vehicle surface. VDA-compliant. ²⁾	Commercial vehicle washes		0.2 %	slightly alkaline pH: 8.7	20 l		1	6.295-439.0			
						200 l		1	6.295-140.0			

2) VDA-compliant Class B.
1) VDA-compliant Class A.
 Nitrilotriacetate-free (NTA-free).
 Easily separable in oil separator systems (ASF).

	Product description	Dosage	Primary mixture	Dosage	Properties	Packaging size	PU	Order no./ quantity	Price
Main cleaning - Premium foam wash									
	VehiclePro Klear!Foam RM 892 Excellent foaming properties. High dirt-removing power, easy to rinse off, compatible with drying aids and waxes. VDA-compliant and gentle on paintwork. ²⁾	Commercial vehicle washes		0.2 %	slightly alkaline pH: 8.9	10 l	■ ▲ 1	6.295-998.0	
						20 l	■ ▲ 1	6.295-999.0	
							200 l	■ ▲ 1	6.296-000.0
Main cleaning - Classic foam wash									
	VehiclePro Active Foam Wash Nano RM 816 Classic Highly active, wax-compatible brush shampoo for brush cleaning in automatic washing bays. A special active ingredient combination improves brush sliding ability to protect the vehicle surface and prepare it optimally for treatment with Gloss Dryer Nano RM 832. VDA-compliant. ²⁾	Commercial vehicle washes		0.2 %	slightly alkaline pH: 8.7	20 l	■ ▲ 1	6.295-440.0	
						200 l	■ ▲ 1	6.295-322.0	
	VehiclePro Active Foam RM 812 Classic Very powerful, intensive active foam. Specially formulated content materials to protect vehicle surfaces as well as the brushes. VDA-compliant. ²⁾	Self-service wash bays	1+3	0.8 %	slightly alkaline pH: 8.9	20 l	■ ▲ 1	6.295-430.0	
		Commercial vehicle washes		0.2 %		200 l	■ ▲ 1	6.295-137.0	
	VehiclePro Foam Wash RM 812 ecolperform with Nordic Swan certification: Environmentally friendly, strong active foam. Its contents protect vehicle surfaces and brushes. ²⁾	Self-service wash bays		0.8 %	slightly alkaline pH: 8.9	10 l	■ ▲ 1	6.296-070.0	
	 	Commercial vehicle washes		0.2 %		20 l	■ ▲ 1	6.296-071.0	
							200 l	■ ▲ 1	6.296-072.0
Drying and care - Premium drying aids									
	VehiclePro Klear!Dry RM 893 Breaks down the water film quickly to minimise beading on the surface and provide optimum drying results. Use sparingly, frost-proof (-10 °C), VDA-compliant. ²⁾	Commercial vehicle washes		0.3 %	slightly acidic pH: 5	10 l	■ ▲ 1	6.296-001.0	
						20 l	■ ▲ 1	6.296-002.0	
Drying and care - Classic drying aids									
	VehiclePro Gloss Dryer Nano RM 832 Classic Liquid pearl wax with special nano particles for use in car wash stations, self-service wash systems and high-pressure machines. The Nano shine dryer quickly breaks down the water film to produce very good drying results. VDA-compliant. ¹⁾	Commercial vehicle washes		0.1-0.2 %	slightly acidic pH: 4	20 l	■ 1	6.295-432.0	
		Self-service wash bays		0.1-0.2 %		200 l	■ 1	6.295-320.0	
		High-pressure cleaner	1+9	1-2 %					
	VehiclePro Super Pearl Wax RM 824 Classic Drying, protection and care all in one. This liquid pearl wax quickly breaks down the water film and ensures very good drying characteristics, especially if hard water is used. VDA compliant. ¹⁾	Commercial vehicle washes	undiluted	0.1-0.2 %	slightly acidic pH: 4	20 l	■ 1	6.295-438.0	
		High-pressure cleaner	1+9	1-2 %		200 l	■ 1	6.295-074.0	
	VehiclePro Drying Aid RM 829 Classic Allows the water film to break down quickly and creates preservative, long-lasting protection. Also for soft and osmosis water. VDA-compliant. ¹⁾	Commercial vehicle washes		0.1-0.3 %	slightly acidic pH: 5	10 l	■ 1	6.296-064.0	
		Self-service wash bays		0.1-0.3 %		20 l	■ 1	6.296-065.0	
							200 l	■ 1	6.296-066.0
	VehiclePro Drying Aid RM 829 ecolperform VehiclePro Drying Aid RM 829 ecolperform with Nordic Swan certification: Suitable for all water hardness levels. Allows the water film to break down quickly and creates preservative, long-lasting protection. ¹⁾	Commercial vehicle washes		0.1-0.3 %	slightly acidic pH: 5	10 l	■ 1	6.296-073.0	
	 	Self-service wash bays		0.1-0.3 %		20 l	■ 1	6.296-074.0	

2) VDA-compliant Class B.
1) VDA-compliant Class A.
■ Nitrilotriacetate-free (NTA-free).
▲ Easily separable in oil separator systems (ASF).







	Product description	Dosage	Primary mixture	Dosage	Properties	Packaging size		PU	Order no./ quantity	Price
	VehiclePro Liquid Leather RM 833 Special drying aid for washes without blow drying. Lets water run off over large surfaces and dries without spots and streaks. Suitable for high-pressure cleaners as well.	Commercial vehicle washes	1+3	0.4-0.8 %	alkaline pH: 12	20 l		1	6.295-391.0	
						200 l		1	6.295-392.0	
	VehiclePro Spray Wax RM 821 Classic This liquid spray wax gives vehicles a brilliant shine and long-term protection. Unaffected by water quality, it provides a spotless finish without blow drying. VDA compliant. ¹⁾	High-pressure cleaner Self-service wash bays	1+9	1-2 % 1-2 %	slightly acidic pH: 4	20 l		1	6.295-431.0	
						200 l		1	6.295-084.0	
	Top Care CP 950 Liquid spray wax for conservation and shiny finish care. Insensitive to water hardness, it generates a stable high-lustre film, allows water to be removed from large surfaces and dries without leaving streaks or spots. VDA-compliant. ¹⁾	Self-service wash bays High-pressure cleaner		0.02-0.05 % 0.02-0.05 %	slightly acidic pH: 3.5	20 l		1	6.295-523.0	
Drying and care – Premium waxes										
	VehiclePro Klear!Glow RM 894 VehiclePro Klear!Glow RM 894: For outstanding paintwork protection against the elements. With a special high-gloss effect and long-lasting preservation with minimal use. VDA-compliant. ²⁾	Commercial vehicle washes		0.3 %	neutral pH: 6.3	10 l	 	1	6.295-993.0	
						20 l	 	1	6.295-994.0	
	VehiclePro Kärcher Polish Plus RM 831 Innovative vehicle care agent with special care formula for long-lasting wax conservation. Protects vehicles against road dirt, insects, acid rain and other harmful environmental influences. VDA-compliant. ¹⁾	Commercial vehicle washes		40-80 ml/ vehicle	slightly acidic pH: 3.5	10 l		1	6.295-110.0	
						20 l		1	6.295-427.0	
	VehiclePro Foam Polish RM 837 Clearly visible, long-lasting preservation with repair effect. Protects the surface from environmental influences. Increases shine. With lotus blossom extract.	Commercial vehicle washes Self-service wash bays		20-40 ml/ vehicle 20-40 ml/ vehicle	slightly acidic pH: 4	20 l		1	6.295-779.0	
Drying and care – Classic waxes										
	VehiclePro Hot Wax RM 820 Classic This liquid thermo wax produces a weather-resistant preservative layer to protect vehicles against corrosion. Contains natural carnauba wax. VDA compliant. ¹⁾	High-pressure cleaner Commercial vehicle washes Self-service wash bays	1+9	1-2 % 0.1-0.2 % 1-2 %	neutral pH: 6.3	20 l		1	6.295-428.0	
						200 l		1	6.295-143.0	
	Thermo wax CP 945 This thermo-wax concentrate produces a water-repellent, long-lasting preservative layer with a high-gloss effect. With a high natural carnauba wax content. VDA-compliant. ¹⁾	High-pressure cleaner Self-service wash bays		0.2-0.4 % 0.2-0.4 %	slightly acidic pH: 4.5	20 l		1	6.295-521.0	
Supplementary products										
	VehiclePro Washing Bay and Tile Cleaner RM 841 This acidic washing bay and tile cleaning concentrate quickly and efficiently removes lime, grease, wax, cleaning agent residue and traces of rust.	Deep cleaning Maintenance cleaning		20-50 % 5-10 %	acidic pH: 0.3	20 l	 	1	6.295-419.0	
	VehiclePro Softening Salt Specially formulated to soften water in soft water osmosis water systems.	Commercial vehicle washes				25 kg		1	6.287-016.0	

2) VDA-compliant Class B.
1) VDA-compliant Class A.
■ Nitrilotriacetate-free (NTA-free).
▲ Easily separable in oil separator systems (ASF).

BRINGING OUT THE BEST

Kärcher provides suitable treatment chemicals for trouble-free operation and excellent treatment results. Our products have been tried and tested over a number of years and are perfectly adapted to suit specific applications and systems.








Product description	Application	Primary mixture	Dosage	Properties	Packaging size	PU	Order no./ quantity	Price
Water treatment								
 WaterPro Separating Agent, powder RM 846 Reagent for the treatment of washing water containing mineral oil. Forms large, stable flakes that can be easily filtered away.	Water treatment systems		0.1 %	slightly alkaline pH: 8.7	20 kg	■	1 6.295-164.0	
 WaterPro Flocculating Agent RM 847 For the effective treatment of contaminated water from car and engine washes. Forms large and easily filtered flakes.	Water treatment systems	1+9	0.07 %	neutral pH: 5.3	1 l	■	2 6.295-630.0	
 WaterPro Active Oxygen RM 851 Reliably eliminates all unpleasant odours in the washing water circuit through oxidation with active oxygen.	Water treatment systems		0.002 %	slightly acidic pH: 3	20 l	■	1 6.295-450.0	
 WaterPro Active Chlorine RM 852 Effortlessly eliminates unpleasant odours in the washing water circuit through oxidation with active chlorine.	Water treatment systems Drinking water treatment systems		0.002 % 0.0003 %	alkaline pH: 13.1	20 l	■	1 6.295-451.0	
 WaterPro Hardness Stabiliser RM 5000 Prevents scaling on membranes for drinking water treatment and acts as a dispersing agent.	Drinking water treatment systems		According to untreated water composition	slightly acidic pH: 4.5	1 l 23 kg	■	1 6.295-229.0 1 6.290-991.0	
 WaterPro Flocculating Agent RM 5001 Highly effective product for cleaning fresh water containing suspended matter in drinking water preparation.	Drinking water treatment systems		According to untreated water composition	acidic pH: 0	10 l	■	1 6.295-168.0	

■ Nitrilotriacetate-free (NTA-free).

SAFE AND EFFICIENT

In industrial production, millions of parts have to be cleaned each day in preparation for coatings or final assembly. The demands on cleaning power, surface protection and absence of residues are extremely high in this sector. As a result, Kärcher has developed specific, highly effective cleaning agents that achieve impressive results when used with conventional parts cleaners as well as Kärcher Bio parts cleaners. Kärcher Bio parts cleaners PC Bio 10 and PC Bio 20 received the "Automechanika Award". All Kärcher parts cleaning agents are NTA and solvent-free (VOC-free).



















Product description	Application	Primary mixture	Dosage	Properties	Packaging size	PU	Order no./ quantity	Price
Parts cleaning								
 PartsPro Cleaner PC Bio 10 Biologically active cleaning agent, water-based, pH-neutral, skin-friendly and solvent-free. Particularly suitable for workshops and service companies for removing oil, grease, and soot contamination from parts.	Bio parts cleaners		undiluted	neutral pH: 7	20 l	■	1 6.295-260.0	
 PartsPro Cleaner PC Bio 20 Biologically active cleaning agent, water-based, skin-friendly and solvent-free. Ideal for cleaning sensitive metals, e.g. aluminium, silver, titanium, etc., to remove oil, grease and other contamination.	Bio parts cleaners		undiluted	slightly alkaline pH: 8.8	20 l	■	1 6.295-261.0	
 PartsPro Microbe Suspension Reactivates the biological breakdown process in biological parts cleaners. Increases microbe activity in parts cleaners that have been standing for some time and in cases where the cleaning agent is particularly dirty.	Bio parts cleaners		undiluted	neutral pH: 6	250 ml	■	24 6.295-262.0	
 PartsPro Cleaner RM 39 Gentle cleaning and degreasing agent effectively removes oil, grease and soot stains from metal parts and provides temporary corrosion protection.	High-pressure cleaner Parts cleaners		2-5 % 1-5 %	slightly alkaline pH: 10.5	20 l 200 l	■	1 6.295-165.0 1 6.295-424.0	
 PartsPro Cleaner Extra, powder RM 63 Removes even the most stubborn stains such as oils, greases, drawing lubricants, soot, etc. For cleaning parts that are not sensitive to alkali, such as engines, gearboxes, small hardware, castings, etc.	Parts cleaners		5 %	alkaline pH: 13.2	20 kg	■ ▲	1 6.295-255.0	


■ Nitrilotriacetate-free (NTA-free).
▲ Easily separable in oil separator systems (ASF).

OUR MOST POWERFUL

Special regulations and requirements apply to professional tank and container cleaning. With the new Kärcher TankPro series, which is precisely matched to the machine technology, we offer a perfect solution for all cleaning requirements. Nothing is too much for us – these TankPro products offer our customers a solution that is perfectly tailored to their individual requirements. All products are high concentrates and therefore particularly economical and efficient. We are fully aware of our responsibility towards people, machines and the environment and do not use any substances that are harmful to the environment and to health, while maintaining the highest quality.






Product description		Application	Primary mixture	Dosage	Properties	Packaging size	PU	Order no./ quantity	Price
Cleaning									
	TankPro Cleaner, acidic RM 870 TankPro Cleaner, acidic RM 870 for interior and exterior cleaning of tanks, silos and containers. Also gently removes heavy lime deposits, building material and food residues.	Tank and silo cleaning	1+3	0.5-3 %	acidic	20 l		1	6.295-916.0
			1+10	0.5-3 %	pH: 0	200 l		1	6.295-917.0
						1000 l		1	6.295-918.0
	TankPro Cleaner, alkaline RM 875 TankPro Cleaner, alkaline RM 875 for thorough cleaning of heavy oil and grease contamination in, e.g. tanks, silos or containers. Foam-reduced, powerful and gentle cleaning action.	Tank and silo cleaning	1+4	0.5-3 %	alkaline	20 l		1	6.295-919.0
			1+10	0.5-3 %	pH: 13.2	200 l		1	6.295-920.0
						1000 l		1	6.295-921.0
	TankPro Cleaner, Polymer RM 880 TankPro Cleaner, Polymer RM 880 for tank interior cleaning. This alkaline, foam reduced and gentle cleaning concentrate is ideal for dirt such as flour, latex or rubber.	Tank and silo cleaning	1+4	0.5-5 %	alkaline	20 l		1	6.295-922.0
			1+10	0.5-5 %	pH: 14	200 l		1	6.295-923.0
						1000 l		1	6.295-924.0
	TankPro Latex Remover RM 885 TankPro RM 885 latex remover is an extra-strong, low-foam cleaner for tackling the inside of tanks. It can remove stubborn polymer dispersions and latex effectively while being gentle on the material underneath.	Tank and silo cleaning		1-10 %	alkaline	20 l		1	6.295-990.0
					pH: 14	200 l		1	6.295-991.0
						1000 l		1	6.295-992.0

 Nitrilotriacetate-free (NTA-free).

NEW

Product	Soiling																			Properties					Page
	Flour, grains, potato flour	Protein, milk powder, animal feed, flour	Cocoa powder, chocolate	Sugar, salt	Gelatin, fruit juice	Cement, calcium carbonate, gypsum, chalk	Quartz, sand, slate	Plastic granulate (PVC/PP/PE)	Liquid plastics, polymers, latex and rubber	Mineral oil, fuel oil, wax	Tar, asphalt, grease	Solvent-based organic compounds, e.g. fatty acids, grease crayon, animal and plant-based oils	Coal dust, activated carbon	Acids	Alkalis	Phosphates, nitrates	Raw cleaning agent materials	Talc	Solvent-free	Foam-reduced	No artificial scents or colours	Corrosion inhibitors (stainless steel,aluminium)	Temperature-stable up to 90 °C		
TankPro Cleaner, acidic RM 870						■									■				✓	✓	✓	✓	✓	882	
TankPro Cleaner, alkaline RM 875	■	■	■	■	■		■	■		■		■				■	■	■	✓	✓	✓	✓	✓	882	
TankPro Cleaner, Polymer RM 880									■										✓	✓	✓	✓	✓	882	
TankPro Latex Remover RM 885	■								■										✓	✓	✓	✓	✓	882	

 NEW  usable  usable subject to conditions

Equipment

A	Page		
AB 20 Ec	431	BDS 33/180 C Adv	545
Acrylic dust mop 60 cm	797	BDS 43/150 C Classic	543
Acrylic dust mop 80 cm	797	BDS 43/180 C Adv	545
Adapter for brush	832, 836	BDS 43/Duo C Adv	545
AF 100	461	BDS 43/Duo C I Adv	545
AFG 100, anthracite	459	BDS 51/180 C Adv	545
AFG 100, white	459	Belt for holster	833
Aluminium handle 140 cm / D 23 mm	806	Bionic pipe brush, curved	835
Aluminium handle with thread 140 cm	806	Bionic quick-release handle	831
Aluminium T-beam	830	Bionic T-beam	831
Aluminium telescopic handle 2 × 150 cm	806	Bionic T-beam, movable	830, 831
AP 100/50 M	117	Bionic wall brush, oval	835
AT	749	Bionic window scraper, 10 cm, with blade	828
AT-C	749	Bionic wiper handle, movable	831
AT-C Fp	749	Blade holder	837
AT Fp	749	Blue Star washer	829
AWT	749	Bp 200 Adv	237
AWT-C	749	Bp 400 Adv	237
AWT-C Fp	749	Bp 800 Adv	237
AWT Fp	749	Bp 2400 Adv	237
		BR 30/4 C	537
B	Page	BR 30/4 C Adv	537
B 40 C Bp / Classic	525	BR 30/4 C Bp Pack	537
B 40 C Ep	525	BR 30/4 C + MF	537
B 40 W Bp	524	BR 35/12 C Bp Pack	535
B 60/10 C	541	BR 40/10 C Adv	536
B 60 W Bp	521	BR 40/10 C I Adv	536
B 60 W Ep / B 60 C Bp Classic	520	BR 45/10 Esc	547
B 80 WBp	516	BR 45/22 C Bp Pack	533
B 80 W Bp	517	BR 47/35 Esc	546
B 90 R Adv Bp	501	BR 55/40 RS Bp	508
B 90 R Adv Bp Pack	501	BR 55/40 RS Bp Pack	508
B 90 R Adv Dose Bp	501	BRC 30/15 C	435
B 90 R Adv Dose Bp Pack	501	BRC 40/22 C	433
B 90 R Classic Bp	501	BRC 45/45 C	434
B 90 R Classic Bp Pack	501	Broom PVC 35 cm	796
B 95 RS	507	Broom PVC 60 cm	796
B 120 W	513	Brush head D 75 D 65 D 55	501
B 150 R	495	Brush head R 75 R 75 R 65 R 55	501
B 150 R Adv	495	Brush holder	836
B 200 R	491	Brush set universal	796
B 250 R	487	Bucket 22 l	833
B 250 R I	487	Bucket cart with press 28 l	822
B 300 R I D	483	Bucket with mop press 15 l	801
B 300 R I LPG	483	Bucket with mop press 15 l	822
Barrel cleaner BC 14/12	113	BV 5/1	395
Basic cotton mop	801	BV 5/1 Bp	395
Basic microfibre mop	801		
Battery charger: BC Adv	237	A	Page
BD 17/5 C	549	Caution wet floor sign, English	804
BD 30/4 C Bp Pack	539	Caution wet floor sign, German	804
BD 38/12 C Bp Pack	534	Caution wet floor sign, Russian	804
BD 43/25 C Bp	531	CB 3	733
BD 43/25 C Bp Pack	531	CB 5	731
BD 43/35 C Ep	531	Chain barrier, 1 m	805
BD 50/40 RS Bp	509	Cotton dust mop 60 cm	797
BD 50/40 RS Bp Pack	509	Cotton dust mop 80 cm	797
BD 50/50 C Bp Classic	529	Cotton dust mop 120 cm	797
BD 50/50 C Bp Pack Classic	529	Cotton dust mop 160 cm	797
BD 50/60 C Ep Classic	529	Cotton mop	800
BD 50/70 R Classic Bp	503	Cotton velcro cover, 40 cm	802
BD 50/70 R Classic Bp Pack	503	CS 330 Bp	241
BD 50/70 R Classic Fleet Bp	503	CV 30/1	407
BD 50/70 R Classic Fleet Bp Pack	503	CV 38/2	405
BD 80/100 W Bp Classic	527	CV 38/2 Adv	405
BD 80/100 W Bp Classic Fleet	527	CV 48/2	405
BD 80/100 W Bp Pack Classic	527	CV 48/2 Adv	405
BDP 43/450 C Adv	545	CV 60/2 RS	401
BDP 50/1500 C	551	CV 60/2 RS Bp	401
BDP 50/2000 RS Bp	550	CV 66/2	403
BDP 50/2000 RS Bp Pack	550	CWB 3 Klean!Star	729
		CWB 3 Klean!Star iQ	727

D	Page		
Door stop with handle	805	HD 7/16-4 St	195
Double bucket cart with press 2 × 15 l	822	HD 7/17 M	85
Double bucket cart with press 2 × 25 l	822	HD 7/17 M Cage	89
Drying with heat exchanger	769	HD 7/17 M Plus	85
Dust binding cloth neolinn BASIC	799	HD 7/17 M St	87
Dust binding cloth neolinn CLASSIC	799	HD 7/17 MX Plus	85
Dust binding cloth neolinn ECO	813	HD 7/18-4 Classic	105
Dust binding cloth roll neolinn CLASSIC	799	HD 7/20 G Classic	109
Dust binding cloth roll neolinn CLASSIC	813	HD 8/18-4 M	85
Duster ECO 540	798	HD 8/18-4 M Cage	89
Dust mop holder 60 cm	798	HD 8/18-4 M Plus	85
Dust mop holder 80 cm	798	HD 8/18-4 M St	87
Dust mop holder, fixed 160 cm	798	HD 8/18-4 MX Plus	85
Dustpan with rubber profile with sweeping slide	796	HD 8/20 G	103
		HD 8/23 G Classic	109
E	Page	HD 9/18-4 Cage Classic	106
Ear defenders	231	HD 9/18-4 St	194
Earplugs	231	HD 9/18-4 St	195
EB 30/1 Adv Li-Ion	399	HD 9/20-4 Classic	105
EB 30/1 Li-Ion	399	HD 9/20-4 M	81
ECO!Broom and waste container	796	HD 9/20-4 M Plus	81
ECO!Duster 97-184 cm	812	HD 9/20-4 MX Plus	81
ECO!Mop set, blue	801	HD 9/21 G	103
ECO!Mop set, red	801	HD 9/23 De	103
ECO!Mop system, 97-184 cm	803	HD 9/23 De Tr1	95
ECO!Spray mop system	803	HD 9/23 G	103
		HD 9/23 Ge Tr1	95
F	Page	HD 9/50-4 Cage	210
Fall protection	111	HD 9/50 Ge Cage	211
Feather duster holder 60 cm	812	HD 9/100-4 Cage Adv	208
Fixi bracket	836	HD 9/100-4 Cage Classic	208
Glass and window cleaning kit	835	HD 10/15-4 Cage Food	100
Glass scraper	812, 828	HD 10/16-4 Cage Ex	99
GS jet gun	116	HD 10/23-4 S	79
Hand pad holder, velcro fastener 30 cm	815	HD 10/23-4 S Plus	79
HD 5/11 Cage Classic	107	HD 10/23-4 SX Plus	79
HD 5/11 P	93	HD 10/25-4 Cage Plus	97
HD 5/11 P Plus	93	HD 10/25-4 S	79
HD 5/12 C	91	HD 10/25-4 S Plus	79
HD 5/12 C Plus	91	HD 10/25-4 SX Plus	79
HD 5/12 CX Plus	91	HD 13/12-4 St	194
HD 5/15 C	91	HD 13/12-4 St	195
HD 5/15 C Plus	91	HD 13/18-4 S Plus	79
HD 5/15 CX Plus	91	HD 13/18-4 SX Plus	79
HD 5/17 C	91	HD 13/35-4 Cage	210
HD 5/17 C Plus	91	HD 13/35 Ge Cage	211
HD 5/17 CX Plus	91	HD 16/15-4 Cage Plus	96
HD 6/13 C	91	HD 17/14-4 S Plus	79
HD 6/13 C Plus	91	HD 17/14-4 SX Plus	79
HD 6/13 CX Plus	91	HD 18/50-4 Cage Adv	209
HD 6/14-4 M Cage	89	HD 18/50-4 Cage Classic	209
HD 6/15-4 Classic	105	HD 20/15-4 Cage Plus	96
HD 6/15 G Classic	109	HD 25/15-4 Cage Plus	96
HD 6/15 M	85	HD 715	98
HD 6/15 M Cage	89	HD 728 B Cage	103
HD 6/15 M Plus	85	HDC Advanced	190
HD 6/15 M St	87	HDC Classic	191
HD 6/15 MX Plus	85	HDCI 30/5-4 Mob So Ex	773
HD 7/10 CXF	101	HDCI 30/5-4 St So Ex	773
HD 7/11-4 Cage Classic	106	HDCI 30/10-4 Mob Ad/Ly Ex	773
HD 7/11-4 Classic	105	HDCI 30/10-4 Mob Dw Ex	773
HD 7/14-4 M	85	HDCI 30/10-4 St Ad/Ly	773
HD 7/14-4 M Cage	89	HDCI 30/10-4 St Dw	773
HD 7/14-4 M Plus	85	HDC Standard	190
HD 7/14-4 MX Plus	85	HDI 30/10	768
HD 7/15 G	103	HDI 38/12	768
HD 7/16-4 Cage Classic	106	HDI 60/10	768
HD 7/16-4 M	85	HDI 60/14	768
HD 7/16-4 M Cage	89	HDR 777	759
HD 7/16-4 M Plus	85	HDR 777-VA	759
HD 7/16-4 MX Plus	85	HDS 5/11 U	63
HD 7/16-4 St	194	HDS 5/11 UX	63

HDS 5/13 UX	63	IVC 60/12-1 Tact Ec	343
HDS 5/15 U	63	IVC 60/24-2 Ap	341
HDS 5/15 UX	63	IVC 60/24-2 Tact²	341
HDS 6/14-4 C	61	IVC 60/24-2 Tact² Lp	342
HDS 6/14-4 CX	61	IVC 60/24-2 Tact² M	341
HDS 6/14 C	61	IVC 60/30 Ap	340
HDS 6/14 CX	61	IVC 60/30 Ap M Z22	348
HDS 7/12-4 M	59	IVC 60/30 Tact²	340
HDS 7/12-4 MX	59	IVC 60/30 Tact² Lp	342
HDS 7/16 C	61	IVL 50/24-2	355
HDS 7/16 CX	61	IVM 60/30	337
HDS 8/17 C	61	IVM 60/30 M Z22	345
HDS 8/17 CX	61	IVM 60/36-3	337
HDS 8/18-4 C	61	IVR 35/20-2 Pf Me	339
HDS 8/18-4 CX	61	IVR 40/15 Pf	338
HDS 8/18-4 M	59	IVR 40/30 Pf	338
HDS 8/18-4 MX	59	IVR 50/40 Pf	338
HDS 9/14-4 St	189	IVR 100/40 Pf	336
HDS 9/16-4 St Gas	189	IVR-B 30/15 Me	349
HDS 9/18-4 M	59	IVR-B 50/30	349
HDS 9/18-4 MX	59	IVR-L 40/12-1	354
HDS 9/50 De	67	IVR-L 65/12-1 Tc	354
HDS 10/20-4 M	59	IVR-L 100/24-2	353
HDS 10/20-4 MX	59	IVR-L 100/24-2 Me	353
HDS 12/14-4 St	189	IVR-L 100/24-2 Tc	353
HDS 12/14-4 St Gas	189	IVR-L 100/24-2 Tc Me	353
HDS 12/14-4 St Gas LPG	189	IVR-L 100/24-2 Tc Me Dp	353
HDS 12/18-4 S	57	IVR-L 100/30	350
HDS 12/18-4 SX	57	IVR-L 120/24-2 Tc	351
HDS 13/20-4 S	57	IVR-L 120/24-2 Tc Me	351
HDS 13/20-4 SX	57	IVR-L 120/24-2 Tc Me Dp	351
HDS 13/20 De	67	IVS 100/40	335
HDS 13/35 De	67	IVS 100/40 Lp	335
HDS 17/20 De	67	IVS 100/40 M	335
HDS 801 B	71	IVS 100/55 Lp	335
HDS 801 D	71	IVS 100/55 M	335
HDS 1000 Be	70	IVS 100/55 M Z22	347
HDS 1000 De	70	IVS 100/75 Lp	335
HDS 2000 Super	68	IVS 100/75 M	335
HDS-E 8/16-4 M 12 kW	69	IVS 100/75 M Z22	347
HDS-E 8/16-4 M 24 kW	69		
HDS-E 8/16-4 M 36 kW	69		
HG 43	73	K	Page
HG 64	73	KM 70/15 C	665
High-pressure overall	229	KM 70/20 C	665
HKF 50 P	768	KM 70/20 C 2SB	665
HKF 200 E	768	KM 70/30 C Bp	663
HKS 100 speed control	768	KM 70/30 C Bp Adv	663
Holder with squeegees 40 cm	798	KM 70/30 C Bp Pack	663
Holder with squeegees 60 cm	798	KM 70/30 C Bp Pack Adv	663
Holster	833	KM 75/40 W Bp	659
HT 615 Bp	245	KM 75/40 W Bp Pack	659
HV 1/1 Bp As	397	KM 75/40 W G	659
HV 1/1 Bp Cs	397	KM 80 W G	661
HV 1/1 Bp Fs	397	KM 85/50 R Bp	655
HWE 860	194	KM 85/50 R Bp Pack	655
HWE 4000 Gas modular ecoefficiency	769	KM 85/50 W Bp	657
		KM 85/50 W Bp Adv	657
		KM 85/50 W Bp Pack	657
		KM 85/50 W Bp Pack Adv	657
		KM 85/50 W G	657
		KM 85/50 W G Adv	657
I	Page	KM 90/60 R Bp Adv	653
IB 7/40 Adv	777	KM 90/60 R Bp Pack Adv	653
IB 7/40 Classic	777	KM 90/60 R G Adv	653
IB 15/120	776	KM 100/100 R Bp	651
IC 15/240 W	705	KM 100/100 R Bp Pack	651
IC 15/240 W Adv	705	KM 100/100 R D	651
ICH 80/16 Ps	767	KM 100/100 R G	651
ICH 140/14 Ps F2	768	KM 100/100 R Lpg	651
IP 55	778	KM 105	649
IP 120	778	KM 120/250 R Bp Classic	641
IP 280	778	KM 120/250 R Bp Pack Classic	641
iSolar 400	111	KM 120/250 R D Classic	641
iSolar 800	111	KM 120/250 R LPG Classic	641
iSolar TL 7 H	111	KM 125/130 R	645
iSolar TL 10 H TL 10 C	111		
iSolar TL 14 C	111		
IVC 60/12-1 Ec H Z22	348		

KM 130/300 R Bp	639	NT 38/1 Me Classic Edition	293
KM 130/300 R Bp Pack	639	NT 40/1 Ap L	279
KM 130/300 R D	639	NT 40/1 Tact Te L	272
KM 130/300 R D Classic	639	NT 45/1 Tact Te Ec	271
KM 130/300 R LPG	639	NT 48/1	289
KM 150/500 R Bp	637	NT 48/1 Te	289
KM 150/500 R Bp Pack	637	NT 50/1 Me Classic Edition	291
KM 150/500 R D	637	NT 50/1 Tact Te H	296
KM 150/500 R D Classic	637	NT 50/1 Tact Te L	270
KM 150/500 R LPG	637	NT 50/1 Tact Te M	297
KM 170/600 R D	635	NT 50/2 Me Classic Edition	291
		NT 55/1 Tact Bs	299
L	Page	NT 55/2 Tact² Me I	265
LB 850 Bp	239	NT 65/2 Ap	277
Lid	833	NT 65/2 Tact²	267
Litter picker 100 cm	796	NT 65/2 Tact² Tc	265
		NT 70/1	287
M	Page	NT 70/2	287
MC 50 Adv	703	NT 70/2 Adv	287
MC 50 Adv Comfort	703	NT 70/2 Me	287
MC 80	701	NT 70/2 Me Classic Edition	291
MC 130 Adv	699	NT 70/2 Me Tc	285
MC 130 Plus	699	NT 70/2 Tc	285
Media chamois	834	NT 70/3	287
MIC 26 C Adv	715	NT 70/3 Me Tc	285
MIC 34 C	715	NT 70/3 Tc	285
MIC 35	713	NT 75/1 Me Ec H Z22	295
MIC 42	713	NT 75/1 Tact Me Te H	296
MIC 50	711	NT 75/2 Ap Me Tc	277
MIC 50 Adv	711	NT 75/2 Tact² Me	267
MIC 70	709	NT 75/2 Tact² Me Tc	265
MIC 84	707	NT 75/2 Tact² Me Tc Adv	265
Microfibre cleaning cloth for feather duster 60 cm	812	NT 80/1 B1 M S	295
Microfibre cloth, glass	815	NT 90/2 Me Classic Edition	291
Microfibre cover for hand pad holder	815	NT 611 Eco K	298
Microfibre cover, glass, for hand pad holder	815	NT 611 Mwf	298
Microfibre mop, loop	800		
Microfibre mop short fiber 50 cm	801	O	Page
Microfibre mop, short fibre	800, 801	Overgoggles	232
Microfibre mop, short fibre, abrasive	800,801		
Microfibre velcro cover 40 cm	802	P	Page
Microfibre velcro cover, abrasive, 40 cm	802	Pad, green	799
Microfibre washer	829	Pad holder, hand	799
Microspun microfibre cloth, blue	814	Pad holder with joint	799
Microspun microfibre cloth, green	814	Pad sole, corrugated	798
Microspun microfibre cloth, red	814	Pad Strip washer	830
Microspun microfibre cloth, yellow	814	Pad, white	799
Mop holder, flaps, 40 cm	802	PC 60/130 T	789
Mop holder with clip, 40 cm	802	PC 100 M2 Bio	788
Mop holder with clip 50 cm	803	PGG 3/1	246
Mop system	803	PGG 6/1	246
Multi-purpose cloth, blue	815	PGG 8/3	246
Multi-purpose cloth, green	815	Premium microfibre cloth, blue	813
Multi-purpose cloth, red	815	Premium microfibre cloth, green	813
Multi-purpose cloth, yellow	815	Premium microfibre cloth, red	813
		Premium microfibre cloth, yellow	813
N	Page	Protective gloves, long cuff	233
NT 20/1 Ap	281	Protective gloves, short cuff	233
NT 20/1 Ap Te	281	PT	749
NT 20/1 Me Classic Edition	293	PT Fp	749
NT 22/1 Ap L	283	Puzzi 8/1 C	429
NT 22/1 Ap Te L	283	Puzzi 10/1	428
NT 27/1	289	Puzzi 10/2 Adv	428
NT 27/1 Adv	289	Puzzi 30/4	427
NT 27/1 Me	289	Puzzi 30/4 E	427
NT 27/1 Me Adv	289	PW 30/1	430
NT 30/1 Ap L	279	PW 30/1	430
NT 30/1 Ap Te L	279		
NT 30/1 Me Classic Edition	293	R	Page
NT 30/1 Tact L	275	RBS 6012	737
NT 30/1 Tact Te H	296	RBS 6014	737
NT 30/1 Tact Te L	273	Replacement blades	837
NT 30/1 Tact Te M	297	Replacement blades for scraper 25×	812
NT 35/1 Tact Bs	299	Replacement blades for scraper, glass	812

Replacement ear defenders for helmet	231
Replacement pane, clear	232
Replacement pane, contrast-enhancing	232
Replacement pane, sun protection	232
Replacement rollers	833
Replacement visor for helmet	231
Replacement wiper rubber, hard	836
Replacement wiper rubber, soft	836
Rigid dust mop holder 120 cm	798
Rubber squeegee 55 cm	800

S	Page
Safety goggles, clear	232
Safety goggles, contrast-enhancing	232
Safety goggles, sun protection	232
Safety helmet set, with hearing protection and visor	231
SB F M80	749
SB F M80 3	749
SB F M80 3 S	749
SB F M80 S	749
SB F M80 Sm	749
SB F M80 Sm S	749
SB MB	741
SB MC 2	743
SB MU	739
SB VC 1	747
SB VC 1 Ec	747
SB VC 2	747
SB VC 2 Ec	747
Scraper with long handle and blade	796
Scraper with short handle and blade	812
Set of safety goggles	232
SG 4/4	447
SGG 1	449
SGV 6/5	445
SGV 8/5	445
Single mobile bucket with handle 25 l	822
Single mobile bucket with press 25 l	822
Single mobile bucket with press and "U" sliding handle 25 l	822
Soft grip wiper handle	831
Squeegee, reinforced	834
Squeegee, reinforced	834
ST 400 Bp	243
Stainless steel strainer	833
T 7/1 Classic	393
T 7/1 ecoefficiency	385
T 8/1 Classic	393
T 8/1 L	391
T 9/1 Bp	394
T 10/1	390
T 10/1 Adv	390
T 10/1 ecoefficiency	385
T 12/1	389
T 12/1 ecoefficiency	385
T 12/1 Hf	389
T 14/1 Classic	393
T 15/1	387
T 15/1 ecoefficiency	385
T 15/1 HEPA	387
TB 36	735
TB 42	735
TB 46	735
TB 50	735
Telescopic handle 97-184 cm	806
Trolley Classic I	821
Trolley Classic II	821
Trolley Classic III	821
Trolley Classic IV	821

Trolley Classic V	821
Trolley Clean Liner Classic I	820
Trolley Clean Liner Classic II	821
Trolley Clean Liner Classic III	821
Trolley Clean Liner Classic IV	821
Trolley ECO!Clean Liner	820
Trolley ECO!Clean Liner Mini	820
Trolley ECO!Clean Liner Press	820
Trolley ECO!First Liner	820
Trolley Hotel Classic I	823
Trolley Hotel Classic II	823
Trolley Hotel Classic III	823
Trolley Hotel Premium I	823
Trolley Hotel Premium II	823

V	Page
Velcro holder 40 cm	803
Velcro holder with block system 40 cm	803
Velour microfibre cloth, blue	814
Velour microfibre cloth, green	814
Velour microfibre cloth, red	814
Velour microfibre cloth, yellow	814
V-rail, stainless steel	832

W	Page
Warning sign Danger of slipping FR	804
Warning sign Danger of slipping IT	804
Warning sign Danger of slipping PL	804
Warning sign for door	805
Wash brush, hard	832
Wash brush, soft	832
Water squeegee for hygienic areas	834
Water squeegee, reinforced, oil-resistant	834
WC Set, white	816
Wet work protection jacket, Advanced	230
Wet work protection suit, Advanced	230
Wet work protection suit, Classic	230
Wet work protection trousers, Advanced	230
White Star washer	828
Window and floor scraper, 25 cm long, with blade	828
Window and floor scraper, 120 cm long, with blade	796, 828
Wooden handle 140 cm D 25 mm	806
WPC 80 RO	469
WPC 100 RO	468
WPC 120 UF	469
WPD 50	467
WPD 50 Ws	467
WPD 100	464, 465
WPD 200	464, 465
WPD 600	464, 465
WR 10	115
WR 20	115
WR 50	115
WR 100	115
WRB 2000 Bio	757
WRB 4000 Bio	757
WRH 1200 Classic	758
WRP 1000 Classic	758
WRP 8000	754
WRP 16000	754
WRP Car Wash	755
WRS 200	717
WS 50	112
WS 100	112
WS Regenerator	112
WVP 10 Adv	255
WVP 10 *EU	255
WWP 45	247

Cleaning Agents

A	Page
Active Foam CP 940	877
Alkaline Active Cleaner RM 81	846

B	Page
Blasting Abrasive, coarse	847
Blasting Abrasive, fine	847

C	Page
CarpetPro Cleaner iCapsol RM 760 Powder OA	852
CarpetPro Cleaner iCapsol RM 760 Tablet	852
CarpetPro Cleaner iCapsol RM 768	852
CarpetPro Cleaner iCapsol RM 768 OA	852
CarpetPro Cleaner, quick-drying RM 767 OA	852
CarpetPro Cleaner RM 760 Powder Classic	852
CarpetPro Cleaner RM 764 OA	852
CarpetPro Conditioner RM 763	853
CarpetPro Protector RM 762	853
CarpetPro RTS Classic Cleaner	852
Citral Perfumed Cleaner	862
Clean Card	853, 859, 865, 873
Cleaning Agent Sprayer	849, 873
Container valve, 5 l	849, 858, 864, 872
Container valve, 10l	849, 872
Container valve, 20l	849, 872

D	Page
Disinfectant Cleaner, foaming RM 734	846
Disinfectant Cleaner RM 732	846, 871
Disinfectant RM 735	846, 871
Dosing head	858, 864
Drum pump, 200 l	849, 872
Drum tap, 200 l	849, 872
DS 2 Dosing Unit	849, 858, 864, 872
DS 3 Cleaning Agent Dosing Station	849, 858, 864, 872

E	Page
EK 1 Cleaning Agent Sprayer	849, 873

F	Page
Fleural Perfumed Cleaner	856
FloorPro Allround Deep Cleaner RM 754	870
FloorPro Care Dispersion RM 784	869, 871
FloorPro Cleaner CA 50 C eco!perform	868
FloorPro Cleaner CA 50 C eco!perform Swan	868
FloorPro Crystallising Agent RM 749	871
FloorPro Deep Cleaner, acidic RM 751	863, 870
FloorPro Deep Cleaner RM 69	869
FloorPro Deep Cleaner RM 69 eco!efficiency	869
FloorPro Escalator Cleaner, neutral RM 758	870
FloorPro Fine Stoneware Cleaner RM 753	868
FloorPro High Gloss Crystallising Agent, powder RM 775	871
FloorPro Industrial Cleaner RM 69	869
FloorPro Intensive Deep Cleaner Extra RM 752	870
FloorPro Multi Cleaner RM 756	868
FloorPro Protect Dispersion Extra RM 782	871
FloorPro RIR Classic Industrial Cleaner	870
FloorPro Shine Cleaner RM 755	870
FloorPro Solisal Classic Deep Cleaner	868
FloorPro Spray Cleaner RM 748	869
FloorPro Tyre and Abrasion Marks Remover RM 776	868
FloorPro Wipe Care Extra RM 780	869
FloorPro Wipe Care RM 746	869
Foam Blocker RM 761	853, 870

H	Page
Hand Cleaning Paste RM 200	848
High-Pressure Wash CP 935	877

I	Page
Intensive Dirt Remover CP 930	877

P	Page
PartsPro Cleaner Extra, powder RM 63	881
PartsPro Cleaner PC Bio 10	881

PartsPro Cleaner PC Bio 20	881
PartsPro Cleaner RM 39	881
PartsPro Microbe Suspension	881
PartsPro Parts Cleaner RM 39	848
Premium demo case	853, 859, 865, 873
PressurePro Active Cleaner, acidic RM 25	846
PressurePro Active Cleaner, alkaline RM 81	844
PressurePro Active Cleaner, alkaline RM 81 eco!efficiency	844
PressurePro Active Cleaner, neutral RM 55	847
PressurePro Active Cleaner, powder RM 80	845
PressurePro Car Shampoo, powder RM 22	845
PressurePro Descaling Acid RM 101	848
PressurePro Faade Cleaner, gel RM 43	847
PressurePro Foam Cleaner, acidic RM 59	845
PressurePro Foam Cleaner, alkaline RM 58	845
PressurePro Foam Cleaner, alkaline RM 91 Agri	847
PressurePro Foam Cleaner, neutral RM 57	845
PressurePro Foam Cleaner RM 838	844
PressurePro Grease and Protein Remover RM 731	845
PressurePro Hot Wax RM 41	845
PressurePro Intensive Deep Cleaner RM 750	846, 870
PressurePro Machine Protector Advance 1 RM 110	848
PressurePro Machine Protector Advance 2 RM 111	848
PressurePro Machine Protector RM 110	848
PressurePro Oil and Grease Cleaner Extra RM 31	844, 846
PressurePro Oil and Grease Cleaner Extra RM 31 eco!efficiency	844, 846
PressurePro Phosphating Agent RM 48	848
PressurePro Smoke Resin Remover RM 33	847
PressurePro Soaking Agent, alkaline RM 92 Agri	847
PressurePro Solar Cleaner RM 99	847
PressurePro Surface Cleaner, acidic RM 93 Agri	847
PressurePro Wax Remover RM 36	844
Pump spray bottle	873

R	Page
Refill set for Premium demo case	853, 859, 865, 873
Rim Cleaner, alkaline CP 901	876

S	Page
SanitPro Allsan Everyday Cleaner	862
SanitPro Daily Cleaner CA 20 C eco!perform	862
SanitPro Daily Cleaner CA 20 C eco!perform Swan	862
SanitPro Daily Cleaner CA 20 R eco!perform	862
SanitPro Daily Cleaner CA 20 R eco!perform Swan	862
SanitPro empty bottle, Everyday Cleaner CA 20 C-D Eco	864
SanitPro RSA Classic Deep Cleaner	863
SanitPro Scented Cleaner RSD Classic	862
SanitPro Tolisan WC Cleaner	862
SanitPro Unisan Plus Deep Cleaner	863
SanitPro Urisan Deodoriser	863
SanitPro WC and Deep Cleaner CA 10 C eco!perform	862
SanitPro WC Cleaner CA 10 C eco!perform Swan	862
Sprayer, blue	858
Sprayer, red with foam nozzle	864
Spray nozzle, red	864
Starter set for Premium demo case	853, 859, 865, 873
SurfacePro Alcal Alcohol-Based Cleaner	856
SurfacePro Cleaner, alkaline Induflex	857
SurfacePro empty bottle, Surface Cleaner CA 30 C-D eco!perform	858
SurfacePro Glasal Glass Cleaner	857
SurfacePro Glass Cleaner CA 40 R eco!perform	857
SurfacePro Glass Cleaner CA 40 R eco!perform Swan	857
SurfacePro Maintenance Cleaner, odourless Alliflex	856
SurfacePro RAG Classic Multi-Purpose Cleaner	856
SurfacePro RGR Classic Glass and Surface Cleaner	857
SurfacePro Scouring Agent Inoxal	857
SurfacePro Sural Glass and Surface Cleaner	857
SurfacePro Surface Cleaner CA 30 C eco!perform	856
SurfacePro Surface Cleaner CA 30 C eco!perform Swan	856

T	Page
TankPro Cleaner, acidic RM 870	882
TankPro Cleaner, alkaline RM 875	882
TankPro Cleaner, Polymer RM 880	882
TankPro Latex Remover RM 885	882

Tefral Multi-Purpose Cleaner	868
Telescopic spray lance	849, 873
Thermo wax CP 945	879
Top Care CP 950	879

U	Page
Universal Cleaner RM 770, surfactant-free	852, 856
Universal Stain Remover RM 769	852, 857, 868

V	Page
VehiclePro Active Foam RM 812 Classic	878
VehiclePro Active Foam Wash Nano RM 816 Classic	878
VehiclePro Brush Shampoo RM 811 Classic	877
VehiclePro Drying Aid RM 829 Classic	878
VehiclePro Drying Aid RM 829 eco!perform	878
VehiclePro Foam Cleaner RM 838	877
VehiclePro Foam Polish RM 837	879
VehiclePro Foam Wash RM 812 eco!perform	878
VehiclePro Gloss Dryer Nano RM 832 Classic	878
VehiclePro High-Pressure Wash RM 806	877
VehiclePro Hot Wax RM 820 Classic	879
VehiclePro Kärcher Polish Plus RM 831	879
VehiclePro Klear!Brush RM 891	877
VehiclePro Klear!Dry RM 893	878

VehiclePro Klear!Foam RM 892	878
VehiclePro Klear!Glow RM 894	879
VehiclePro Klear!Prewash RM 890	876
VehiclePro Klear!Rim Foam RM 802	876
VehiclePro Klear!Rim RM 896	876
VehiclePro Liquid Leather RM 833	879
VehiclePro Prewash RM 803 Classic	844, 876
VehiclePro Prewash RM 803 eco!perform	876
VehiclePro Rim Cleaner, acidic RM 800	844, 876
VehiclePro Rim Cleaner, alkaline RM 801 Classic	844, 876
VehiclePro Softening Salt	879
VehiclePro Spray Wax RM 821 Classic	845, 879
VehiclePro Super Pearl Wax RM 824 Classic	878
VehiclePro Truck Cleaner, acidic RM 804	877
VehiclePro Truck Cleaner, alkaline RM 805	877
VehiclePro Washing Bay and Tile Cleaner RM 841	879

W	Page
WaterPro Active Chlorine RM 852	880
WaterPro Active Oxygen RM 851	880
WaterPro Flocculating Agent RM 847	880
WaterPro Flocculating Agent RM 5001	880
WaterPro Hardness Stabiliser RM 5000	880
WaterPro Separating Agent, powder RM 846	880

OUR PICTOGRAMS

ALL THE BEST AND LOTS OF NEW THINGS



The new things first

Innovation is one of our strengths. And because you are incredibly interested in everything that benefits you in your work, we present our current innovations right at the start of a chapter. This way you see what's new straight away and at a glance.

Model	Container capacity Working width	Turbines	Type and equipment	Configuration options
Example: T	15	1	ecoefficiency	
Example: CV	38	2		
Example: EB	30	1	Adv	Li-Ion
Example: HV	1	1		Bp Fs
T = Dry vacuum cleaner BV = Backpack Vacuum EB = Electric Broom, battery-powered CV = Carpet Vacuum, upright brush-type vacuum cleaner HV = Handheld Vacuum, battery-powered	In machine names with a combination of numbers for dry vacuum cleaners the first number indicates the container capacity (in litres). For EB and CV machines, the first number indicates the working width of the roller brush (in centimetres).	In machine names with a combination of numbers, the second number indicates the number of turbines.	Without designation = Standard equipment Classic = Basic equipment Adv = Advanced, with additional equipment RS = Ride-on/Step-on machine ecoefficiency = Machine with ecoefficiency function	Bp = Battery powered Pack = Package (battery and battery charger included in the scope of supply) Li-ion = Lithium-ion battery As = Automotive set Cs = Construction set Fs = Facility set

Our product names say it all

Do you sometimes not understand what a product name should mean? Not with us. We developed a strict and clear system for naming our products. Here you see, using the example of our vacuum cleaner, what the abbreviations and numbers represent. We call it “descriptive product names” because they mention the most important machine features. You find this overview before every chapter.



Together we are even stronger

Our cleaning agents can be found in a separate chapter. You have a complete overview of all our cleaning agents and can easily compare, select and compile your individual requirement. And a separate chapter also highlights the huge importance of our cleaning agents for your success.

OUR PICTOGRAMS

	2800 bar Indicates the maximum working pressure of a machine, here: 2800 bar.		EASY!Lock Robust, long-lasting quick fastener: five times faster than screws.		LPG engine Machine powered by liquid gas (LPG).
	Absorbs odours Indicates cleaning agents that reduce unpleasant odorous substances.		EASY Operation Scrubber drier with single button control.		Mains and battery operation Can be powered from the mains or with batteries.
	Allergy-friendly Reduces allergenic substances in the air.		Electric Indicates electrically powered machines.		Noise level Noise values for machines. Noise level indication in dB(A).
	ANTI!Twist Hose with freely rotating connections.		Energy efficiency IE2 Machines are equipped with highly efficient motors.		Petrol Machine that is powered by petrol.
	Auto Shutdown Automatic shutdown of motor and pump when the trigger gun is closed.		E-Start Machine with electro start.		Puncture-proof wheels Guarantees a permanently high degree of mobility, even on uneven ground.
	Average application time Recommended maximum duration of use in hours per day.		Explosion-proof Machine is explosion-proof.		Servo Control Regulation of pressure and water volume on the trigger gun.
	Battery drive Machine is powered with rechargeable batteries.		Ex-approved Machine with certified explosion protection.		StVZO (approved for use on German roads) Machines that have been approved for road use.
	Biodiesel Machine that is suitable for operation with biodiesel.		FACT Scrubber drier with an application-optimised cleaning programme.		Very quiet Indicates the sound pressure level, e.g. 60 dB(A).
	Cold/Hot water High-pressure cleaner with cold-water or hot-water operation.		Full ceramic valve High-tech ceramic for a service life up to five times longer.		VOC-Sensor Precise detection of gaseous air pollution.
	Configurable Configurable machine.		Laser sensor Precise detection of particulate air pollution.		Weed Control Chemical-free weed lances with our weed removers and hot water high-pressure cleaners.
	Diesel Machine that is powered by diesel fuel.		Lead batteries Batteries which contain lead.		Zone 22 Machines with zone 22 certification.
	Dose Scrubber driers with a patented cleaning agent dosing unit.		Lithium-ion batteries Machine equipped with rechargeable lithium-ion batteries.		Low foam Low-foam cleaning agent.
	EASY!Force HP trigger gun with zero holding force for effortless operation.		Low foam Low-foam cleaning agent.		

Please contact us for more information:

Head Office Germany

Alfred Kärcher SE & Co. KG
Alfred-Kärcher-Straße 28-40
71364 Winnenden

Phone +49 7195-14-0
Fax +49 7195-14-2212

www.kaercher.com

North America

Kärcher North America
4555 Airport Way
Denver, CO 80239
USA

Phone +1 303-738-5805
Fax +1 303-865-2758

www.karcherna.com

United Kingdom

Kärcher (UK) Ltd
Kärcher House
Brookhill Way
Banbury
Oxon OX16 3ED

Phone +44 1295-752-000
Fax +44 1295-752-103

www.karcher.co.uk

Ireland

Kärcher Ltd
Unit 4
E.P. Mooney Business Park
Walkinstown Avenue
Dublin 12

Phone +353 1-409-7777
Fax +353 1-409-7775

www.karcher.ie

South East Asia

Regional Head Office
South East Asia

Karcher South East Asia Pte Ltd
3 Depot Close #01-01
Singapore 109840

Phone +65 6897-1811
Fax +65 6897-1611

www.karcher.com.sg

Hong Kong

Kärcher Limited
Unit 05, 13/F, Nanyang Plaza
57 Hung To Road
Kwun Tong, Kowloon

Phone +852 2-357-5863
Fax +852 2-357-5632

www.karcher.com.hk

Australia

Karcher Pty Ltd
40 Koornang Road
Scoresby VIC 3179
Melbourne, Victoria

Phone +61 3-9765-2300
Fax +61 3-9765-2398

www.karcher.com.au

New Zealand

Karcher Ltd
66 Allens Road
East Tamaki
Auckland 2013

Phone +64 9-274-4603
Fax +64 9-274-6932

www.karcher.co.nz

South Africa

Kärcher (Pty) Ltd
Cnr Mount Joy & George Allen Rd
Wilbart Ext. 2
PO Box 11818
Vorna Valley, 1686

Phone +27 11-657-7300
Fax +27 11-657-7440

www.karcher.co.za

Dubai

Karcher FZE
Quality Cleaning Systems
Jebel Ali Free Zone
Plot No. S-10104 South Zone
RA 08, XB 1, Jebel Ali

Phone +971 4-886-1177
Fax +971 4-886-1575

www.kaercher.com